



MFJ承認競技会
FUN&RUN! 2-Wheels



2024 FUN&RUN! 2-Wheels

NEO STANDARD Ninja/YZF 特別スポーツ走行 2回目

2024 / 8 / 2 :

 **SUZUKA CIRCUIT**
Full Course 2-Wheels(5,821m)

個別ラップ表

Weather :Fine
Track :Dry

No	4	Best Time	2'48.758	124.175 km/h
Name	木下	Total Time	23'22.604	8 Laps
Team	FASTER-Racing	Average Lap Time	2'54.216	
Type	Kawasaki/Ninja250	Today's Rank	2 / 19	
		Today's Top Time	2'47.630	125.011 km/h

No	4 (Driver1)	Best Time		km/h
Name	木下 優真	Total Time		Laps
Team	FASTER-Racing	Average Lap Time		
Type	Kawasaki/Ninja250	Today's Rank		
		Today's Top Time		km/h

Lap	Passing Time	Lap Time	Sec1	Sec2	Sec3	Sec4	km/h
				30.017	1'06.777	32.782	165.424
1.	3'03.089						
2.	5'53.447	2'50.358 (5)	46.146	27.506	1'05.078	31.628	166.364
3.	8'42.678	2'49.231 (2)	45.626	27.420	1'04.498	31.687	165.736
4.	11'32.028	2'49.350 (3)	45.767	27.166	1'04.689	31.728	165.113
5.	14'20.786	B 2'48.758 (1)	45.669	27.170	1'03.809	32.110	165.113
6.	17'10.825	2'50.039 (4)	46.058	27.568	1'04.347	32.066	163.575
7.	20'06.921	2'56.096 (6)	45.697	28.133	1'09.222	33.044	163.575
8.	23'22.604 Pit	3'15.683 (7)	48.171	27.915	1'07.118	52.479	151.710



MFJ承認競技会
FUN&RUN! 2-Wheels



2024 FUN&RUN! 2-Wheels

NEO STANDARD Ninja/YZF 特別スポーツ走行 2回目

2024 / 8 / 2 :



SUZUKA CIRCUIT

個別ラップ表

Weather :Fine

Track :Dry

Full Course 2-Wheels(5,821m)

No	5	Best Time	3'03.919	113.939 km/h
Name	田中	Total Time	16'49.547	5 Laps
Team	MotoBlue &Xenoway&之の会	Average Lap Time	3'12.687	
Type	Kawasaki/Ninja250	Today's Rank	13 / 19	
		Today's Top Time	2'47.630	125.011 km/h

No	5 (Driver1)	Best Time		km/h
Name	田中 一之	Total Time		Laps
Team	MotoBlue &Xenoway&之の会	Average Lap Time		
Type	Kawasaki/Ninja250	Today's Rank		
		Today's Top Time		km/h

Lap	Passing Time	Lap Time	Sec1	Sec2	Sec3	Sec4	km/h
				31.624	1'10.296	35.376	157.986
1.	3'58.796						
		3'07.138 (3)	51.064	30.457	1'10.621	34.996	151.972
2.	7'05.934						
		B 3'03.919 (1)	50.567	29.988	1'08.945	34.419	160.585
3.	10'09.853						
		3'05.905 (2)	50.007	29.576	1'09.342	36.980	151.972
4.	13'15.758						
		3'33.789 (4)	50.488	30.624	1'12.436	1'00.241	125.665
5.	16'49.547 Pit						



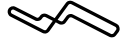
MFJ承認競技会
FUN&RUN! 2-Wheels



2024 FUN&RUN! 2-Wheels

NEO STANDARD Ninja/YZF 特別スポーツ走行 2回目

2024 / 8 / 2 :



SUZUKA CIRCUIT

個別ラップ表

Weather :Fine

Track :Dry

Full Course 2-Wheels(5,821m)

No	10	Best Time	2'50.497	122.909 km/h
Name	志村	Total Time	23'20.656	8 Laps
Team	トリックスタークラブ	Average Lap Time	2'53.669	
Type	Kawasaki/Ninja250	Today's Rank	3 / 19	
		Today's Top Time	2'47.630	125.011 km/h

No	10 (Driver1)	Best Time		km/h
Name	志村 誠	Total Time		Laps
Team	トリックスタークラブ	Average Lap Time		
Type	Kawasaki/Ninja250	Today's Rank		
		Today's Top Time		km/h

Lap	Passing Time	Lap Time	Sec1	Sec2	Sec3	Sec4	km/h
				30.511	1'07.813	32.575	168.923
1.	3'04.972						
2.	5'58.939	2'53.967 (6)	46.986	27.966	1'05.491	33.524	169.249
3.	8'49.989	2'51.050 (3)	46.174	27.963	1'04.292	32.621	165.736
4.	11'41.492	2'51.503 (4)	46.163	28.200	1'04.593	32.547	165.113
5.	14'32.323	2'50.831 (2)	46.410	27.815	1'04.518	32.088	165.736
6.	17'22.820	B 2'50.497 (1)	45.904	28.042	1'04.325	32.226	165.113
7.	20'15.433	2'52.613 (5)	46.481	29.153	1'05.238	31.741	166.996
8.	23'20.656 Pit	3'05.223 (7)	47.245	28.224	1'05.211	44.543	159.419



MFJ承認競技会
FUN&RUN! 2-Wheels



2024 FUN&RUN! 2-Wheels

NEO STANDARD Ninja/YZF 特別スポーツ走行 2回目

2024 / 8 / 2 :

 SUZUKA CIRCUIT
Full Course 2-Wheels(5,821m)

個別ラップ表

Weather :Fine
Track :Dry

No	12	Best Time	2'58.418	117.452 km/h
Name	郡山/森島	Total Time	26'09.738	8 Laps
Team	HRTS with SHIMA	Average Lap Time	3'11.969	
Type	Kawasaki/Ninja250	Today's Rank	11 / 19	
		Today's Top Time	2'47.630	125.011 km/h

No	12 (Driver1)	Best Time		km/h
Name	郡山 隼一	Total Time		Laps
Team	HRTS with SHIMA	Average Lap Time		
Type	Kawasaki/Ninja250	Today's Rank		
		Today's Top Time		km/h

No	12 (Driver2)	Best Time		km/h
Name	森島 一任	Total Time		Laps
Team	HRTS with SHIMA	Average Lap Time		
Type	Kawasaki/Ninja250	Today's Rank		
		Today's Top Time		km/h

Lap	Passing Time	Lap Time	Sec1	Sec2	Sec3	Sec4	km/h	Driver No
1.	3'45.953			31.565	1'13.064	35.146	155.469	0
2.	6'46.144	3'00.191 (3)	48.781	28.830	1'08.695	33.885	157.419	0
3.	9'45.270	2'59.126 (2)	48.297	28.893	1'07.961	33.975	157.138	0
4.	13'00.748	3'15.478 (6)	48.881	29.574	1'10.122	46.901	147.383	0
		Pit						
5.	16'59.693	3'58.945 (7)	1'46.489	29.936	1'08.037	34.483	157.986	0
		B 2'58.418 (1)	48.772	28.775	1'06.969	33.902	162.066	0
6.	19'58.111	3'00.944 (4)	49.052	30.204	1'07.990	33.698	158.843	0
7.	22'59.055	3'10.683 (5)	48.767	28.609	1'07.299	46.008	146.890	0
8.	26'09.738	Pit						



MFJ承認競技会
FUN&RUN! 2-Wheels



2024 FUN&RUN! 2-Wheels

NEO STANDARD Ninja/YZF 特別スポーツ走行 2回目

2024 / 8 / 2 :



SUZUKA CIRCUIT

個別ラップ表

Weather :Fine

Track :Dry

Full Course 2-Wheels(5,821m)

No	17	Best Time	2'47.630	125.011 km/h
Name	細川/本田	Total Time	25'52.666	9 Laps
Team	ハタレシング'ドS組 しゃぼん玉138	Average Lap Time	2'51.354	
Type	Kawasaki/Ninja250	Today's Rank	1 / 19	
		Today's Top Time	2'47.630	125.011 km/h

No	17 (Driver1)	Best Time		km/h
Name	細川 和彦	Total Time		Laps
Team	ハタレシング'ドS組 しゃぼん玉138	Average Lap Time		
Type	Kawasaki/Ninja250	Today's Rank		
		Today's Top Time		km/h

No	17 (Driver2)	Best Time		km/h
Name	本田 知英	Total Time		Laps
Team	ハタレシング'ドS組 しゃぼん玉138	Average Lap Time		
Type	Kawasaki/Ninja250	Today's Rank		
		Today's Top Time		km/h

Lap	Passing Time	Lap Time	Sec1	Sec2	Sec3	Sec4	km/h	Driver No
1.	3'01.828			30.002	1'06.649	32.784	164.803	0
2.	5'52.522	2'50.694 (7)	46.337	27.755	1'04.829	31.773	162.968	0
3.	8'42.180	2'49.658 (6)	45.853	27.499	1'04.680	31.626	160.000	0
4.	11'30.814	2'48.634 (5)	45.994	27.146	1'04.068	31.426	161.471	0
5.	14'18.444	B 2'47.630 (1)	45.104	26.845	1'04.179	31.502	163.881	0
6.	17'07.037	2'48.593 (4)	45.130	27.188	1'04.122	32.153	160.000	0
7.	19'55.179	2'48.142 (2)	45.098	27.013	1'03.983	32.048	160.585	0
8.	22'43.405	2'48.226 (3)	45.218	27.675	1'03.830	31.503	160.879	0
9.	25'52.666 Pit	3'09.261 (8)	47.090	29.923	1'06.197	46.051	138.987	0



MFJ承認競技会
FUN&RUN! 2-Wheels



2024 FUN&RUN! 2-Wheels

NEO STANDARD Ninja/YZF 特別スポーツ走行 2回目

2024 / 8 / 2 :



SUZUKA CIRCUIT

個別ラップ表

Weather :Fine

Track :Dry

Full Course 2-Wheels(5,821m)

No	35	Best Time	2'53.464	120.807 km/h
Name	渡辺	Total Time	18'21.478	6 Laps
Team	ZAPPER-Racing & Moto Blue	Average Lap Time	2'58.209	
Type	Kawasaki/Ninja250	Today's Rank	6 / 19	
		Today's Top Time	2'47.630	125.011 km/h

No	35 (Driver1)	Best Time	km/h
Name	渡辺 素久	Total Time	Laps
Team	ZAPPER-Racing & Moto Blue	Average Lap Time	
Type	Kawasaki/Ninja250	Today's Rank	
		Today's Top Time	km/h

Lap	Passing Time	Lap Time	Sec1	Sec2	Sec3	Sec4	km/h
				29.212	1'09.387	33.068	160.879
1.	3'30.431						
		2'55.018 (3)	48.066	28.444	1'05.878	32.630	165.424
2.	6'25.449						
		2'54.224 (2)	46.916	28.685	1'06.067	32.556	163.881
3.	9'19.673						
		B 2'53.464 (1)	47.035	28.398	1'05.504	32.527	164.494
4.	12'13.137						
		2'56.353 (4)	48.080	28.680	1'06.766	32.827	166.049
5.	15'09.490						
		3'11.988 (5)	47.188	28.614	1'06.157	50.029	164.187
6.	18'21.478 Pit						



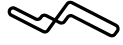
MFJ承認競技会
FUN&RUN! 2-Wheels



2024 FUN&RUN! 2-Wheels

NEO STANDARD Ninja/YZF 特別スポーツ走行 2回目

2024 / 8 / 2 :



SUZUKA CIRCUIT

個別ラップ表

Weather :Fine

Track :Dry

Full Course 2-Wheels(5,821m)

No	47	Best Time	2'50.671	122.784 km/h
Name	廣瀬	Total Time	20'55.002	7 Laps
Team	堀工房&B'garage/ヘンスケ/トスター	Average Lap Time	2'57.956	
Type	Kawasaki/Ninja250	Today's Rank	4 / 19	
		Today's Top Time	2'47.630	125.011 km/h

No	47 (Driver1)	Best Time	km/h
Name	廣瀬 直人	Total Time	Laps
Team	堀工房&B'garage/ヘンスケ/トスター	Average Lap Time	
Type	Kawasaki/Ninja250	Today's Rank	
		Today's Top Time	km/h

Lap	Passing Time	Lap Time	Sec1	Sec2	Sec3	Sec4	km/h
				29.557	1'08.503	33.848	167.634
1.	3'07.265						
		2'54.742 (3)	48.245	28.101	1'06.069	32.327	164.803
2.	6'02.007						
		2'52.183 (2)	46.253	27.932	1'04.959	33.039	168.276
3.	8'54.190						
		B 2'50.671 (1)	45.931	27.730	1'05.098	31.912	157.986
4.	11'44.861						
		2'59.198 (4)	45.925	27.827	1'05.901	39.545	144.712
5.	14'44.059 Pit						
		3'10.766 (6)	1'05.557	28.021	1'04.938	32.250	169.575
6.	17'54.825						
		3'00.177 (5)	47.162	28.236	1'05.605	39.174	164.494
7.	20'55.002 Pit						



MFJ承認競技会
FUN&RUN! 2-Wheels



2024 FUN&RUN! 2-Wheels

NEO STANDARD Ninja/YZF 特別スポーツ走行 2回目

2024/8/2 :



SUZUKA CIRCUIT

個別ラップ表

Weather :Fine

Track :Dry

Full Course 2-Wheels(5,821m)

No	48	Best Time	2'55.021	119.732 km/h
Name	庄司	Total Time	24'13.899	8 Laps
Team	Street ROCKET 48	Average Lap Time	3'00.557	
Type	Kawasaki/Ninja250	Today's Rank	10 / 19	
		Today's Top Time	2'47.630	125.011 km/h

No	48 (Driver1)	Best Time		km/h
Name	庄司 哲也	Total Time		Laps
Team	Street ROCKET 48	Average Lap Time		
Type	Kawasaki/Ninja250	Today's Rank		
		Today's Top Time		km/h

Lap	Passing Time	Lap Time	Sec1	Sec2	Sec3	Sec4	km/h
				30.197	1'10.295	34.434	156.578
1.	3'09.997						
2.	6'09.072	2'59.075 (3)	48.105	28.977	1'07.873	34.120	158.270
3.	9'10.485	3'01.413 (6)	48.732	29.004	1'07.867	35.810	156.857
4.	12'11.648	3'01.163 (5)	48.864	29.587	1'08.513	34.199	161.174
5.	15'11.022	2'59.374 (4)	48.804	29.094	1'07.921	33.555	157.986
6.	18'07.230	2'56.208 (2)	47.418	28.830	1'07.038	32.922	161.768
7.	21'02.251	B 2'55.021 (1)	47.322	28.406	1'06.245	33.048	159.130
8.	24'13.899	3'11.648 (7)	47.463	28.762	1'10.555	44.868	149.642
		Pit					



MFJ承認競技会
FUN&RUN! 2-Wheels



2024 FUN&RUN! 2-Wheels

NEO STANDARD Ninja/YZF 特別スポーツ走行 2回目

2024 / 8 / 2 :



SUZUKA CIRCUIT

個別ラップ表

Weather :Fine

Track :Dry

Full Course 2-Wheels(5,821m)

No	49	Best Time	2'54.044	120.404 km/h
Name	西村	Total Time	23'50.743	7 Laps
Team	Street ROCKET & moto star	Average Lap Time	3'27.871	
Type	Kawasaki/Ninja250	Today's Rank	8 / 19	
		Today's Top Time	2'47.630	125.011 km/h

No	49 (Driver1)	Best Time		km/h
Name	西村 博貴	Total Time		Laps
Team	Street ROCKET & moto star	Average Lap Time		
Type	Kawasaki/Ninja250	Today's Rank		
		Today's Top Time		km/h

Lap	Passing Time	Lap Time	Sec1	Sec2	Sec3	Sec4	km/h
				32.382	1'07.514	33.892	159.419
1.	3'03.515						
2.	6'14.458	Pit					
		3'10.943 (4)	53.112	29.476	1'07.026	41.329	159.419
3.	11'10.343	Pit					
		4'55.885 (6)	1'51.954	39.050	1'30.163	54.718	94.148
4.	14'58.570						
		3'48.227 (5)	1'37.670	29.669	1'07.443	33.445	157.138
5.	17'54.025						
		2'55.455 (2)	47.528	28.712	1'06.348	32.867	155.469
6.	20'48.069						
		B 2'54.044 (1)	47.446	28.241	1'05.645	32.712	155.194
7.	23'50.743	Pit					
		3'02.674 (3)	47.677	28.621	1'06.750	39.626	156.857



MFJ承認競技会
FUN&RUN! 2-Wheels



2024 FUN&RUN! 2-Wheels

NEO STANDARD Ninja/YZF 特別スポーツ走行 2回目

2024 / 8 / 2 :

 SUZUKA CIRCUIT
Full Course 2-Wheels(5,821m)

個別ラップ表

Weather :Fine
Track :Dry

No	54	Best Time	2'53.579	120.727 km/h
Name	大口	Total Time	23'41.345	8 Laps
Team	ライダーハウス宮島	Average Lap Time	2'56.730	
Type	Kawasaki/Ninja250	Today's Rank	7 / 19	
		Today's Top Time	2'47.630	125.011 km/h

No	54 (Driver1)	Best Time		km/h
Name	大口 智範	Total Time		Laps
Team	ライダーハウス宮島	Average Lap Time		
Type	Kawasaki/Ninja250	Today's Rank		
		Today's Top Time		km/h

Lap	Passing Time	Lap Time	Sec1	Sec2	Sec3	Sec4	km/h
				30.189	1'07.978	33.955	162.968
1.	3'04.229						
2.	5'58.494	2'54.265 (3)	46.634	28.088	1'05.893	33.650	166.996
3.	8'54.028	2'55.534 (5)	46.982	28.072	1'06.264	34.216	159.419
4.	11'48.347	2'54.319 (4)	46.831	28.053	1'06.092	33.343	163.271
5.	14'42.029	2'53.682 (2)	46.766	28.143	1'05.929	32.844	162.366
6.	17'37.701	2'55.672 (6)	46.924	28.420	1'07.026	33.302	162.968
7.	20'31.280	B 2'53.579 (1)	46.947	28.158	1'06.252	32.222	161.768
8.	23'41.345 Pit	3'10.065 (7)	46.752	28.335	1'12.061	42.917	130.714



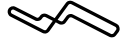
MFJ承認競技会
FUN&RUN! 2-Wheels



2024 FUN&RUN! 2-Wheels

NEO STANDARD Ninja/YZF 特別スポーツ走行 2回目

2024 / 8 / 2 :



SUZUKA CIRCUIT

個別ラップ表

Weather :Fine

Track :Dry

Full Course 2-Wheels(5,821m)

No	74	Best Time	2'52.012	121.826 km/h
Name	石崎	Total Time	23'44.327	8 Laps
Team	Bike Shop Larimar	Average Lap Time	2'56.557	
Type	Kawasaki/Ninja250	Today's Rank	5 / 19	
		Today's Top Time	2'47.630	125.011 km/h

No	74 (Driver1)	Best Time	km/h
Name	石崎 篤	Total Time	Laps
Team	Bike Shop Larimar	Average Lap Time	
Type	Kawasaki/Ninja250	Today's Rank	
		Today's Top Time	km/h

Lap	Passing Time	Lap Time	Sec1	Sec2	Sec3	Sec4	km/h
				30.323	1'09.780	32.907	157.702
1.	3'08.425						
2.	6'02.998	2'54.573 (5)	47.560	28.568	1'05.850	32.595	161.174
3.	8'55.010	B 2'52.012 (1)	46.299	28.061	1'05.322	32.330	162.667
4.	11'50.502	2'55.492 (6)	46.405	28.530	1'06.458	34.099	161.471
5.	14'44.435	2'53.933 (4)	46.703	28.263	1'06.025	32.942	158.843
6.	17'38.051	2'53.616 (3)	46.560	28.310	1'05.728	33.018	162.066
7.	20'31.629	2'53.578 (2)	46.804	28.151	1'06.513	32.110	162.667
8.	23'44.327 Pit	3'12.698 (7)	46.869	28.173	1'12.446	45.210	131.300



MFJ承認競技会
FUN&RUN! 2-Wheels



2024 FUN&RUN! 2-Wheels

NEO STANDARD Ninja/YZF 特別スポーツ走行 2回目

2024 / 8 / 2 :

 SUZUKA CIRCUIT
Full Course 2-Wheels(5,821m)

個別ラップ表

Weather :Fine
Track :Dry

No	77	Best Time	2'54.759	119.911 km/h
Name	山下/滋野	Total Time	25'24.354	8 Laps
Team	本家、山下ガレージ with お坊さん	Average Lap Time	3'11.615	
Type	Kawasaki/Ninja250	Today's Rank	9 / 19	
		Today's Top Time	2'47.630	125.011 km/h

No	77 (Driver1)	Best Time		km/h
Name	山下 浩司	Total Time		Laps
Team	本家、山下ガレージ with お坊さん	Average Lap Time		
Type	Kawasaki/Ninja250	Today's Rank		
		Today's Top Time		km/h

No	77 (Driver2)	Best Time		km/h
Name	滋野 敬直	Total Time		Laps
Team	本家、山下ガレージ with お坊さん	Average Lap Time		
Type	Kawasaki/Ninja250	Today's Rank		
		Today's Top Time		km/h

Lap	Passing Time	Lap Time	Sec1	Sec2	Sec3	Sec4	km/h	Driver No
1.	3'03.045			29.854	1'07.463	34.070	157.986	0
2.	5'58.878	2'55.833 (2)	47.437	28.320	1'06.726	33.350	171.563	0
3.	8'53.637	B 2'54.759 (1)	46.814	28.837	1'05.296	33.812	159.130	0
4.	11'58.065	3'04.428 (5)	47.488	28.581	1'06.183	42.176	161.174	0
5.	15'50.433	Pit						
		3'52.368 (7)	1'39.134	29.661	1'07.009	36.564	161.768	0
6.	18'49.744	2'59.311 (4)	48.060	29.997	1'07.099	34.155	163.271	0
7.	21'48.715	2'58.971 (3)	48.734	29.357	1'06.940	33.940	161.768	0
8.	25'24.354	3'35.639 (6)	51.643	32.623	1'17.028	54.345	100.046	0
		Pit						



MFJ承認競技会
FUN&RUN! 2-Wheels



2024 FUN&RUN! 2-Wheels

NEO STANDARD Ninja/YZF 特別スポーツ走行 2回目

2024 / 8 / 2 :



SUZUKA CIRCUIT

個別ラップ表

Weather :Fine

Track :Dry

Full Course 2-Wheels(5,821m)

No	78	Best Time	3'08.558	111.136 km/h
Name	藤田/横地	Total Time	26'43.808	7 Laps
Team	LOVCA LMTS Beatracing	Average Lap Time	3'42.084	
Type	Kawasaki/Ninja250	Today's Rank	14 / 19	
		Today's Top Time	2'47.630	125.011 km/h

No	78 (Driver1)	Best Time		km/h
Name	藤田 基成	Total Time		Laps
Team	LOVCA LMTS Beatracing	Average Lap Time		
Type	Kawasaki/Ninja250	Today's Rank		
		Today's Top Time		km/h

No	78 (Driver2)	Best Time		km/h
Name	横地 剛	Total Time		Laps
Team	LOVCA LMTS Beatracing	Average Lap Time		
Type	Kawasaki/Ninja250	Today's Rank		
		Today's Top Time		km/h

Lap	Passing Time	Lap Time	Sec1	Sec2	Sec3	Sec4	km/h	Driver No
1.	4'31.304			32.144	1'14.959	34.662	152.765	0
2.	7'39.862	B 3'08.558 (1)	52.224	30.670	1'10.986	34.678	153.566	0
3.	11'08.833	Pit 3'28.971 (4)	51.794	30.684	1'13.435	53.058	112.760	0
4.	16'15.459	5'06.626 (6)	2'31.494	33.610	1'17.885	43.637	144.950	0
5.	19'40.303	3'24.844 (3)	54.486	33.126	1'17.621	39.611	152.765	0
6.	23'04.599	3'24.296 (2)	54.354	34.019	1'17.076	38.847	144.000	0
7.	26'43.808	Pit 3'39.209 (5)	56.430	33.315	1'14.483	54.981	154.376	0



MFJ承認競技会
FUN&RUN! 2-Wheels



2024 FUN&RUN! 2-Wheels

NEO STANDARD Ninja/YZF 特別スポーツ走行 2回目

2024 / 8 / 2 :

 SUZUKA CIRCUIT
Full Course 2-Wheels(5,821m)

個別ラップ表

Weather :Fine
Track :Dry

No	94	Best Time	3'03.184	114.396 km/h
Name	長/谷川	Total Time	26'33.029	8 Laps
Team	MADDESTオレンジの会	Average Lap Time	3'19.618	
Type	Kawasaki/Ninja250	Today's Rank	12 / 19	
		Today's Top Time	2'47.630	125.011 km/h

No	94 (Driver1)	Best Time	km/h
Name	長 克三	Total Time	Laps
Team	MADDESTオレンジの会	Average Lap Time	
Type	Kawasaki/Ninja250	Today's Rank	
		Today's Top Time	km/h

No	94 (Driver2)	Best Time	km/h
Name	谷川 正人	Total Time	Laps
Team	MADDESTオレンジの会	Average Lap Time	
Type	Kawasaki/Ninja250	Today's Rank	
		Today's Top Time	km/h

Lap	Passing Time	Lap Time	Sec1	Sec2	Sec3	Sec4	km/h	Driver No
1.	3'15.702			32.600	1'10.080	34.811	161.768	0
2.	6'20.659	3'04.957 (4)	50.452	31.023	1'08.430	35.052	156.578	0
3.	9'24.164	3'03.505 (3)	49.454	30.747	1'09.115	34.189	162.066	0
4.	12'27.590	3'03.426 (2)	50.532	30.640	1'08.417	33.837	162.066	0
5.	15'57.216	3'29.626 (5)	49.165	30.241	1'08.306	1'01.914	158.843	0
	Pit							
6.	19'56.476	3'59.260 (7)	1'43.592	30.664	1'09.874	35.130	153.298	0
		B 3'03.184 (1)	49.573	30.759	1'08.810	34.042	161.471	0
7.	22'59.660	3'33.369 (6)	53.338	33.105	1'15.785	51.141	134.931	0
8.	26'33.029	Pit						



MFJ承認競技会
FUN&RUN! 2-Wheels



2024 FUN&RUN! 2-Wheels

NEO STANDARD Ninja/YZF 特別スポーツ走行 2回目

2024 / 8 / 2 :

SUZUKA CIRCUIT
Full Course 2-Wheels(5,821m)

個別ラップ表

Weather :Fine
Track :Dry

No	8	Best Time	3'26.800	101.333 km/h
Name	宮本/高田	Total Time	17'51.365	4 Laps
Team	KM II ☆VEGA SPORTS +G-try	Average Lap Time	4'40.979	
Type	YAMAHA/YZF-R25	Today's Rank	10 / 13	
		Today's Top Time	2'44.403	127.465 km/h

No	8 (Driver1)	Best Time		km/h
Name	宮本 強史	Total Time		Laps
Team	KM II ☆VEGA SPORTS +G-try	Average Lap Time		
Type	YAMAHA/YZF-R25	Today's Rank		
		Today's Top Time		km/h

No	8 (Driver2)	Best Time		km/h
Name	高田 晋煥	Total Time		Laps
Team	KM II ☆VEGA SPORTS +G-try	Average Lap Time		
Type	YAMAHA/YZF-R25	Today's Rank		
		Today's Top Time		km/h

Lap	Passing Time	Lap Time	Sec1	Sec2	Sec3	Sec4	km/h	Driver No
1.	3'48.427			31.822	1'12.552	38.266	157.986	0
2.	7'23.284	3'34.857 (2)	52.774	32.035	1'17.405	52.643	126.936	0
3.	14'24.565	7'01.281 (3)	4'38.680	32.310	1'12.541	37.750	153.298	0
4.	17'51.365	B 3'26.800 (1)	52.471	31.718	1'13.275	49.336	135.975	0



MFJ承認競技会
FUN&RUN! 2-Wheels



2024 FUN&RUN! 2-Wheels

NEO STANDARD Ninja/YZF 特別スポーツ走行 2回目

2024 / 8 / 2 :



SUZUKA CIRCUIT

個別ラップ表

Weather :Fine

Track :Dry

Full Course 2-Wheels(5,821m)

No	13	Best Time	2'51.641	122.090 km/h
Name	山住	Total Time	24'02.258	8 Laps
Team	OMRacing+はたけやま鍼灸院	Average Lap Time	2'55.996	
Type	YAMAHA/YZF-R25	Today's Rank	4 / 13	
		Today's Top Time	2'44.403	127.465 km/h

No	13 (Driver1)	Best Time		km/h
Name	山住 昇	Total Time		Laps
Team	OMRacing+はたけやま鍼灸院	Average Lap Time		
Type	YAMAHA/YZF-R25	Today's Rank		
		Today's Top Time		km/h

Lap	Passing Time	Lap Time	Sec1	Sec2	Sec3	Sec4	km/h
				29.081	1'08.907	33.728	161.471
1.	3'30.283						
2.	6'24.004	2'53.721 (4)	48.061	28.335	1'04.834	32.491	162.667
3.	9'20.387	2'56.383 (5)	46.854	30.169	1'06.242	33.118	161.768
4.	12'12.929	2'52.542 (2)	46.923	28.391	1'04.964	32.264	167.314
5.	15'10.575	2'57.646 (6)	48.055	29.260	1'07.148	33.183	165.113
6.	18'03.550	2'52.975 (3)	46.558	28.550	1'05.309	32.558	162.968
7.	20'55.191	B 2'51.641 (1)	47.131	28.312	1'04.126	32.072	163.881
8.	24'02.258 Pit	3'07.067 (7)	48.943	29.570	1'05.827	42.727	156.857



MFJ承認競技会
FUN&RUN! 2-Wheels



2024 FUN&RUN! 2-Wheels

NEO STANDARD Ninja/YZF 特別スポーツ走行 2回目

2024 / 8 / 2 :

 SUZUKA CIRCUIT
Full Course 2-Wheels(5,821m)

個別ラップ表

Weather :Fine
Track :Dry

No	19	Best Time	2'46.730	125.686 km/h
Name	松浦	Total Time	23'38.226	8 Laps
Team	ARTWORKS レーシングチーム	Average Lap Time	2'57.751	
Type	YAMAHA/YZF-R25	Today's Rank	2 / 13	
		Today's Top Time	2'44.403	127.465 km/h

No	19 (Driver1)	Best Time		km/h
Name	松浦 光利	Total Time		Laps
Team	ARTWORKS レーシングチーム	Average Lap Time		
Type	YAMAHA/YZF-R25	Today's Rank		
		Today's Top Time		km/h

Lap	Passing Time	Lap Time	Sec1	Sec2	Sec3	Sec4	km/h
				28.181	1'04.885	32.140	155.194
1.	2'53.963						
2.	5'42.619	2'48.656 (2)	45.766	27.107	1'03.710	32.073	155.469
3.	8'32.257	2'49.638 (4)	45.877	27.247	1'04.544	31.970	156.578
4.	11'28.507	2'56.250 (5)	46.370	27.443	1'05.265	37.172	156.021
		Pit					
5.	14'44.650	3'16.143 (6)	1'13.210	27.472	1'03.733	31.728	160.292
6.	17'31.380	B 2'46.730 (1)	44.799	26.812	1'03.397	31.722	157.986
7.	20'20.158	2'48.778 (3)	45.113	26.680	1'05.362	31.623	158.843
8.	23'38.226	3'18.068 (7)	51.205	31.963	1'12.456	42.444	146.890
		Pit					



MFJ承認競技会
FUN&RUN! 2-Wheels



2024 FUN&RUN! 2-Wheels

NEO STANDARD Ninja/YZF 特別スポーツ走行 2回目

2024/8/2 :

 SUZUKA CIRCUIT
Full Course 2-Wheels(5,821m)

個別ラップ表

Weather :Fine
Track :Dry

No	51	Best Time	2'57.098	118.328 km/h
Name	金内	Total Time	24'14.904	8 Laps
Team	ラウンス&鈴鹿R&D	Average Lap Time	3'00.627	
Type	YAMAHA/YZF-R25	Today's Rank	7 / 13	
		Today's Top Time	2'44.403	127.465 km/h

No	51 (Driver1)	Best Time		km/h
Name	金内 紀雄	Total Time		Laps
Team	ラウンス&鈴鹿R&D	Average Lap Time		
Type	YAMAHA/YZF-R25	Today's Rank		
		Today's Top Time		km/h

Lap	Passing Time	Lap Time	Sec1	Sec2	Sec3	Sec4	km/h
				30.593	1'12.461	34.311	162.366
1.	3'10.513			48.386	29.393	1'08.178	34.093
2.	6'10.563	3'00.050 (4)	48.490	28.985	1'06.950	35.914	165.736
3.	9'10.902	3'00.339 (5)	48.290	29.457	1'08.567	34.088	159.130
4.	12'11.304	3'00.402 (6)	48.801	28.791	1'07.547	33.859	158.270
5.	15'10.302	2'58.998 (3)	48.801	28.791	1'07.547	33.859	158.270
6.	18'08.002	2'57.700 (2)	47.962	28.804	1'06.861	34.073	161.471
7.	21'05.100	B 2'57.098 (1)	47.947	28.697	1'07.066	33.388	160.000
8.	24'14.904	3'09.804 (7)	48.904	29.374	1'07.341	44.185	159.709
		Pit					



MFJ承認競技会
FUN&RUN! 2-Wheels



2024 FUN&RUN! 2-Wheels

NEO STANDARD Ninja/YZF 特別スポーツ走行 2回目

2024 / 8 / 2 :

SUZUKA CIRCUIT
Full Course 2-Wheels(5,821m)

個別ラップ表

Weather :Fine
Track :Dry

No	62	Best Time	2'59.623	116.664 km/h
Name	原田/傍島	Total Time	26'34.269	8 Laps
Team	タートルペーサーズJoe62&シンセツRT	Average Lap Time	3'21.127	
Type	YAMAHA/YZF-R25	Today's Rank	8 / 13	
		Today's Top Time	2'44.403	127.465 km/h

No	62 (Driver1)	Best Time		km/h
Name	原田 聡	Total Time		Laps
Team	タートルペーサーズJoe62&シンセツRT	Average Lap Time		
Type	YAMAHA/YZF-R25	Today's Rank		
		Today's Top Time		km/h

No	62 (Driver2)	Best Time		km/h
Name	傍島 晃一	Total Time		Laps
Team	タートルペーサーズJoe62&シンセツRT	Average Lap Time		
Type	YAMAHA/YZF-R25	Today's Rank		
		Today's Top Time		km/h

Lap	Passing Time	Lap Time	Sec1	Sec2	Sec3	Sec4	km/h	Driver No
1.	3'06.378			30.991	1'08.472	34.631	156.021	0
2.	6'06.001	B 2'59.623 (1)	48.674	29.225	1'07.988	33.736	156.021	0
3.	9'05.750	2'59.749 (2)	48.101	29.585	1'07.537	34.526	153.566	0
4.	12'22.830	3'17.080 (5)	49.266	29.743	1'09.053	49.018	143.529	0
5.	16'53.537	4'30.707 (7)	2'14.013	30.924	1'10.403	35.367	150.669	0
6.	19'57.163	3'03.626 (3)	50.169	29.832	1'08.539	35.086	151.188	0
7.	23'01.949	3'04.786 (4)	49.450	30.812	1'08.893	35.631	154.648	0
8.	26'34.269	3'32.320 (6)	52.599	33.087	1'15.218	51.416	133.495	0



MFJ承認競技会
FUN&RUN! 2-Wheels



2024 FUN&RUN! 2-Wheels

NEO STANDARD Ninja/YZF 特別スポーツ走行 2回目

2024 / 8 / 2 :

 SUZUKA CIRCUIT
Full Course 2-Wheels(5,821m)

個別ラップ表

Weather :Fine
Track :Dry

No	64	Best Time	3'11.280	109.555 km/h
Name	平山/福山	Total Time	16'47.678	5 Laps
Team	FK Works Hiroko	Average Lap Time	3'17.255	
Type	YAMAHA/YZF-R25	Today's Rank	9 / 13	
		Today's Top Time	2'44.403	127.465 km/h

No	64 (Driver1)	Best Time	km/h
Name	平山 美奈	Total Time	Laps
Team	FK Works Hiroko	Average Lap Time	
Type	YAMAHA/YZF-R25	Today's Rank	
		Today's Top Time	km/h

No	64 (Driver2)	Best Time	km/h
Name	福山 京太	Total Time	Laps
Team	FK Works Hiroko	Average Lap Time	
Type	YAMAHA/YZF-R25	Today's Rank	
		Today's Top Time	km/h

Lap	Passing Time	Lap Time	Sec1	Sec2	Sec3	Sec4	km/h	Driver No
1.	3'38.657			33.517	1'16.018	38.447	157.702	0
2.	6'52.557	3'13.900 (3)	51.669	31.860	1'12.632	37.739	159.709	0
3.	10'03.956	3'11.399 (2)	50.644	31.159	1'12.089	37.507	156.578	0
4.	13'15.236	B 3'11.280 (1)	50.653	30.991	1'12.505	37.131	156.857	0
5.	16'47.678 Pit	3'32.442 (4)	50.155	31.055	1'12.065	59.167	133.293	0



MFJ承認競技会
FUN&RUN! 2-Wheels



2024 FUN&RUN! 2-Wheels

NEO STANDARD Ninja/YZF 特別スポーツ走行 2回目

2024 / 8 / 2 :

SUZUKA CIRCUIT
Full Course 2-Wheels(5,821m)

個別ラップ表

Weather :Fine
Track :Dry

No	68	Best Time	2'44.403	127.465 km/h
Name	栗田/前田	Total Time	25'51.237	9 Laps
Team	立秋モーターズRC甲子園ファンファクトリー	Average Lap Time	2'48.366	
Type	YAMAHA/YZF-R25	Today's Rank	1 / 13	
		Today's Top Time	2'44.403	127.465 km/h

No	68 (Driver1)	Best Time		km/h
Name	栗田 学	Total Time		Laps
Team	立秋モーターズRC甲子園ファンファクトリー	Average Lap Time		
Type	YAMAHA/YZF-R25	Today's Rank		
		Today's Top Time		km/h

No	68 (Driver2)	Best Time		km/h
Name	前田 誠司	Total Time		Laps
Team	立秋モーターズRC甲子園ファンファクトリー	Average Lap Time		
Type	YAMAHA/YZF-R25	Today's Rank		
		Today's Top Time		km/h

Lap	Passing Time	Lap Time	Sec1	Sec2	Sec3	Sec4	km/h	Driver No
1.	3'24.302			28.670	1'05.711	31.713	159.130	0
2.	6'11.670	2'47.368 (7)	45.611	27.130	1'03.244	31.383	165.424	0
3.	8'57.498	2'45.828 (5)	45.524	26.669	1'02.907	30.728	163.271	0
4.	11'43.540	2'46.042 (6)	44.697	27.710	1'02.993	30.642	163.271	0
5.	14'28.300	2'44.760 (2)	44.733	26.581	1'02.720	30.726	160.879	0
6.	17'12.703	B 2'44.403 (1)	44.813	26.487	1'02.646	30.457	163.881	0
7.	19'58.063	2'45.360 (4)	44.637	26.836	1'02.453	31.434	162.968	0
8.	22'42.868	2'44.805 (3)	44.506	26.402	1'02.969	30.928	159.709	0
9.	25'51.237 Pit	3'08.369 (8)	46.615	28.263	1'07.228	46.263	148.629	0



MFJ承認競技会
FUN&RUN! 2-Wheels



2024 FUN&RUN! 2-Wheels

NEO STANDARD Ninja/YZF 特別スポーツ走行 2回目

2024 / 8 / 2 :



SUZUKA CIRCUIT

個別ラップ表

Weather :Fine

Full Course 2-Wheels(5,821m)

Track :Dry

No	73	Best Time	2'49.203	123.849 km/h
Name	杉島	Total Time	20'17.930	7 Laps
Team	ワルキューレ&OSデザイン&かつらぎ運輸	Average Lap Time	2'53.858	
Type	YAMAHA/YZF-R25	Today's Rank	3 / 13	
		Today's Top Time	2'44.403	127.465 km/h

No	73 (Driver1)	Best Time		km/h
Name	杉島 潤	Total Time		Laps
Team	ワルキューレ&OSデザイン&かつらぎ運輸	Average Lap Time		
Type	YAMAHA/YZF-R25	Today's Rank		
		Today's Top Time		km/h

Lap	Passing Time	Lap Time	Sec1	Sec2	Sec3	Sec4	km/h
				28.209	1'05.174	32.206	160.879
1.	2'54.780						
2.	5'45.831	2'51.051 (4)	46.297	27.841	1'04.793	32.120	158.556
3.	8'36.428	2'50.597 (2)	46.454	27.599	1'04.605	31.939	159.130
4.	11'27.387	2'50.959 (3)	46.400	27.750	1'04.361	32.448	158.556
5.	14'22.023	2'54.636 (5)	47.419	27.690	1'04.784	34.743	157.419
6.	17'11.226	B 2'49.203 (1)	45.970	27.222	1'04.000	32.011	162.667
7.	20'17.930 Pit	3'06.704 (6)	45.745	28.753	1'04.850	47.356	151.188



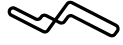
MFJ承認競技会
FUN&RUN! 2-Wheels



2024 FUN&RUN! 2-Wheels

NEO STANDARD Ninja/YZF 特別スポーツ走行 2回目

2024 / 8 / 2 :



SUZUKA CIRCUIT

個別ラップ表

Weather :Fine

Full Course 2-Wheels(5,821m)

Track :Dry

No	88	Best Time	2'55.602	119.336 km/h
Name	加藤	Total Time	15'25.016	5 Laps
Team	Team Low Key Wise青空ガレーヂ	Average Lap Time	3'00.715	
Type	YAMAHA/YZF-R25	Today's Rank	6 / 13	
		Today's Top Time	2'44.403	127.465 km/h

No	88 (Driver1)	Best Time		km/h
Name	加藤 貴洋	Total Time		Laps
Team	Team Low Key Wise青空ガレーヂ	Average Lap Time		
Type	YAMAHA/YZF-R25	Today's Rank		
		Today's Top Time		km/h

Lap	Passing Time	Lap Time	Sec1	Sec2	Sec3	Sec4	km/h
				30.013	1'09.179	34.469	154.648
1.	3'22.154						
2.	6'18.859	2'56.705 (2)	48.024	28.454	1'06.803	33.424	158.270
3.	9'14.461	B 2'55.602 (1)	47.314	28.440	1'06.304	33.544	159.709
4.	12'12.252	2'57.791 (3)	47.174	27.931	1'08.296	34.390	162.667
5.	15'25.016 Pit	3'12.764 (4)	48.367	29.053	1'10.700	44.644	150.928



MFJ承認競技会
FUN&RUN! 2-Wheels



2024 FUN&RUN! 2-Wheels

NEO STANDARD Ninja/YZF 特別スポーツ走行 2回目

2024 / 8 / 2 :



SUZUKA CIRCUIT

個別ラップ表

Weather :Fine

Track :Dry

Full Course 2-Wheels(5,821m)

No	99	Best Time	2'55.459	119.433 km/h
Name	時光/大谷	Total Time	23'59.691	8 Laps
Team	icu racing team	Average Lap Time	2'57.866	
Type	YAMAHA/YZF-R25	Today's Rank	5 / 13	
		Today's Top Time	2'44.403	127.465 km/h

No	99 (Driver1)	Best Time	km/h
Name	時光 諒	Total Time	Laps
Team	icu racing team	Average Lap Time	
Type	YAMAHA/YZF-R25	Today's Rank	
		Today's Top Time	km/h

No	99 (Driver2)	Best Time	km/h
Name	大谷 周平	Total Time	Laps
Team	icu racing team	Average Lap Time	
Type	YAMAHA/YZF-R25	Today's Rank	
		Today's Top Time	km/h

Lap	Passing Time	Lap Time	Sec1	Sec2	Sec3	Sec4	km/h	Driver No
1.	3'14.626			31.567	1'09.211	34.021	158.843	0
2.	6'12.827	2'58.201 (5)	48.807	29.353	1'06.811	33.230	162.066	0
3.	9'08.552	2'55.725 (3)	47.651	28.518	1'05.891	33.665	164.187	0
4.	12'04.691	2'56.139 (4)	47.817	28.630	1'06.421	33.271	157.419	0
5.	15'00.150	B 2'55.459 (1)	47.652	28.505	1'06.286	33.016	157.986	0
6.	17'55.715	2'55.565 (2)	47.698	28.468	1'06.068	33.331	158.556	0
7.	20'54.112	2'58.397 (6)	47.525	28.427	1'08.958	33.487	157.138	0
8.	23'59.691 Pit	3'05.579 (7)	48.880	28.817	1'06.956	40.926	152.765	0