

2025 FIM ASIA ROAD RACING CHAMPIONSHIP

DUNLOP INFORMATION KIT

FOR ASB1000, SS600, AP250 & UB150 TEAMS



INTRODUCTION

The following document is designed to provide teams competing in the 2025 FIM Asia Road Racing Championship, a basic introduction to the services that Dunlop will offer.

To save costs for teams and riders, Dunlop will supply “Sporting Service” which includes, Shipping, Fitting Service & Technical Service and Tyre Performance.

It is important to note that Dunlop staff will answer to the best of our ability any questions you might have regarding all aspects of our service. We look forward to receiving any correspondence from members of your team.

Dunlop looks forward to offer professional and competent service and wishes you all the best in this 2025 FIM Asia Road Racing Championship season.

DUNLOP ARRC Team

- 1. Friendly View Information** A data of Front and Rear tyre information, including measurements, cold and hot pressures. Also tyre warmer recommendation settings.
- 2. Tyre Warmer Advice** How to achieve full tyre performance.
- 3. Tyre Fitting Service Schedule** An example of a race tyre service schedule.
- 4. Tyre Allocation** An example of a race tyre allocation.
- 5. Tyre Request Docket** A simple explanation on how to fill in a tyre request docket for wheel men.
- 6. Tyre Fitting Service** A simple explanation on How to use DUNLOP tyre fitting service for all team.
- 7. Others**

1. Friendly View Information



	Size	Pattern	Width (mm)	Dia (mm)	Cold Pressure		Running Pressure		Warmers Recommended (Normally 80°C)
					(kPa)	(psi)	(kPa)	(psi)	
SLICK	120/70R17	KR149	120	606	180-210	26-30	200-250	29-36	Minimum 60 min Maximum 90 min
		S-SLK	117	609					
	200/60R17	S-SLK	195	670	100-120	15-17	140-160	20-23	
					Full Wet		Damp Track		
RAIN	120/70R17	KR189	120	600	200	29	190	28	60 min @ 40°C or 30 min @ 80°C
	190/60R17	KR405	186	651	140	20	110	16	

DUNLOP SLICK TYRES



Multi Lap Qualify

Soft

Medium

Hard

1. Friendly View Information



	Size	Pattern	Width (mm)	Dia (mm)	Cold Pressure		Running Pressure		Warmers Recommended (Normally 80°C)
					(kPa)	(psi)	(kPa)	(psi)	
SLICK	120/70R17	KR149	120	606	180-210	26-30	200-250	29-36	Minimum 60 min Maximum 90 min
	180/60R17	S-SLK	187	656	110-130	16-19	150-170	22-25	
					Full Wet		Damp Track		
RAIN	120/70R17	KR189	120	600	200	29	190	28	60 min @ 40°C or 30 min @ 80°C
	190/60R17	KR405	186	651	140	20	110	16	

DUNLOP SLICK TYRES



Green Decal

Multi Lap Qualify



No Decal

Medium

1. Friendly View Information



	Size	Pattern	Width (mm)	Dia (mm)	Cold Pressure		Running Pressure		Warmers Recommended (Normally 80°C)
					(kPa)	(psi)	(kPa)	(psi)	
SLICK	110/70R17	S-SLK	112	593	170-190	25-28	190-220	28-32	Minimum 60 min Maximum 90 min
	140/70R17	S-SLK	143	629	170-190	25-28	190-220	28-32	
					Full Wet		Damp Track		
RAIN	110/70R17	KR189	110	588	200	29	190	28	60 min @ 40°C or 30 min @ 80°C
	140/65R17	KR389	140	620	200	29	180	26	



	Size	Pattern	Width (mm)	Dia (mm)	Cold Pressure		Running Pressure		Warmers Recommended (Normally 80°C)
					(kPa)	(psi)	(kPa)	(psi)	
SLICK	90/80R17	S-SLK	88	578	160-180	23-26	180-200	26-29	Minimum 60 min Maximum 90 min
	115/70R17	S-SLK	113	601	160-180	23-26	180-200	26-29	
					Full Wet		Damp Track		
RAIN	95/70R17	KR189	88	576	200	29	190	28	60 min @ 40°C or 30 min @ 80°C
	115/70R17	KR389	116	600	200	29	180	26	

2. Tyre Warmer Advice



It's advised that teams & riders use good quality tyre warmers / blankets for a minimum of 60 minutes at 80°C before exiting the Pitlane. (this is very important to get the compounds up to a working area)

It is advised to set “Tyre Warmer Pressure” after the tyre warmers have been on for at least 60 minutes. The reason for this is to reduce any chance of errors and are generally are more reliable & consistent.



The pressures suggested in the file are only a guideline and not fixed!!

Adjusting pressures according to rider feedback are the best way to ensure optimal performance.

Please seek advise from the Dunlop Engineers to find the best practice.

DUNLOP uses a dry air system. It is not recommended that teams change the air inside tyres in their own pits.

Moisture in the air will be mixed in and it will not be possible to set the correct tyre pressure.

kPa	psi
100	14.5
110	16.0
120	17.4
130	18.9
140	20.3
150	21.8
160	23.2
170	24.7
180	26.1
190	27.6
200	29.0
210	30.5
220	31.9
230	33.4
240	34.8
250	36.3
260	37.7
270	39.2

psi	kPa
14.5	100
16	110
17.5	121
19	131
20.5	141
22	152
23.5	162
25	172
26.5	183
28	193
29.5	203
31	214
32.5	224
34	234
35.5	245
37	255
38.5	265
40	276

2. Tyre Warmer Advice



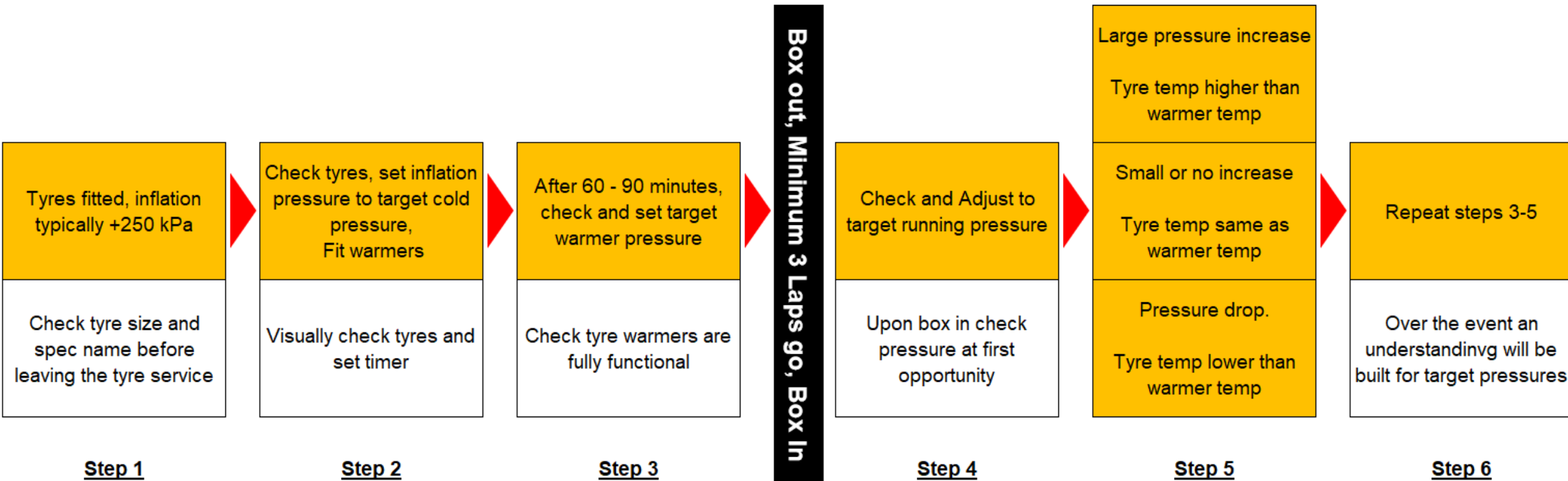
“Tyre Warmer Pressure” is a guide to achieve desired running pressure.

“Running Pressure” is the pressure while the motorcycle is on track.

“Running Pressure” should be measured immediately after entering the garage / pit area.

Stable equilibrium “Running Pressure” are reached after approximately 3-4 laps running.

Pressure gauges should be regularly checked for correct calibration.



Step 4 / 5 : Adjust the warmer pressure to match your targeted running pressure.

3. Tyre Fitting Service Schedule

DUNLOP Tyre Fitting Service Schedule 2024 ARRC Rd1 Buriram



	2024/2/28	8	9	10	11	12	13	14	15	16	17	18		
Thu 14 Mar			To each teams: Please keep the New WET tyres that fitted at the official test.											
			To UB150 Teams: Please pick up all allocated tyres (DRY) at Dunlop Tyre Service.											
			Fitting Service for AP250		Fitting Service for SS600			Fitting Service for UB150		Fitting Service for ASB1000				
Fri 15 Mar		UB150 FP1 30min	AP250 FP1 30min	SS600 FP1 30min	ASB1000 FP1 40min	TVS FP1 20min	AP250 FP2 30min	SS600 FP2 30min	ASB1000 FP2 40min	UB150 FP2 30min	TVS FP2 20min	AP250 FP3 30min	SS600 FP3 30min	ASB1000 FP3 40min
		Fitting Service for All Class		Fitting Service for All Class			Fitting Service for All Class			Fitting Service for UB150&AP250				
Sat 16 Mar		UB150 QF1	UB150 QF2	TVS QF A	TVS QF B	AP250 QF 30min	SS600 QF 30min	UB 150 SP 20min	ASB1000 QF 40min	TVS Race1 8Lap	UB150 Race1 8Lap	AP250 Race1 10Lap	SS600 Race1 12Lap	ASB1000 Race1 13Lap
		Fitting Service for SS600&ASB1000			Fitting Service for All Class				Fitting Service for All Class			Fitting Service for All Class		
Sun 17 Mar			TVS WUP	UB150 WUP	AP250 WUP	SS600 WUP	ASB1000 WUP		TVS Race2 8Lap	UB150 Race2 8Lap	AP250 Race2 10Lap	SS600 Race2 12Lap	ASB1000 Race2 13Lap	
		To each teams: Please take off all tyres during the morning except Race2 & BUP & WET after WUP.						All Class All tyers take off! Except Travel tyre (New wet tyre)						
			Fitting Service for All Class											

Teams should use the tyre service according to the schedule.

4. Tyre Allocation



DRY: Maximum use 8 SET+ 1 QF Rear

WET: Maximum use 4 SET



size	pattern	cpd	allocation		size	pattern	cpd	allocation	
DRY FRONTS					DRY REARS				
120/70R17	KR149	H3	1	1	200/60R17	S-SLK	SOFT	1	1
		(Medium)	1	1			(Soft)	1	1
			1					1	
120/70R17	S-SLK	XR26	1	1			MED	1	1
Prototype		(Hard)	1	1			(Medium)	1	1
			1					1	
							QF	1	
WET FRONTS					WET REARS				
120/70R17	KR189	WA	1	1	190/60R17	KR405	WA	1	1
			1	1				1	1

1. Basically Dunlop will prepare 4~5 pcs of each compound about front and rear tyres for each rider.
2. However, First time circuit and High severity course there is a possibility of change of Tyer Allocation.
3. **The maximum use of dry tyres for each rider is 8 set + 1 QF Rear, a total of 17 pcs.**
4. **The maximum use of wet tyres for each rider is 4 set, a total of 8 pcs.**
5. Teams are free to use the tyre allocated but must adhere to the following, keeping in mind the maximum usage of quantity of each compound.

FP1	FP2	FP3	QP	W/UP	Race1	Race2
Free	Free	Free	<p>Only Allowed to use maximum 2 sets. (1 set on bike and 1 set extra) (It is regardless of the used tyre or the new tyre)</p> <p>The QF Rear tyre can only be used during qualifying session.</p>	Free	Free	Free

4. Tyre Allocation



DRY: Maximum use 6 SET+ 1 QF Rear
WET: Maximum use 3 SET

size	pattern	cpd	allocation		size	pattern	cpd	allocation	
DRY FRONTS					DRY REARS				
120/70R17	KR149	H3	1	1	180/60R17	S-SLK	MED	1	1
		(Medium)	1	1			(Medium)	1	1
			1	1				1	1
							QF	1	
WET FRONTS					WET REARS				
120/70R17	KR189	WA	1	1	190/60R17	KR405	WA	1	1
			1					1	

1. Basically Dunlop will prepare 6 pcs of Medium compound about front and rear tyres for each rider.
2. However, First time circuit and High severity course there is a possibility of change of Tyer Allocation.
3. **The maximum use of dry tyres for each rider is 6 set + 1 QF Rear, a total of 13 pcs.**
4. **The maximum use of wet tyres for each rider is 3 set, a total of 6 pcs.**
5. Teams are free to use the tyre allocated but must adhere to the following, keeping in mind the maximum usage of quantity of each compound.

FP1	FP2	FP3	QP	W/UP	Race1	Race2
Free	Free	Free	<p>Only Allowed to use maximum 2 sets. (1 set on bike and 1 set extra) (It is regardless of the used tyre or the new tyre)</p> <p>The QF Rear tyre can only be used during qualifying session.</p>	Free	Free	Free

4. Tyre Allocation



DRY: Maximum use 5 SET

WET: Maximum use 2 SET

size	pattern	cpd	allocation		size	pattern	cpd	allocation			
DRY FRONTS					DRY REARS						
110/70R17	S-SLK	MED	1	1	140/70R17	S-SLK	MED	1	1		
		(Medium)	1	1					(Medium)	1	1
			1							1	
WET FRONTS					WET REARS						
110/70R17	KR189	WA	1	1	140/65R17	KR389	WA	1	1		



DRY: Maximum use 2 Front & 3 Rear

WET: Maximum use 1 Front & 2 Rear

size	pattern	cpd	allocation		size	pattern	cpd	allocation	
DRY FRONTS					DRY REARS				
90/80R17	S-SLK	MED	1	1	115/70R17	S-SLK	HARD	1	1
									1
WET FRONTS					WET REARS				
95/70R17	KR189	WC	1		115/70R17	KR389	WC	1	1

To UB150 Teams:

Please pick up all allocated tyres (DRY) at Dunlop Tyre Service according to “Tyre service schedule”.

Teams are free to use the tyre allocated.

5. Tyre Request Docket



7. Please cut the second sheet of paper.

1. Add event name, circuit here.

3. Add bike number, Rider name here.

2. Add today's date here.

Tyre Request Docket							
Event / Circuit: <u>ARRC Rd1 / Buriram</u>					Docket No: _____		
Rider: (number & name) <u># 111 Mr. Dunlop</u>					Date: <u>03/24/2022</u>		
Front Dry				Rear Dry			
Issues	size & pattern	compound	Returns	Issues	size & pattern	compound	Returns
2	120/70R17 KR151	H2		2	200/60R17 S-SLK	MED	
1	120/70R17 KR151	HARD		1	200/60R17 S-SLK	QF	
					200/60R17 S-SLK	SOFT	1
Front Wet				Rear Wet			
Issues	size & pattern	compound	Returns	Issues	size & pattern	compound	Returns
1	120/70R17 KR189	WA		1	190/60R17 KR405	WA	
				Sign name: _____			

4. Quantity of new tyres needed here.

5. To return new tyres add quantity here.

6. Sign your name here.

ALL TYRES NEW OR USED MUST BE RETURNED AFTER RACE, EXCEPT TRAVEL & WET TYRES


6. Tyre Fitting Service



How to use DUNLOP Tyre Fitting Service ? (Information that Team Manager & Wheel men should know.)

1. Preparation. (Tyre Allocation Sheets and Tyre Fitting Service Schedules are available at the TWMR office.)

- a. Please fill in the rider number to each wheels.
- b. Regarding the front wheel, if the brake disc is still fitted, it is difficult to reach the valve part and the valve core is difficult to install and remove. Please change to an "L" shaped valve or remove the left side brake disc and bring it to a tyre service.



- c. All wheels **MUST** be cleaned before proceeding for tyre service.

DUNLOP will be declined if wheel is dirty.

- d. Please remove all unnecessary parts / accessories.(Sprocket, Hub dampers etc..)
- e. Fill out the tyre request docket completely (ASB1000,SS600,AP250).

6. Tyre Fitting Service



2. Reception.

- a. Please refer to **“DUNLOP TYRE FITTING SERVICE SCHEDULE”**.
- b. Please pass the “Tyre Request Docket” and wheels to tyre service reception.
- c. Tyre Fitting Service may take more time than expected.

We suggest that teams continue to work back to your pitbox and return later to collect.

Therefore, early planning can be done based on the tyre schedule.


3. Receipt of the finished products.

Wheel man **MUST** check and ensure that during collection of wheels fitted with all wheels / tyres rightfully belong to the team before leaving DUNLOP tyre fitting service compound.

4. Important matter.

- a. “Sporting Service” will require that all tyres, **both Used and Unused, MUST be returned** to Dunlop at the end of each race weekend. (except travel tyres or 1 SET of New WET tyres)
- b. About Misuse of tyre warmers, Any team found to be overheating their tyres in warmers for prolonged periods of time will not be permitted to return these tyres at the end of the event and will therefore be charged!
- c. All teams **MUST** prepare 1 set of WET tyres and carry them around for the championship.
- d. All teams **MUST** use tyre racks and bring wheels to tyre service.

6. Tyre Service



Please be sure to display bike number on the tyre rack.

Please get in line.




Please do not use this type.

There is no space for our work.

7. Others



For teams that do not have access to tyre racks, DUNLOP introduces products.



For more information, please contact to DUNLOP.

DUNLOP Sporting Service Team

EVENT MANAGER



KENTARO KOBAYASHI

TRACK SUPPORT ENGINEER



SALIM AKHTAR KHAN

STOCK CONTROLLER



**TAKAYUKI
MATSUZAKI**



**DARREN
PAUL RAMSELL**



**GRAHAM
PAUL READ**



**DANIEL
ZVOLSKY**



**LEE
WEI HONG**

SENIOR FITTER