



11.9 Sat. 10 Sun.

2024全日本スーパーフォーミュラ・ライツ 第16戦・第17戦・第18戦

SUPER FORMULA LIGHTS 専有走行 (金)2回目

2024 / 11 / 8



SUZUKA CIRCUIT

個別ラップ表

Weather :Fine

Track :Dry

Full Course 4-Wheels(5,807m)

No	1	Best Time	1'52.968	185.054 km/h
Name	ケイレン・フレデリック/Kaylen Frederick	Total Time	1:33'48.477	30 Laps
Team	Pilot ONE Racing with B-MAX	Average Lap Time	3'09.166	
Type	Dallara 320	Today's Rank	7 / 8	
		Today's Top Time	1'51.982	186.684 km/h

Lap	Passing Time	Lap Time	Sec1	Sec2	Sec3	Sec4	km/h
				22.299	47.617	23.494	213.723
1.	2'22.656						
2.	4'29.710	2'07.054 (17)	33.632	19.747	45.087	28.588	225.810
3.	6'28.015	1'58.305 (10)	33.354	19.654	43.622	21.675	229.948
4.	8'21.583	1'53.568 (5)	30.788	18.404	42.652	21.724	230.551
5.	10'22.731	2'01.148 (14)	30.948	18.679	42.935	28.586	229.347
		Pit					
6.	16'56.435	6'33.704 (25)	5'04.079	19.974	45.106	24.545	200.548
7.	18'50.556	1'54.121 (8)	30.804	18.586	42.807	21.924	229.347
8.	20'44.646	1'54.090 (7)	31.013	18.576	42.730	21.771	230.551
9.	22'55.070	2'10.424 (22)	38.463	21.484	42.990	27.487	231.158
		Pit					
10.	29'29.322	6'34.252 (26)	5'03.842	20.773	45.721	23.916	212.688
11.	31'30.087	2'00.765 (13)	33.138	19.900	44.572	23.155	225.231
12.	33'23.055	B 1'52.968 (1)	30.556	18.407	42.465	21.540	232.381
13.	35'33.088	2'10.033 (21)	35.066	21.638	46.003	27.326	226.392
		Pit					
14.	42'15.236	6'42.148 (27)	5'12.572	20.701	45.508	23.367	201.931
15.	44'09.036	1'53.800 (6)	30.989	18.378	42.708	21.725	229.347
16.	46'15.305	2'06.269 (16)	36.003	21.422	43.087	25.757	226.977
		Pit					
17.	52'21.705	6'06.400 (24)	4'36.213	20.207	45.657	24.323	200.548
18.	54'17.135	1'55.430 (9)	31.187	18.564	43.791	21.888	229.948
19.	56'26.076	2'08.941 (19)	37.521	21.068	43.067	27.285	231.158
		Pit					
20.	1:03'29.421	7'03.345 (28)	5'31.624	20.852	46.615	24.254	201.931
21.	1:05'30.127	2'00.706 (12)	33.224	19.670	45.079	22.733	197.838
22.	1:07'23.302	1'53.175 (3)	30.811	18.287	42.544	21.533	229.347
23.	1:09'25.093	2'01.791 (15)	33.395	19.686	42.694	26.016	230.551
		Pit					
24.	1:15'17.066	5'51.973 (23)	4'23.042	20.338	45.097	23.496	214.244
25.	1:17'16.178	1'59.112 (11)	31.226	18.551	42.857	26.478	230.551
		Pit					
26.	1:25'45.375	8'29.197 (29)	6'57.231	20.721	47.837	23.408	211.154
27.	1:27'52.727	2'07.352 (18)	32.928	19.992	45.658	28.774	207.660
28.	1:29'45.705	1'52.978 (2)	30.701	18.388	42.268	21.621	231.768



23rd



11.9 Sat. 10 Sun.

2024全日本スーパーフォーミュラ・ライツ 第16戦・第17戦・第18戦

SUPER FORMULA LIGHTS 専有走行 (金)2回目

2024 / 11 / 8 :



SUZUKA CIRCUIT

個別ラップ表

Weather :Fine

Track :Dry

Full Course 4-Wheels(5,807m)

Lap	Passing Time	Lap Time	Sec1	Sec2	Sec3	Sec4	km/h
29.	1:31'39.210	1'53.505 (4)	30.810	18.562	42.611	21.522	230.551
30.	1:33'48.477 Pit	2'09.267 (20)	35.643	21.544	42.812	29.268	231.158



23rd




11.9 Sat. 10 Sun.

2024全日本スーパーフォーミュラ・ライツ 第16戦・第17戦・第18戦

SUPER FORMULA LIGHTS 専有走行 (金)2回目

2024 / 11 / 8 :



SUZUKA CIRCUIT

個別ラップ表

Weather :Fine
Track :Dry

Full Course 4-Wheels(5,807m)

No	2	Best Time	1'51.982	186.684 km/h
Name	荒尾 創大/Souta Arao	Total Time	1:33'45.719	30 Laps
Team	HFDP WITH TODA RACING	Average Lap Time	3'08.619	
Type	Dallara 320	Today's Rank	1 / 8	
		Today's Top Time	1'51.982	186.684 km/h

Lap	Passing Time	Lap Time	Sec1	Sec2	Sec3	Sec4	km/h
				20.548	44.446	24.985	222.380
1.	2'35.744						
2.	4'36.684	2'00.940 (17)	32.789	19.154	42.895	26.102	226.977
3.	6'29.644	1'52.960 (5)	30.944	18.459	42.209	21.348	235.496
4.	8'22.635	1'52.991 (6)	30.748	18.429	42.216	21.598	236.129
5.	10'35.556	2'12.921 (22)	37.359	22.230	46.967	26.365	231.768
		Pit					
6.	17'34.339	6'58.783 (25)	5'28.723	20.354	45.929	23.777	165.736
7.	19'29.837	1'55.498 (10)	31.213	18.952	43.442	21.891	228.156
8.	21'26.976	1'57.139 (11)	31.095	18.626	42.381	25.037	232.997
		Pit					
9.	29'56.564	8'29.588 (28)	6'57.086	20.773	44.857	26.872	225.231
10.	31'56.709	2'00.145 (16)	32.603	19.203	43.490	24.849	228.750
11.	33'56.182	1'59.473 (15)	33.850	20.005	43.292	22.326	231.158
12.	35'49.643	1'53.461 (9)	31.141	18.511	42.370	21.439	232.997
13.	37'42.981	1'53.338 (8)	31.030	18.408	42.459	21.441	232.997
14.	39'54.247	2'11.266 (21)	37.690	20.805	44.007	28.764	231.768
		Pit					
15.	48'08.773	8'14.526 (27)	6'43.710	20.783	44.654	25.379	221.259
16.	50'09.821	2'01.048 (18)	32.675	19.007	43.390	25.976	226.977
17.	52'02.420	1'52.599 (4)	30.794	18.291	42.121	21.393	232.997
18.	53'54.991	1'52.571 (3)	30.846	18.327	42.042	21.356	233.617
19.	55'48.121	1'53.130 (7)	30.883	18.425	42.431	21.391	233.617
20.	57'50.751	2'02.630 (19)	33.378	19.755	43.768	25.729	233.617
		Pit					
21.	1:09'42.593	11'51.842 (29)	10'23.693	19.811	43.455	24.883	226.392
22.	1:11'39.875	1'57.282 (12)	31.915	19.769	43.518	22.080	231.158
23.	1:13'37.346	1'57.471 (13)	31.145	18.547	42.604	25.175	233.617
		Pit					
24.	1:16'21.779	2'44.433 (24)	1'12.109	19.827	44.437	28.060	231.158
		Pit					
25.	1:23'44.745	7'22.966 (26)	5'52.764	20.781	44.391	25.030	225.231
26.	1:25'43.000	1'58.255 (14)	32.675	19.260	43.650	22.670	228.750
27.	1:27'47.437	2'04.437 (20)	32.889	19.802	46.702	25.044	193.907
28.	1:29'39.419	B 1'51.982 (1)	30.632	18.222	41.848	21.280	234.866



23rd



11.9 Sat. 10 Sun.

2024全日本スーパーフォーミュラ・ライツ 第16戦・第17戦・第18戦

SUPER FORMULA LIGHTS 専有走行 (金)2回目

2024 / 11 / 8 :



SUZUKA CIRCUIT

個別ラップ表

Weather :Fine

Track :Dry

Full Course 4-Wheels(5,807m)

Lap	Passing Time	Lap Time	Sec1	Sec2	Sec3	Sec4	km/h
29.	1:31'31.717	1'52.298 (2)	30.614	18.292	42.037	21.355	234.240
30.	1:33'45.719 Pit	2'14.002 (23)	37.455	21.360	45.629	29.558	224.655



23rd



11.9 Sat. 10 Sun.

2024全日本スーパーフォーミュラ・ライツ 第16戦・第17戦・第18戦

SUPER FORMULA LIGHTS 専有走行 (金)2回目

2024 / 11 / 8 :

SUZUKA CIRCUIT
Full Course 4-Wheels(5,807m)

個別ラップ表

Weather :Fine
Track :Dry

No	5	Best Time	1'55.542	180.932 km/h
Name	入山 翔/Tsubasa Iriyama	Total Time	1:28'55.060	26 Laps
Team	IRISアルビレックス-RT	Average Lap Time	3'26.049	
Type	Dallara 320	Today's Rank	8 / 8	
		Today's Top Time	1'51.982	186.684 km/h

Lap	Passing Time	Lap Time	Sec1	Sec2	Sec3	Sec4	km/h
				22.367	46.288	31.510	225.231
1.	3'03.827	Pit					
		2'33.399 (22)	1'06.239	20.349	44.480	22.331	225.810
2.	5'37.226						
		1'57.884 (10)	32.283	19.513	43.869	22.219	226.977
3.	7'35.110						
		1'57.254 (8)	31.843	19.428	43.806	22.177	226.392
4.	9'32.364						
		1'57.949 (11)	32.036	19.476	43.892	22.545	224.655
5.	11'30.313						
		1'58.119 (12)	32.098	19.530	43.928	22.563	225.231
6.	13'28.432						
		1'58.443 (14)	32.234	19.547	43.854	22.808	225.231
7.	15'26.875						
		2'07.035 (21)	32.636	19.851	44.020	30.528	226.392
8.	17'33.910	Pit					
		27'42.429 (25)	26'08.828	22.701	47.043	23.857	220.150
9.	45'16.339						
		2'01.334 (17)	33.627	20.443	44.520	22.744	221.259
10.	47'17.673						
		1'55.610 (2)	31.528	18.950	42.996	22.136	229.347
11.	49'13.283						
		B 1'55.542 (1)	31.395	18.890	43.099	22.158	225.810
12.	51'08.825						
		1'55.748 (3)	31.527	18.913	43.100	22.208	226.392
13.	53'04.573						
		2'02.611 (18)	31.526	19.444	43.493	28.148	229.347
14.	55'07.184	Pit					
		7'29.014 (24)	6'00.782	20.383	44.308	23.541	224.655
15.	1:02'36.198						
		1'58.448 (15)	32.576	19.571	43.636	22.665	226.392
16.	1:04'34.646						
		1'56.041 (4)	31.580	19.014	43.363	22.084	227.565
17.	1:06'30.687						
		1'56.320 (5)	31.787	19.174	43.349	22.010	226.392
18.	1:08'27.007						
		1'56.378 (6)	31.809	19.049	43.346	22.174	227.565
19.	1:10'23.385						
		2'06.154 (20)	31.938	20.420	44.452	29.344	226.392
20.	1:12'29.539	Pit					
		6'29.497 (23)	5'02.127	20.299	44.271	22.800	226.977
21.	1:18'59.036						
		1'57.373 (9)	31.918	19.419	43.701	22.335	226.977
22.	1:20'56.409						
		1'59.348 (16)	32.056	21.385	43.722	22.185	226.392
23.	1:22'55.757						
		1'58.429 (13)	32.482	19.819	43.757	22.371	225.231
24.	1:24'54.186						
		1'56.790 (7)	31.888	19.289	43.335	22.278	225.810
25.	1:26'50.976						
		2'04.084 (19)	32.497	20.232	43.614	27.741	226.392
26.	1:28'55.060	Pit					



23rd



11.9 Sat. 10 Sun.

2024全日本スーパーフォーミュラ・ライツ 第16戦・第17戦・第18戦

SUPER FORMULA LIGHTS 専有走行 (金)2回目

2024 / 11 / 8 :

SUZUKA CIRCUIT Full Course 4-Wheels(5,807m)

個別ラップ表

Weather :Fine Track :Dry

No	35	Best Time	1'52.569	185.710 km/h
Name	中村 仁/Jin Nakamura	Total Time	1:32'08.713	32 Laps
Team	モビリティ中京 TOM'S 320 TGR-DC	Average Lap Time	2'53.802	
Type	Dallara 320	Today's Rank	5 / 8	
		Today's Top Time	1'51.982	186.684 km/h

Lap	Passing Time	Lap Time	Sec1	Sec2	Sec3	Sec4	km/h
1.	2'20.835			20.144	44.752	22.484	222.380
2.	4'20.470	1'59.635 (13)	31.796	18.934	44.629	24.276	212.174
3.	6'25.718	Pit 2'05.248 (22)	36.792	20.312	43.555	24.589	231.158
4.	11'54.321	5'28.603 (27)	4'04.313	19.046	43.318	21.926	227.565
5.	13'53.981	Pit 1'59.660 (14)	31.423	19.020	43.115	26.102	228.156
6.	18'37.758	4'43.777 (25)	3'13.457	20.641	46.291	23.388	192.632
7.	20'42.146	2'04.388 (21)	32.573	22.844	46.345	22.626	218.507
8.	22'36.664	1'54.518 (4)	31.378	18.664	42.868	21.608	229.948
9.	24'31.493	1'54.829 (6)	31.426	18.808	42.905	21.690	231.768
10.	26'25.898	1'54.405 (3)	31.167	18.637	42.981	21.620	230.551
11.	28'24.004	Pit 1'58.106 (10)	31.161	18.635	42.985	25.325	232.381
12.	34'13.294	5'49.290 (28)	4'25.201	19.077	43.179	21.833	229.948
13.	36'07.927	1'54.633 (5)	31.499	18.743	42.799	21.592	229.948
14.	38'09.690	Pit 2'01.763 (17)	31.306	18.755	44.907	26.795	228.156
15.	44'43.481	6'33.791 (29)	5'09.643	19.135	43.150	21.863	229.347
16.	46'39.094	1'55.613 (8)	31.952	18.937	42.995	21.729	229.948
17.	48'37.782	Pit 1'58.688 (11)	31.434	18.825	42.788	25.641	229.347
18.	55'27.987	6'50.205 (30)	5'10.623	27.277	47.895	24.410	193.480
19.	57'31.297	2'03.310 (20)	34.441	20.256	45.338	23.275	203.333
20.	59'38.631	2'07.334 (23)	33.065	19.560	43.942	30.767	163.575
21.	1:01'41.677	2'03.046 (19)	31.326	18.688	42.592	30.440	232.381
22.	1:03'37.083	1'55.406 (7)	31.898	18.788	42.609	22.111	234.240
23.	1:05'31.248	1'54.165 (2)	31.294	18.704	42.583	21.584	232.997
24.	1:07'33.314	Pit 2'02.066 (18)	31.654	19.488	43.456	27.468	231.768
25.	1:14'46.990	7'13.676 (31)	5'45.208	19.101	46.192	23.175	208.646
26.	1:16'56.364	2'09.374 (24)	36.848	19.198	43.682	29.646	204.279
27.	1:18'56.390	Pit 2'00.026 (15)	31.791	18.900	42.890	26.445	231.158
28.	1:24'17.464	5'21.074 (26)	3'51.656	20.589	45.251	23.578	204.279



23rd




11.9 Sat. 10 Sun.

2024全日本スーパーフォーミュラ・ライツ 第16戦・第17戦・第18戦

SUPER FORMULA LIGHTS 専有走行 (金)2回目

2024 / 11 / 8 :



SUZUKA CIRCUIT

個別ラップ表

Weather :Fine

Track :Dry

Full Course 4-Wheels(5,807m)

Lap	Passing Time	Lap Time	Sec1	Sec2	Sec3	Sec4	km/h
		2'01.351 (16)	33.361	20.014	44.826	23.150	203.333
29.	1:26'18.815	1'57.903 (9)	32.560	19.442	43.690	22.211	224.655
30.	1:28'16.718	B 1'52.569 (1)	30.845	18.284	42.073	21.367	232.381
31.	1:30'09.287	1'59.426 (12)	30.763	18.555	42.242	27.866	231.158
32.	1:32'08.713 Pit						



23rd



11.9 Sat. 10 Sun.

2024全日本スーパーフォーミュラ・ライツ 第16戦・第17戦・第18戦

SUPER FORMULA LIGHTS 専有走行 (金)2回目

2024 / 11 / 8 :

SUZUKA CIRCUIT
Full Course 4-Wheels(5,807m)

個別ラップ表

Weather :Fine
Track :Dry

No	36	Best Time	1'52.600	185.659 km/h
Name	野中 誠太/Seita Nonaka	Total Time	1:31'43.711	35 Laps
Team	PONOS Racing TOM'S 320 TGR-DC	Average Lap Time	2'37.036	
Type	Dallara 320	Today's Rank	6 / 8	
		Today's Top Time	1'51.982	186.684 km/h

Lap	Passing Time	Lap Time	Sec1	Sec2	Sec3	Sec4	km/h
1.	2'44.480			21.485	46.422	23.841	221.818
2.	4'44.562	2'00.082 (23)	33.508	19.622	44.177	22.775	226.392
3.	6'42.449	1'57.887 (20)	32.803	19.844	43.448	21.792	232.381
4.	8'35.633	1'53.184 (3)	30.940	18.489	42.308	21.447	231.768
5.	10'28.763	1'53.130 (2)	30.851	18.507	42.274	21.498	231.768
6.	12'22.058	1'53.295 (5)	30.852	18.450	42.366	21.627	231.158
7.	14'15.535	1'53.477 (6)	30.810	18.495	42.592	21.580	230.551
8.	16'09.351	1'53.816 (11)	30.919	18.804	42.484	21.609	231.158
9.	18'02.944	1'53.593 (7)	30.896	18.535	42.553	21.609	230.551
10.	19'56.806	1'53.862 (12)	30.999	18.645	42.487	21.731	231.768
11.	21'50.613	1'53.807 (10)	30.944	18.662	42.608	21.593	232.381
12.	23'44.362	1'53.749 (9)	31.087	18.570	42.610	21.482	233.617
13.	25'38.575	1'54.213 (13)	31.151	18.702	42.810	21.550	234.866
14.	27'41.815	2'03.240 (27)	32.040	19.275	43.572	28.353	232.997
		Pit					
15.	35'57.528	8'15.713 (33)	6'42.557	24.266	45.637	23.253	221.259
16.	37'57.596	2'00.068 (22)	33.235	19.697	44.154	22.982	224.655
17.	39'54.262	1'56.666 (17)	32.252	19.155	43.126	22.133	231.768
18.	41'47.468	1'53.206 (4)	30.956	18.416	42.323	21.511	232.381
19.	43'46.050	1'58.582 (21)	32.598	20.282	43.494	22.208	229.948
20.	45'39.668	1'53.618 (8)	31.106	18.528	42.479	21.505	230.551
21.	47'43.993	2'04.325 (28)	32.328	19.309	43.578	29.110	231.158
		Pit					
22.	54'36.074	6'52.081 (32)	5'26.261	19.874	43.716	22.230	232.381
23.	56'33.661	1'57.587 (19)	32.430	19.452	43.518	22.187	231.768
24.	58'28.267	1'54.606 (16)	31.452	18.737	42.617	21.800	231.768
25.	1:00'22.583	1'54.316 (14)	31.453	18.721	42.569	21.573	231.768
26.	1:02'25.784	2'03.201 (26)	32.343	19.785	43.382	27.691	230.551
		Pit					
27.	1:10'56.922	8'31.138 (34)	7'04.873	19.742	43.868	22.655	229.347
28.	1:12'54.430	1'57.508 (18)	32.472	19.323	43.227	22.486	229.948



23rd



11.9 Sat. 10 Sun.

2024全日本スーパーフォーミュラ・ライツ 第16戦・第17戦・第18戦

SUPER FORMULA LIGHTS 専有走行 (金)2回目

2024 / 11 / 8 :



SUZUKA CIRCUIT

個別ラップ表

Weather :Fine

Full Course 4-Wheels(5,807m)

Track :Dry

Lap	Passing Time	Lap Time	Sec1	Sec2	Sec3	Sec4	km/h
29.	1:14'48.932	1'54.502 (15)	31.401	18.698	42.713	21.690	231.768
30.	1:16'51.933 Pit	2'03.001 (25)	32.781	19.272	43.229	27.719	231.158
31.	1:23'28.410	6'36.477 (31)	5'08.337	20.811	44.568	22.761	229.347
32.	1:25'29.032	2'00.622 (24)	32.301	19.530	45.242	23.549	224.655
33.	1:27'43.313	2'14.281 (30)	37.132	21.119	51.287	24.743	231.158
34.	1:29'35.913	B 1'52.600 (1)	30.986	18.392	41.884	21.338	234.866
35.	1:31'43.711 Pit	2'07.798 (29)	30.878	20.183	45.961	30.776	231.768



23rd



11.9 Sat. 10 Sun.

2024全日本スーパーフォーミュラ・ライツ 第16戦・第17戦・第18戦

SUPER FORMULA LIGHTS 専有走行 (金)2回目

2024 / 11 / 8 :



SUZUKA CIRCUIT

個別ラップ表

Weather :Fine

Track :Dry

Full Course 4-Wheels(5,807m)

No	37	Best Time	1'52.374	186.032 km/h
Name	古谷 悠河/Yuga Furutani	Total Time	1:33'16.562	34 Laps
Team	Deloitte. HTP TOM'S 320	Average Lap Time	2'45.403	
Type	Dallara 320	Today's Rank	2 / 8	
		Today's Top Time	1'51.982	186.684 km/h

Lap	Passing Time	Lap Time	Sec1	Sec2	Sec3	Sec4	km/h
				20.764	44.927	22.632	220.150
1.	2'18.260						
2.	4'17.838	1'59.578 (17)	32.278	19.476	44.226	23.598	187.692
3.	6'11.090	1'53.252 (5)	30.721	18.549	42.487	21.495	231.158
4.	8'04.349	1'53.259 (6)	30.672	18.530	42.499	21.558	231.768
5.	10'04.048	1'59.699 (18)	30.992	18.905	43.055	26.747	229.948
6.	16'46.012	6'41.964 (31)	5'17.118	19.194	43.279	22.373	226.977
7.	18'40.814	1'54.802 (10)	31.208	18.946	42.873	21.775	230.551
8.	20'35.675	1'54.861 (11)	31.341	18.837	42.886	21.797	229.948
9.	22'29.936	1'54.261 (8)	31.070	18.752	42.744	21.695	231.158
10.	24'29.937	2'00.001 (20)	31.297	19.029	43.190	26.485	232.381
11.	29'41.090	5'11.153 (28)	3'36.202	25.868	46.226	22.857	226.392
12.	31'41.323	2'00.233 (21)	33.209	20.577	44.257	22.190	229.948
13.	33'39.848	1'58.525 (14)	33.277	19.721	43.256	22.271	228.750
14.	35'32.984	1'53.136 (3)	30.784	18.462	42.453	21.437	233.617
15.	37'26.233	1'53.249 (4)	30.826	18.470	42.340	21.613	230.551
16.	39'25.540	1'59.307 (15)	30.956	19.125	42.910	26.316	230.551
17.	47'23.508	7'57.968 (33)	6'33.383	19.028	43.399	22.158	226.392
18.	49'18.160	1'54.652 (9)	31.384	18.976	42.641	21.651	232.381
19.	51'13.041	1'54.881 (12)	31.426	18.968	42.795	21.692	232.381
20.	53'14.226	2'01.185 (24)	31.554	18.802	43.231	27.598	232.381
21.	59'16.757	6'02.531 (30)	4'31.504	23.878	44.859	22.290	225.231
22.	1:01'17.128	2'00.371 (22)	33.802	20.283	44.086	22.200	226.392
23.	1:03'20.606	2'03.478 (26)	38.627	19.582	43.204	22.065	226.392
24.	1:05'14.420	1'53.814 (7)	31.052	18.646	42.556	21.560	232.381
25.	1:07'15.540	2'01.120 (23)	31.104	18.906	43.380	27.730	229.948
26.	1:13'59.862	6'44.322 (32)	5'15.258	22.169	44.143	22.752	225.810
27.	1:15'55.949	1'56.087 (13)	32.033	19.291	43.021	21.742	231.768
28.	1:17'55.399	1'59.450 (16)	31.603	18.978	43.355	25.514	231.768



23rd




11.9 Sat. 10 Sun.

2024全日本スーパーフォーミュラ・ライツ 第16戦・第17戦・第18戦

SUPER FORMULA LIGHTS 専有走行 (金)2回目

2024 / 11 / 8 :



SUZUKA CIRCUIT

個別ラップ表

Weather :Fine
Track :Dry

Full Course 4-Wheels(5,807m)

Lap	Passing Time	Lap Time	Sec1	Sec2	Sec3	Sec4	km/h
		5'25.779 (29)	3'55.348	21.667	45.626	23.138	227.565
29.	1:23'21.178	2'02.381 (25)	34.322	20.898	44.522	22.639	225.810
30.	1:25'23.559	1'59.946 (19)	33.091	19.699	44.040	23.116	210.144
31.	1:27'23.505	B 1'52.374 (1)	30.699	18.277	41.925	21.473	233.617
32.	1:29'15.879	1'52.886 (2)	30.718	18.602	42.215	21.351	234.866
33.	1:31'08.765	2'07.797 (27)	32.350	20.249	44.368	30.830	232.997
34.	1:33'16.562 Pit						



23rd



11.9 Sat. 10 Sun.

2024全日本スーパーフォーミュラ・ライツ 第16戦・第17戦・第18戦

SUPER FORMULA LIGHTS 専有走行 (金)2回目

2024 / 11 / 8 :

SUZUKA CIRCUIT Full Course 4-Wheels(5,807m)

個別ラップ表

Weather :Fine Track :Dry

No	38	Best Time	1'52.489	185.842 km/h
Name	小林 利徳斗/Rikuto Kobayashi	Total Time	1:31'56.549	32 Laps
Team	モビリティ中京 TOM'S 320 TGR-DC	Average Lap Time	2'53.352	
Type	Dallara 320	Today's Rank	4 / 8	
		Today's Top Time	1'51.982	186.684 km/h

Lap	Passing Time	Lap Time	Sec1	Sec2	Sec3	Sec4	km/h
				21.243	45.061	22.779	227.565
1.	2'22.618						
2.	4'24.013	2'01.395 (21)	32.448	19.321	43.091	26.535	230.551
3.	6'19.732	1'55.719 (16)	31.775	18.800	42.983	22.161	231.158
4.	8'14.364	1'54.632 (6)	31.244	18.739	43.008	21.641	232.381
5.	10'08.538	1'54.174 (5)	31.089	18.649	42.819	21.617	231.158
6.	12'11.230	2'02.692 (24)	31.852	19.402	44.213	27.225	229.948
7.	19'37.000	Pit 7'25.770 (29)	6'00.019	19.744	43.606	22.401	228.156
8.	21'32.176	1'55.176 (11)	31.507	18.985	43.099	21.585	230.551
9.	23'27.681	1'55.505 (14)	31.399	18.947	42.983	22.176	232.381
10.	25'29.118	2'01.437 (22)	31.584	19.094	43.217	27.542	232.381
11.	31'24.085	Pit 5'54.967 (27)	4'26.829	21.435	44.224	22.479	224.655
12.	33'20.678	1'56.593 (18)	32.166	19.004	43.319	22.104	229.948
13.	35'14.638	1'53.960 (3)	31.216	18.474	42.751	21.519	229.948
14.	37'09.740	1'55.102 (10)	31.714	18.742	42.904	21.742	230.551
15.	39'03.891	1'54.151 (4)	31.189	18.661	42.736	21.565	232.381
16.	41'04.532	2'00.641 (20)	31.330	19.151	43.291	26.869	232.381
17.	48'44.867	Pit 7'40.335 (30)	6'15.094	19.792	43.323	22.126	228.750
18.	50'40.199	1'55.332 (12)	31.640	18.930	43.015	21.747	230.551
19.	52'34.916	1'54.717 (7)	31.603	18.780	42.665	21.669	232.381
20.	54'29.770	1'54.854 (9)	31.414	18.673	42.645	22.122	233.617
21.	56'31.413	2'01.643 (23)	32.780	19.169	42.934	26.760	233.617
22.	1:07'16.228	Pit 10'44.815 (31)	9'18.637	20.150	43.708	22.320	228.750
23.	1:09'11.660	1'55.432 (13)	31.808	18.976	42.853	21.795	229.347
24.	1:11'09.059	1'57.399 (19)	31.724	18.773	44.826	22.076	228.750
25.	1:13'05.246	1'56.187 (17)	31.507	18.766	44.068	21.846	229.347
26.	1:15'00.067	1'54.821 (8)	31.549	18.825	42.796	21.651	231.158
27.	1:17'03.944	2'03.877 (25)	33.006	19.534	43.373	27.964	230.551
28.	1:24'08.176	Pit 7'04.232 (28)	5'35.273	21.952	44.539	22.468	221.259



23rd




11.9 Sat. 10 Sun.

2024全日本スーパーフォーミュラ・ライツ 第16戦・第17戦・第18戦

SUPER FORMULA LIGHTS 専有走行 (金)2回目

2024 / 11 / 8 :



SUZUKA CIRCUIT

個別ラップ表

Weather :Fine
Track :Dry

Full Course 4-Wheels(5,807m)

Lap	Passing Time	Lap Time	Sec1	Sec2	Sec3	Sec4	km/h
		1'55.682 (15)	31.937	18.824	42.781	22.140	224.655
29.	1:26'03.858	B 1'52.489 (1)	30.665	18.323	42.034	21.467	230.551
30.	1:27'56.347	1'52.726 (2)	30.812	18.387	42.188	21.339	233.617
31.	1:29'49.073	2'07.476 (26)	30.911	18.479	45.070	33.016	231.768
32.	1:31'56.549 Pit						



23rd



11.9 Sat. 10 Sun.

2024全日本スーパーフォーミュラ・ライツ 第16戦・第17戦・第18戦

SUPER FORMULA LIGHTS 専有走行 (金)2回目

2024 / 11 / 8



SUZUKA CIRCUIT

個別ラップ表

Weather :Fine

Track :Dry

Full Course 4-Wheels(5,807m)

No	50	Best Time	1'52.385	186.014 km/h
Name	小出 峻/Syun Koide	Total Time	1:33'14.735	29 Laps
Team	HFDP WITH B-MAX RACING	Average Lap Time	3'14.932	
Type	Dallara 320	Today's Rank	3 / 8	
		Today's Top Time	1'51.982	186.684 km/h

Lap	Passing Time	Lap Time	Sec1	Sec2	Sec3	Sec4	km/h
1.	2'16.618			21.155	44.917	22.968	218.507
2.	4'23.183	Pit					
		2'06.565 (21)	32.237	20.214	43.481	30.633	228.750
3.	7'05.852						
		2'42.669 (23)	1'18.134	19.150	43.195	22.190	230.551
4.	9'07.888						
		2'02.036 (18)	31.405	19.142	46.621	24.868	206.197
5.	11'02.907						
		1'55.019 (6)	31.219	18.715	43.041	22.044	228.750
6.	13'03.984	Pit					
		2'01.077 (15)	31.252	18.868	43.013	27.944	230.551
7.	20'06.966						
		7'02.982 (24)	5'35.476	20.010	44.768	22.728	222.944
8.	22'06.423						
		1'59.457 (12)	32.383	19.783	44.450	22.841	227.565
9.	24'06.673						
		2'00.250 (14)	32.789	19.845	45.033	22.583	228.156
10.	26'01.411						
		1'54.738 (5)	30.988	18.723	42.909	22.118	230.551
11.	27'55.981						
		1'54.570 (4)	30.977	18.854	42.982	21.757	230.551
12.	30'02.263	Pit					
		2'06.282 (20)	33.852	19.808	43.414	29.208	232.381
13.	40'48.634						
		10'46.371 (27)	9'21.641	19.265	43.266	22.199	227.565
14.	42'44.287						
		1'55.653 (8)	31.254	18.947	43.233	22.219	227.565
15.	44'38.685						
		1'54.398 (3)	31.114	18.639	42.911	21.734	227.565
16.	46'39.860	Pit					
		2'01.175 (16)	31.168	18.862	43.380	27.765	227.565
17.	55'20.731						
		8'40.871 (26)	7'14.852	19.471	43.374	23.174	229.948
18.	57'16.603						
		1'55.872 (10)	31.509	18.962	43.252	22.149	229.347
19.	59'11.976						
		1'55.373 (7)	31.378	18.891	43.165	21.939	228.750
20.	1:01'14.127	Pit					
		2'02.151 (19)	31.351	19.099	43.378	28.323	229.347
21.	1:12'00.616						
		10'46.489 (28)	9'21.739	19.075	43.491	22.184	228.156
22.	1:13'56.299						
		1'55.683 (9)	31.476	18.997	43.231	21.979	228.750
23.	1:15'56.217	Pit					
		1'59.918 (13)	31.307	18.912	43.323	26.376	229.347
24.	1:23'18.975						
		7'22.758 (25)	5'54.046	20.265	45.449	22.998	224.082
25.	1:25'21.009						
		2'02.034 (17)	33.613	20.881	44.725	22.815	224.655
26.	1:27'18.691						
		1'57.682 (11)	32.010	19.269	43.813	22.590	221.259
27.	1:29'11.076						
		B 1'52.385 (1)	30.442	18.360	42.135	21.448	230.551
28.	1:31'04.206						
		1'53.130 (2)	30.663	18.468	42.450	21.549	229.948
29.	1:33'14.735	Pit					
		2'10.529 (22)	35.228	20.564	44.346	30.391	229.347



23rd



11.9 Sat. 10 Sun.

2024全日本スーパーフォーミュラ・ライツ 第16戦・第17戦・第18戦

SUPER FORMULA LIGHTS 専有走行 (金)2回目

2024 / 11 / 8 :

SUZUKA CIRCUIT
Full Course 4-Wheels(5,807m)

個別ラップ表

Weather :Fine
Track :Dry

No	4	Best Time	1'57.017	178.651 km/h
Name	今田信宏/Nobuhiro Imada	Total Time	1:33'12.112	22 Laps
Team	JMS RACING TEAM	Average Lap Time	4'12.305	
Type	Dallara 320	Today's Rank	4 / 4	
		Today's Top Time	1'54.781	182.131 km/h

Lap	Passing Time	Lap Time	Sec1	Sec2	Sec3	Sec4	km/h
				23.073	49.034	24.896	215.823
1.	4'53.693						
2.	6'58.892	2'05.199 (15)	34.373	21.481	46.298	23.047	225.231
3.	8'58.201	1'59.309 (10)	32.424	20.092	44.264	22.529	228.156
4.	10'57.167	1'58.966 (9)	32.279	19.925	44.129	22.633	226.392
5.	12'56.125	1'58.958 (8)	32.303	20.125	44.106	22.424	228.750
6.	15'11.289	2'15.164 (18)	32.109	26.072	44.844	32.139	225.810
		Pit					
7.	32'57.429	17'46.140 (20)	16'12.026	22.653	46.943	24.518	225.810
8.	34'59.329	2'01.900 (13)	34.116	20.453	44.624	22.707	226.977
9.	36'57.082	1'57.753 (6)	31.992	19.457	43.932	22.372	228.156
10.	38'54.516	1'57.434 (3)	31.838	19.489	43.742	22.365	226.977
11.	40'52.231	1'57.715 (5)	31.922	19.581	43.846	22.366	228.156
12.	43'06.330	2'14.099 (17)	34.221	22.479	46.473	30.926	227.565
		Pit					
13.	1:08'42.391	25'36.061 (21)	24'05.778	21.518	45.570	23.195	224.082
14.	1:10'43.761	2'01.370 (12)	33.556	20.545	44.467	22.802	225.231
15.	1:12'42.276	1'58.515 (7)	32.296	19.628	44.093	22.498	226.392
16.	1:14'47.135	2'04.859 (14)	32.297	19.719	43.862	28.981	226.977
		Pit					
17.	1:23'07.646	8'20.511 (19)	6'40.736	24.567	50.901	24.307	214.768
18.	1:25'08.674	2'01.028 (11)	33.626	20.357	44.309	22.736	227.565
19.	1:27'06.319	1'57.645 (4)	32.281	19.422	43.713	22.229	227.565
20.	1:29'03.336	B 1'57.017 (1)	31.856	19.277	43.658	22.226	228.750
21.	1:31'00.532	1'57.196 (2)	31.900	19.326	43.699	22.271	228.750
22.	1:33'12.112	2'11.580 (16)	34.627	21.442	45.144	30.367	226.392
		Pit					



23rd



11.9 Sat. 10 Sun.

2024全日本スーパーフォーミュラ・ライツ 第16戦・第17戦・第18戦

SUPER FORMULA LIGHTS 専有走行 (金)2回目

2024 / 11 / 8 :

SUZUKA CIRCUIT
Full Course 4-Wheels(5,807m)

個別ラップ表

Weather :Fine
Track :Dry

No	8	Best Time	1'54.781	182.131 km/h
Name	清水 康弘/Yasuhiro Shimizu	Total Time	1:32'58.471	27 Laps
Team	GNSY 324	Average Lap Time	3'28.024	
Type	Dallara 320	Today's Rank	1 / 4	
		Today's Top Time	1'54.781	182.131 km/h

Lap	Passing Time	Lap Time	Sec1	Sec2	Sec3	Sec4	km/h
				22.649	46.609	23.191	221.259
1.	2'49.824						
2.	4'56.642	Pit					
		2'06.818 (16)	33.126	19.623	44.901	29.168	226.392
3.	7'40.126						
		2'43.484 (20)	1'16.932	19.863	44.195	22.494	224.082
4.	9'37.058						
		1'56.932 (6)	31.778	19.183	43.563	22.408	225.810
5.	11'35.757						
		1'58.699 (10)	32.475	19.578	44.007	22.639	226.392
6.	13'33.119						
		1'57.362 (8)	31.898	19.221	43.760	22.483	224.655
7.	15'39.706	Pit					
		2'06.587 (15)	32.155	20.587	44.732	29.113	224.655
8.	23'01.536						
		7'21.830 (24)	5'54.067	20.541	44.570	22.652	223.511
9.	24'58.736						
		1'57.200 (7)	31.912	19.295	43.664	22.329	226.977
10.	27'07.653	Pit					
		2'08.917 (18)	31.802	20.088	46.646	30.381	226.977
11.	31'32.383						
		4'24.730 (23)	2'57.742	19.761	43.947	23.280	229.948
12.	33'34.108						
		2'01.725 (11)	34.745	20.655	44.051	22.274	226.977
13.	35'30.874						
		1'56.766 (5)	31.653	19.240	43.655	22.218	226.977
14.	37'39.539	Pit					
		2'08.665 (17)	35.848	20.694	44.122	28.001	227.565
15.	1:00'44.873						
		23'05.334 (26)	21'38.712	20.112	44.142	22.368	226.977
16.	1:03'34.522						
		2'49.649 (21)	1'22.843	20.425	44.039	22.342	227.565
17.	1:05'37.293						
		2'02.771 (12)	36.673	19.741	44.029	22.328	229.347
18.	1:07'43.656	Pit					
		2'06.363 (14)	32.475	20.450	44.633	28.805	228.750
19.	1:11'13.250						
		3'29.594 (22)	2'03.148	20.380	43.774	22.292	228.156
20.	1:13'10.003						
		1'56.753 (4)	31.881	19.428	43.310	22.134	229.347
21.	1:15'15.255	Pit					
		2'05.252 (13)	32.865	19.707	44.057	28.623	229.347
22.	1:23'03.213						
		7'47.958 (25)	6'19.635	20.641	45.283	22.399	226.392
23.	1:25'01.783						
		1'58.570 (9)	32.601	19.434	44.120	22.415	227.565
24.	1:26'57.032						
		1'55.249 (3)	31.347	18.796	42.912	22.194	228.156
25.	1:28'51.813	B 1'54.781 (1)	31.286	18.776	42.709	22.010	230.551
26.	1:30'46.814						
		1'55.001 (2)	31.361	18.756	43.028	21.856	229.347
27.	1:32'58.471	Pit					
		2'11.657 (19)	34.531	20.167	46.192	30.767	226.392



23rd



11.9 Sat. 10 Sun.

2024全日本スーパーフォーミュラ・ライツ 第16戦・第17戦・第18戦

SUPER FORMULA LIGHTS 専有走行 (金)2回目

2024 / 11 / 8 :

SUZUKA CIRCUIT
Full Course 4-Wheels(5,807m)

個別ラップ表

Weather :Fine
Track :Dry

No	13	Best Time	1'56.162	179.966 km/h
Name	藤原 誠/Makoto Fujiwara	Total Time	1:33'32.572	24 Laps
Team	TEAM DRAGON 324	Average Lap Time	3'56.529	
Type	Dallara 320	Today's Rank	2 / 4	
		Today's Top Time	1'54.781	182.131 km/h

Lap	Passing Time	Lap Time	Sec1	Sec2	Sec3	Sec4	km/h
				23.452	49.427	23.456	216.355
1.	2'52.394						
2.	4'52.970	2'00.576 (13)	33.393	20.232	44.326	22.625	229.948
3.	6'50.832	1'57.862 (8)	32.286	19.794	43.725	22.057	228.750
4.	8'48.543	1'57.711 (6)	32.102	19.663	43.707	22.239	229.948
5.	10'46.272	1'57.729 (7)	32.279	19.458	43.721	22.271	226.392
6.	12'44.462	1'58.190 (9)	32.126	19.581	44.122	22.361	225.231
7.	14'55.382	2'10.920 (17)	35.249	20.416	43.997	31.258	224.655
8.	25'35.142	Pit					
		10'39.760 (21)	9'13.327	19.819	44.253	22.361	225.810
9.	27'36.379	2'01.237 (14)	33.610	19.830	45.079	22.718	212.174
10.	29'44.655	2'08.276 (16)	32.832	19.896	44.215	31.333	229.347
11.	50'15.801	Pit					
		20'31.146 (23)	19'03.188	20.802	44.662	22.494	220.704
12.	52'14.358	1'58.557 (10)	32.622	19.756	43.894	22.285	226.392
13.	54'27.353	2'12.995 (19)	33.964	20.540	46.825	31.666	186.894
14.	1:01'50.352	Pit					
		7'22.999 (20)	5'51.452	22.143	46.059	23.345	223.511
15.	1:03'50.560	2'00.208 (12)	33.965	19.845	44.200	22.198	227.565
16.	1:05'47.816	1'57.256 (3)	32.190	19.457	43.472	22.137	226.977
17.	1:07'45.131	1'57.315 (5)	32.291	19.441	43.433	22.150	228.156
18.	1:09'52.721	2'07.590 (15)	32.864	19.899	44.435	30.392	227.565
19.	1:23'30.117	Pit					
		13'37.396 (22)	12'02.633	22.233	48.876	23.654	199.184
20.	1:25'29.968	1'59.851 (11)	33.371	19.715	44.187	22.578	225.231
21.	1:27'27.250	1'57.282 (4)	32.660	19.314	43.179	22.129	228.156
22.	1:29'23.412	B 1'56.162 (1)	31.672	19.214	43.154	22.122	228.750
23.	1:31'19.797	1'56.385 (2)	31.775	19.140	43.306	22.164	228.750
24.	1:33'32.572	2'12.775 (18)	32.023	21.523	48.031	31.198	223.511
		Pit					



23rd



11.9 Sat. 10 Sun.

2024全日本スーパーフォーミュラ・ライツ 第16戦・第17戦・第18戦

SUPER FORMULA LIGHTS 専有走行 (金)2回目

2024 / 11 / 8 :

SUZUKA CIRCUIT
Full Course 4-Wheels(5,807m)

個別ラップ表

Weather :Fine
Track :Dry

No	30	Best Time	1'56.987	178.697 km/h
Name	DRAGON/DRAGON	Total Time	1:31'53.550	26 Laps
Team	TEAM DRAGON 324	Average Lap Time	3'33.431	
Type	Dallara 320	Today's Rank	3 / 4	
		Today's Top Time	1'54.781	182.131 km/h

Lap	Passing Time	Lap Time	Sec1	Sec2	Sec3	Sec4	km/h
				22.595	49.318	23.589	222.944
1.	2'57.761						
		1'59.781 (10)	33.176	20.150	44.092	22.363	229.948
2.	4'57.542						
		1'58.107 (5)	31.878	20.188	43.772	22.269	229.347
3.	6'55.649						
		1'57.363 (2)	31.705	19.504	43.508	22.646	229.347
4.	8'53.012						
		B 1'56.987 (1)	31.677	19.385	43.505	22.420	228.750
5.	10'49.999						
		1'58.442 (6)	31.862	19.877	43.824	22.879	228.156
6.	12'48.441						
		2'19.228 (20)	37.249	28.651	50.673	22.655	225.231
7.	15'07.669						
		1'57.713 (3)	31.797	19.443	44.024	22.449	228.750
8.	17'05.382						
		2'23.280 (22)	31.745	19.475	55.471	36.589	174.632
9.	19'28.662	Pit					
		27'40.882 (25)	26'06.128	24.162	46.883	23.709	217.965
10.	47'09.544						
		2'07.001 (16)	34.515	21.075	44.518	26.893	223.511
11.	49'16.545						
		2'03.686 (14)	36.614	20.591	44.023	22.458	225.810
12.	51'20.231						
		1'59.037 (9)	32.266	19.938	44.340	22.493	228.750
13.	53'19.268						
		1'58.702 (8)	32.177	19.953	44.054	22.518	228.750
14.	55'17.970						
		2'00.743 (11)	32.247	19.838	46.170	22.488	229.347
15.	57'18.713						
		2'10.064 (17)	40.277	21.728	45.087	22.972	228.750
16.	59'28.777						
		2'14.414 (19)	32.351	20.382	45.934	35.747	228.156
17.	1:01'43.191	Pit					
		9'34.671 (24)	8'02.436	23.582	45.846	22.807	225.231
18.	1:11'17.862						
		2'02.080 (13)	33.093	20.421	45.666	22.900	229.948
19.	1:13'19.942						
		2'01.589 (12)	32.734	21.178	44.744	22.933	227.565
20.	1:15'21.531						
		2'06.869 (15)	32.580	19.960	44.514	29.815	228.750
21.	1:17'28.400	Pit					
		5'56.911 (23)	4'23.988	21.867	47.801	23.255	224.082
22.	1:23'25.311						
		2'11.631 (18)	33.139	22.134	53.424	22.934	227.565
23.	1:25'36.942						
		1'58.480 (7)	32.256	19.683	43.887	22.654	227.565
24.	1:27'35.422						
		1'58.018 (4)	31.987	19.542	43.805	22.684	228.750
25.	1:29'33.440						
		2'20.110 (21)	31.915	21.372	51.659	35.164	172.235
26.	1:31'53.550	Pit					