




MFJ承認競技会
FUN&RUN! 2-Wheels



2024 FUN&RUN 2-Wheels (鈴鹿サーキット東コース)

ROAD STAR I /ROAD STAR EXPERT I 特別スポーツ走行 1回目 024/3/15 :

 SUZUKA CIRCUIT
East Course(2,243m)

個別ラップ表

Weather :Fine
Track :Dry

No	17	Best Time	1'04.078	126.015 km/h
Name	滝 幸憲	Total Time	15'13.452	13 Laps
Team	ライダーハウス宮島	Average Lap Time	1'06.989	
Type	SUZUKI/GSX-S1000GT	Today's Rank	1 / 1	
		Today's Top Time	1'04.078	126.015 km/h

Lap	Passing Time	Lap Time	Sec1	Sec2	Sec3	km/h
				21.448		
1.	1'49.578					
2.	2'59.233	1'09.655 (11)	49.759	19.896		
3.	4'04.724	1'05.491 (9)	46.250	19.241		
4.	5'09.390	1'04.666 (6)	45.571	19.095		
5.	6'15.886	1'06.496 (10)	46.460	20.036		
6.	7'19.971	1'04.085 (2)	45.030	19.055		
7.	8'24.624	1'04.653 (5)	45.395	19.258		
8.	9'29.071	1'04.447 (3)	45.301	19.146		
9.	10'33.594	1'04.523 (4)	45.285	19.238		
10.	11'38.771	1'05.177 (8)	45.745	19.432		
11.	12'42.849	B 1'04.078 (1)	44.864	19.214		
12.	13'47.527	1'04.678 (7)	45.315	19.363		
13.	15'13.452 Pit	1'25.925 (12)	51.141	34.784		




MFJ承認競技会
FUN&RUN! 2-Wheels



2024 FUN&RUN 2-Wheels (鈴鹿サーキット東コース)

ROAD STAR I /ROAD STAR EXPERT I 特別スポーツ走行 1回目 024 / 3 / 15 :

 **SUZUKA CIRCUIT**
East Course(2,243m)

個別ラップ表

Weather :Fine
Track :Dry

No	61	Best Time	1'07.255	120.062 km/h
Name	飯田 幸紀	Total Time	8'10.982	7 Laps
Team	Team de"LIGHT	Average Lap Time	1'09.521	
Type	DUCATI/959 Panigale	Today's Rank	1 / 1	
		Today's Top Time	1'07.255	120.062 km/h

Lap	Passing Time	Lap Time	Sec1	Sec2	Sec3	km/h
				21.057		
1.	1'13.854			20.722		
2.	2'22.488	1'08.634 (5)	47.912	20.718		
3.	3'30.550	1'08.062 (4)	47.344	20.556		
4.	4'38.421	1'07.871 (3)	47.315	20.486		
5.	5'45.676	B 1'07.255 (1)	46.769	20.936		
6.	6'53.416	1'07.740 (2)	46.804	29.667		
7.	8'10.982 Pit	1'17.566 (6)	47.899			




MFJ承認競技会
FUN&RUN! 2-Wheels



2024 FUN&RUN 2-Wheels (鈴鹿サーキット東コース)

ROAD STAR I /ROAD STAR EXPERT I 特別スポーツ走行 1回目 024/3/15 :

 SUZUKA CIRCUIT
East Course(2,243m)

個別ラップ表

Weather :Fine
Track :Dry

No	78	Best Time	58.140	138.885 km/h
Name	橋本 尚樹	Total Time	14'57.682	14 Laps
Team	MR7 Factory RT	Average Lap Time	1'02.042	
Type	Honda/VFR750R	Today's Rank	1 / 1	
		Today's Top Time	58.140	138.885 km/h

Lap	Passing Time	Lap Time	Sec1	Sec2	Sec3	km/h
				20.462		
1.	1'31.124					
2.	2'33.851	1'02.727 (12)	44.351	18.376		
3.	3'35.285	1'01.434 (11)	43.128	18.306		
4.	4'36.073	1'00.788 (10)	42.491	18.297		
5.	5'36.717	1'00.644 (9)	42.739	17.905		
6.	6'36.023	59.306 (4)	41.498	17.808		
7.	7'35.343	59.320 (5)	41.549	17.771		
8.	8'34.305	58.962 (3)	41.245	17.717		
9.	9'34.693	1'00.388 (7)	42.482	17.906		
10.	10'34.714	1'00.021 (6)	41.149	18.872		
11.	11'35.107	1'00.393 (8)	42.400	17.993		
12.	12'33.453	58.346 (2)	40.805	17.541		
13.	13'31.593	B 58.140 (1)	40.601	17.539		
14.	14'57.682 Pit	1'26.089 (13)	42.967	43.122		