



MFJ 公認 準国際競技会

鈴鹿サンデーロードレース第 1 戦



JP-SPORT DUNLOP OFFICAL TYRE SUPPLIER

インター/ナショナルJP-SPORT 特別スポーツ走行 2回目

2026 / 4 / 24 :



SUZUKA CIRCUIT

個別ラップ表

Weather :Cloudy

Full Course 2-Wheels(5,821m)

Track :Dry

No	25	Best Time	2'30.026	139.680 km/h
Name	船田 俊希	Total Time	19'56.514	7 Laps
Team	YTR	Average Lap Time	2'52.870	
Type	Honda/CBR250RR	Today's Rank	1 / 6	
		Today's Top Time	2'30.026	139.680 km/h

Lap	Passing Time	Lap Time	Sec1	Sec2	Sec3	Sec4	km/h
				25.494	58.777	27.229	191.373
1.	2'39.292						
2.	5'09.804	2'30.512 (3)	40.846	24.706	57.539	27.421	187.292
3.	7'49.371 Pit	2'39.567 (4)	40.805	24.666	57.721	36.375	184.538
4.	12'00.403	4'11.032 (6)	2'20.137	25.191	58.083	27.621	184.538
5.	14'30.473	2'30.070 (2)	40.442	24.481	57.642	27.505	186.102
6.	17'00.499	B 2'30.026 (1)	40.662	24.340	57.632	27.392	187.292
7.	19'56.514 Pit	2'56.015 (5)	46.739	26.119	1'01.883	41.274	168.276



MFJ 公認 準国際競技会

鈴鹿サンデーロードレース第1戦



JP-SPORT DUNLOP OFFICAL TYRE SUPPLIER

インター/ナショナルJP-SPORT 特別スポーツ走行 2回目

2026 / 4 / 24 :



SUZUKA CIRCUIT

個別ラップ表

Weather :Cloudy

Full Course 2-Wheels(5,821m)

Track :Dry

No	36	Best Time	2'31.545	138.280 km/h
Name	三浦 雄一	Total Time	15'54.777	6 Laps
Team	FAST with Nojima&IRCO.	Average Lap Time	2'38.384	
Type	Honda/CBR250RR	Today's Rank	2 / 6	
		Today's Top Time	2'30.026	139.680 km/h

Lap	Passing Time	Lap Time	Sec1	Sec2	Sec3	Sec4	km/h
				26.529	1'00.367	29.673	196.510
1.	2'42.856						
		2'36.411 (4)	41.832	25.484	59.018	30.077	184.538
2.	5'19.267						
		2'33.775 (3)	41.854	25.354	58.369	28.198	196.951
3.	7'53.042						
		B 2'31.545 (1)	41.288	25.007	57.274	27.976	194.767
4.	10'24.587						
		2'31.779 (2)	41.359	24.749	57.638	28.033	190.130
5.	12'56.366						
		2'58.411 (5)	42.393	25.182	1'06.357	44.479	138.768
6.	15'54.777 Pit						



MFJ 公認 準国際競技会

鈴鹿サンデーロードレース第 1 戦



JP-SPORT DUNLOP OFFICAL TYRE SUPPLIER

インター/ナショナルJP-SPORT 特別スポーツ走行 2回目

2026 / 4 / 24 :



SUZUKA CIRCUIT

個別ラップ表

Weather :Cloudy

Track :Dry

Full Course 2-Wheels(5,821m)

No	48	Best Time	2'37.091	133.398 km/h
Name	小池 信一郎	Total Time	18'57.904	7 Laps
Team	山科KawasakiKENRACING	Average Lap Time	2'42.624	
Type	Kawasaki/ZX-25R	Today's Rank	4 / 6	
		Today's Top Time	2'30.026	139.680 km/h

Lap	Passing Time	Lap Time	Sec1	Sec2	Sec3	Sec4	km/h
				26.674	1'01.339	29.533	189.310
1.	2'42.156						
		2'39.183 (5)	43.254	26.010	1'00.216	29.703	187.292
2.	5'21.339						
		2'37.718 (2)	42.287	25.909	1'00.210	29.312	186.102
3.	7'59.057						
		2'38.225 (4)	42.679	26.004	1'00.159	29.383	184.538
4.	10'37.282						
		2'38.040 (3)	42.969	26.177	59.697	29.197	186.102
5.	13'15.322						
		B 2'37.091 (1)	42.351	25.915	59.544	29.281	186.102
6.	15'52.413						
		3'05.491 (6)	45.986	27.188	1'03.594	48.723	124.419
7.	18'57.904 Pit						



MFJ 公認 準国際競技会

鈴鹿サンデーロードレース第 1 戦



JP-SPORT DUNLOP OFFICAL TYRE SUPPLIER

インター/ナショナルJP-SPORT 特別スポーツ走行 2回目

2026 / 4 / 24 :



SUZUKA CIRCUIT

個別ラップ表

Weather :Cloudy

Track :Dry

Full Course 2-Wheels(5,821m)

No	81	Best Time	2'33.102	136.873 km/h
Name	中原 美海	Total Time	18'49.807	7 Laps
Team	Racing Tean OTRUN	Average Lap Time	2'41.024	
Type	YAMAHA/YZF R3	Today's Rank	3 / 6	
		Today's Top Time	2'30.026	139.680 km/h

Lap	Passing Time	Lap Time	Sec1	Sec2	Sec3	Sec4	km/h
				27.020	1'00.854	30.481	190.542
1.	2'43.660						
		2'36.639 (5)	42.269	25.748	59.220	29.402	193.907
2.	5'20.299						
		2'35.730 (4)	42.041	25.324	59.216	29.149	196.071
3.	7'56.029						
		2'34.199 (2)	41.934	25.356	58.554	28.355	194.336
4.	10'30.228						
		B 2'33.102 (1)	41.970	25.184	57.898	28.050	193.907
5.	13'03.330						
		2'35.034 (3)	41.784	25.728	58.625	28.897	192.632
6.	15'38.364						
		3'11.443 (6)	44.163	28.915	1'09.343	49.022	153.031
7.	18'49.807	Pit					



MFJ 公認 準国際競技会

鈴鹿サンデーロードレース第 1 戦



JP-SPORT DUNLOP OFFICAL TYRE SUPPLIER

インター/ナショナルJP-SPORT 特別スポーツ走行 2回目

2026 / 4 / 24 :



SUZUKA CIRCUIT

個別ラップ表

Weather :Cloudy

Full Course 2-Wheels(5,821m)

Track :Dry

No	3	Best Time	2'33.060	136.911 km/h
Name	神山 保男	Total Time	18'39.918	7 Laps
Team	G3 Racing Project	Average Lap Time	2'39.599	
Type	Honda/CBR250RR	Today's Rank	3 / 20	
		Today's Top Time	2'30.704	139.051 km/h

Lap	Passing Time	Lap Time	Sec1	Sec2	Sec3	Sec4	km/h
				27.096	1'00.218	29.532	191.790
1.	2'42.321						
		2'35.897 (4)	41.673	25.793	59.243	29.188	182.241
2.	5'18.218						
		2'35.530 (3)	42.038	25.999	58.917	28.576	185.316
3.	7'53.748						
		B 2'33.060 (1)	41.300	25.043	58.449	28.268	185.708
4.	10'26.808						
		2'35.322 (2)	42.010	25.679	58.883	28.750	185.316
5.	13'02.130						
		2'36.098 (5)	42.056	25.251	58.580	30.211	186.894
6.	15'38.228						
		3'01.690 (6)	45.237	28.317	1'06.330	41.806	163.881
7.	18'39.918	Pit					



MFJ 公認 準国際競技会

鈴鹿サンデーロードレース第1戦



JP-SPORT DUNLOP OFFICAL TYRE SUPPLIER

インター/ナショナルJP-SPORT 特別スポーツ走行 2回目

2026 / 4 / 24 :



SUZUKA CIRCUIT

個別ラップ表

Weather :Cloudy

Track :Dry

Full Course 2-Wheels(5,821m)

No	8	Best Time	2'34.105	135.983 km/h
Name	大倉 拓夢	Total Time	18'55.541	7 Laps
Team	YTR+BetonTech	Average Lap Time	2'41.841	
Type	Honda/CBR250RR	Today's Rank	9 / 20	
		Today's Top Time	2'30.704	139.051 km/h

Lap	Passing Time	Lap Time	Sec1	Sec2	Sec3	Sec4	km/h
				26.806	1'00.475	29.431	191.373
1.	2'44.490						
		2'36.306 (5)	42.178	25.409	59.619	29.100	190.130
2.	5'20.796						
		2'35.100 (2)	41.763	25.407	59.264	28.666	193.907
3.	7'55.896						
		2'35.559 (4)	42.285	25.505	58.758	29.011	186.497
4.	10'31.455						
		2'35.374 (3)	41.973	25.630	59.226	28.545	183.766
5.	13'06.829						
		B 2'34.105 (1)	41.909	25.318	58.646	28.232	188.094
6.	15'40.934						
		3'14.607 (6)	44.449	28.712	1'09.585	51.861	133.699
7.	18'55.541 Pit						



MFJ 公認 準国際競技会

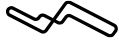
鈴鹿サンデーロードレース第 1 戦



JP-SPORT DUNLOP OFFICAL TYRE SUPPLIER

インター/ナショナルJP-SPORT 特別スポーツ走行 2回目

2026 / 4 / 24 :



SUZUKA CIRCUIT

個別ラップ表

Weather :Cloudy

Full Course 2-Wheels(5,821m)

Track :Dry

No	11	Best Time	2'30.704	139.051 km/h
Name	中川 空嶺	Total Time	18'35.857	7 Laps
Team	AURA SPORTS	Average Lap Time	2'38.881	
Type	YAMAHA/YZF-R3	Today's Rank	1 / 20	
		Today's Top Time	2'30.704	139.051 km/h

Lap	Passing Time	Lap Time	Sec1	Sec2	Sec3	Sec4	km/h
				27.118	1'00.509	29.164	193.055
1.	2'42.566						
		2'35.700 (4)	42.250	25.422	59.218	28.810	192.210
2.	5'18.266						
		2'33.757 (3)	41.846	25.949	58.147	27.815	181.113
3.	7'52.023						
		2'31.349 (2)	41.110	24.806	57.568	27.865	183.382
4.	10'23.372						
		B 2'30.704 (1)	40.895	24.541	57.575	27.693	182.241
5.	12'54.076						
		2'35.832 (5)	41.335	25.035	59.807	29.655	167.954
6.	15'29.908						
		3'05.949 (6)	47.876	26.933	1'03.777	47.363	147.879
7.	18'35.857	Pit					



MFJ 公認 準国際競技会

鈴鹿サンデーロードレース第1戦



JP-SPORT DUNLOP OFFICAL TYRE SUPPLIER

インター/ナショナルJP-SPORT 特別スポーツ走行 2回目

2026 / 4 / 24 :



SUZUKA CIRCUIT

個別ラップ表

Weather :Cloudy

Full Course 2-Wheels(5,821m)

Track :Dry

No	24	Best Time	2'37.161	133.338 km/h
Name	大西洋	Total Time	18'56.972	7 Laps
Team	(I)《[{} CASE 270° BALZ STORE	Average Lap Time	2'42.097	
Type	Honda/CBR250RR	Today's Rank	11 / 20	
		Today's Top Time	2'30.704	139.051 km/h

Lap	Passing Time	Lap Time	Sec1	Sec2	Sec3	Sec4	km/h
				27.047	1'00.790	29.883	190.957
1.	2'44.385						
		2'37.937 (5)	42.922	26.393	59.801	28.821	186.497
2.	5'22.322						
		2'37.303 (2)	42.715	25.881	59.853	28.854	185.708
3.	7'59.625						
		B 2'37.161 (1)	42.721	25.687	1'00.182	28.571	186.894
4.	10'36.786						
		2'37.714 (4)	42.820	25.934	59.892	29.068	180.000
5.	13'14.500						
		2'37.323 (3)	42.387	25.797	59.978	29.161	179.632
6.	15'51.823						
		3'05.149 (6)	42.896	26.593	1'07.416	48.244	131.497
7.	18'56.972 Pit						



MFJ 公認 準国際競技会

鈴鹿サンデーロードレース第1戦



JP-SPORT DUNLOP OFFICAL TYRE SUPPLIER

インター/ナショナルJP-SPORT 特別スポーツ走行 2回目

2026 / 4 / 24 :



SUZUKA CIRCUIT

個別ラップ表

Weather :Cloudy

Full Course 2-Wheels(5,821m)

Track :Dry

No	29	Best Time	2'38.243	132.427 km/h
Name	張 鳴駿	Total Time	19'09.905	7 Laps
Team	AK1TECH	Average Lap Time	2'43.667	
Type	Honda/CBR250RR	Today's Rank	12 / 20	
		Today's Top Time	2'30.704	139.051 km/h

Lap	Passing Time	Lap Time	Sec1	Sec2	Sec3	Sec4	km/h
				26.668	1'01.286	29.457	186.497
1.	2'47.899						
		2'39.953 (5)	42.986	26.578	1'00.664	29.725	183.766
2.	5'27.852						
		2'39.566 (3)	43.211	26.399	1'00.518	29.438	182.620
3.	8'07.418						
		2'39.822 (4)	43.302	26.301	1'00.876	29.343	182.620
4.	10'47.240						
		2'39.260 (2)	43.014	26.279	1'00.798	29.169	179.265
5.	13'26.500						
		B 2'38.243 (1)	42.945	26.049	1'00.077	29.172	180.741
6.	16'04.743						
		3'05.162 (6)	46.189	27.747	1'03.934	47.292	173.941
7.	19'09.905 Pit						



MFJ 公認 準国際競技会

鈴鹿サンデーロードレース第1戦



JP-SPORT DUNLOP OFFICAL TYRE SUPPLIER

インター/ナショナルJP-SPORT 特別スポーツ走行 2回目

2026 / 4 / 24 :



SUZUKA CIRCUIT

個別ラップ表

Weather :Cloudy

Full Course 2-Wheels(5,821m)

Track :Dry

No	31	Best Time	2'33.710	136.332 km/h
Name	田川 浩明	Total Time	18'55.207	7 Laps
Team	FAST CREOSERVICE WITH Nojima	Average Lap Time	2'41.994	
Type	Honda/CBR250RR	Today's Rank	7 / 20	
		Today's Top Time	2'30.704	139.051 km/h

Lap	Passing Time	Lap Time	Sec1	Sec2	Sec3	Sec4	km/h
				26.781	1'00.134	28.864	192.632
1.	2'43.243						
		2'36.367 (5)	42.366	25.579	58.550	29.872	195.635
2.	5'19.610						
		2'35.332 (3)	42.025	25.508	59.093	28.706	194.767
3.	7'54.942						
		2'34.199 (2)	41.766	25.211	58.768	28.454	189.310
4.	10'29.141						
		B 2'33.710 (1)	42.049	25.349	58.273	28.039	190.542
5.	13'02.851						
		2'35.347 (4)	41.982	25.589	58.658	29.118	190.542
6.	15'38.198						
		3'17.009 (6)	46.431	29.241	1'09.145	52.192	133.293
7.	18'55.207 Pit						



MFJ 公認 準国際競技会

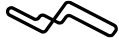
鈴鹿サンデーロードレース第1戦



JP-SPORT DUNLOP OFFICAL TYRE SUPPLIER

インター/ナショナルJP-SPORT 特別スポーツ走行 2回目

2026 / 4 / 24 :



SUZUKA CIRCUIT

個別ラップ表

Weather :Cloudy

Full Course 2-Wheels(5,821m)

Track :Dry

No	37	Best Time	2'31.168	138.625 km/h
Name	南 博之	Total Time	18'12.768	7 Laps
Team	Team みなみFamily	Average Lap Time	2'35.321	
Type	Honda/CBR250RR	Today's Rank	2 / 20	
		Today's Top Time	2'30.704	139.051 km/h

Lap	Passing Time	Lap Time	Sec1	Sec2	Sec3	Sec4	km/h
				26.470	59.014	30.026	187.692
1.	2'40.839						
		2'31.760 (4)	40.878	24.896	57.644	28.342	186.497
2.	5'12.599						
		2'31.459 (3)	40.901	24.931	57.619	28.008	186.102
3.	7'44.058						
		2'32.100 (5)	40.751	24.798	58.411	28.140	183.000
4.	10'16.158						
		B 2'31.168 (1)	40.785	24.797	57.744	27.842	184.538
5.	12'47.326						
		B 2'31.168 (1)	40.939	24.781	57.594	27.854	184.151
6.	15'18.494						
		2'54.274 (6)	43.451	25.574	1'00.035	45.214	172.913
7.	18'12.768 Pit						



MFJ 公認 準国際競技会

鈴鹿サンデーロードレース第1戦



JP-SPORT DUNLOP OFFICAL TYRE SUPPLIER

インター/ナショナルJP-SPORT 特別スポーツ走行 2回目

2026 / 4 / 24 :



SUZUKA CIRCUIT

個別ラップ表

Weather :Cloudy

Full Course 2-Wheels(5,821m)

Track :Dry

No	38	Best Time	2'41.916	129.423 km/h
Name	岡田 正樹	Total Time	19'40.332	7 Laps
Team	MC Racing with 8810R	Average Lap Time	2'48.249	
Type	Honda/CBR250RR	Today's Rank	14 / 20	
		Today's Top Time	2'30.704	139.051 km/h

Lap	Passing Time	Lap Time	Sec1	Sec2	Sec3	Sec4	km/h
				27.632	1'02.068	30.377	181.863
1.	2'50.837						
		2'45.314 (5)	44.767	27.571	1'02.707	30.269	178.174
2.	5'36.151						
		2'43.170 (4)	44.034	26.950	1'02.182	30.004	177.455
3.	8'19.321						
		2'42.501 (3)	44.026	26.872	1'01.677	29.926	176.032
4.	11'01.822						
		2'41.936 (2)	43.811	26.942	1'01.583	29.600	175.329
5.	13'43.758						
		B 2'41.916 (1)	43.761	26.709	1'01.693	29.753	173.941
6.	16'25.674						
		3'14.658 (6)	47.856	29.034	1'09.578	48.190	157.702
7.	19'40.332 Pit						



MFJ 公認 準国際競技会

鈴鹿サンデーロードレース第1戦



JP-SPORT DUNLOP OFFICAL TYRE SUPPLIER

インター/ナショナルJP-SPORT 特別スポーツ走行 2回目

2026 / 4 / 24 :



SUZUKA CIRCUIT

個別ラップ表

Weather :Cloudy

Full Course 2-Wheels(5,821m)

Track :Dry

No	44	Best Time	2'49.853	123.375 km/h
Name	松本 栄直	Total Time	14'48.159	5 Laps
Team	MC racing with 8810R	Average Lap Time	2'57.720	
Type	Honda/CBR250RR	Today's Rank	17 / 20	
		Today's Top Time	2'30.704	139.051 km/h

Lap	Passing Time	Lap Time	Sec1	Sec2	Sec3	Sec4	km/h	
				28.466	1'05.442	31.448	169.903	
1.	2'57.277							
		B 2'49.853	(1)	46.066	28.134	1'04.299	31.354	169.249
2.	5'47.130							
		2'50.853	(3)	46.116	29.047	1'04.142	31.548	166.049
3.	8'37.983							
		2'50.840	(2)	46.189	28.588	1'05.034	31.029	161.768
4.	11'28.823							
		3'19.336	(4)	45.936	29.267	1'07.917	56.216	131.892
5.	14'48.159	Pit						



MFJ 公認 準国際競技会

鈴鹿サンデーロードレース第 1 戦



JP-SPORT DUNLOP OFFICAL TYRE SUPPLIER

インター/ナショナルJP-SPORT 特別スポーツ走行 2回目

2026 / 4 / 24 :



SUZUKA CIRCUIT

個別ラップ表

Weather :Cloudy

Track :Dry

Full Course 2-Wheels(5,821m)

No	46	Best Time	2'33.431	136.580 km/h
Name	林 夢乃	Total Time	18'36.921	7 Laps
Team	チームゆめ77IEC+D-nut's	Average Lap Time	2'39.434	
Type	Honda/CBR250RR	Today's Rank	6 / 20	
		Today's Top Time	2'30.704	139.051 km/h

Lap	Passing Time	Lap Time	Sec1	Sec2	Sec3	Sec4	km/h
				26.622	59.393	29.509	186.102
1.	2'40.312						
		2'38.813 (5)	43.186	25.681	59.947	29.999	178.537
2.	5'19.125						
		2'35.389 (3)	42.162	25.602	59.061	28.564	190.130
3.	7'54.514						
		B 2'33.431 (1)	41.761	25.420	57.735	28.515	193.055
4.	10'27.945						
		2'34.035 (2)	41.659	25.742	58.139	28.495	185.316
5.	13'01.980						
		2'36.430 (4)	42.480	25.743	58.084	30.123	190.957
6.	15'38.410						
		2'58.511 (6)	43.875	28.751	1'03.513	42.372	172.913
7.	18'36.921 Pit						



MFJ 公認 準国際競技会

鈴鹿サンデーロードレース第1戦



JP-SPORT DUNLOP OFFICAL TYRE SUPPLIER

インター/ナショナルJP-SPORT 特別スポーツ走行 2回目

2026 / 4 / 24 :



SUZUKA CIRCUIT

個別ラップ表

Weather :Cloudy

Track :Dry

Full Course 2-Wheels(5,821m)

No	50	Best Time	2'33.344	136.657 km/h
Name	神吉 龍成	Total Time	15'36.930	6 Laps
Team	Team能塚&B-SQUARE&かおるフレンズ	Average Lap Time	2'35.067	
Type	Kawasaki/ZX-25R	Today's Rank	5 / 20	
		Today's Top Time	2'30.704	139.051 km/h

Lap	Passing Time	Lap Time	Sec1	Sec2	Sec3	Sec4	km/h
				27.005	1'00.351	29.127	193.480
1.	2'41.595						
		2'36.068 (4)	42.329	25.770	59.348	28.621	186.497
2.	5'17.663						
		2'36.556 (5)	42.132	26.272	59.317	28.835	192.210
3.	7'54.219						
		B 2'33.344 (1)	41.930	25.245	57.970	28.199	194.336
4.	10'27.563						
		2'33.911 (2)	41.884	25.616	58.107	28.304	191.790
5.	13'01.474						
		2'35.456 (3)	42.240	25.168	58.661	29.387	188.094
6.	15'36.930						



MFJ 公認 準国際競技会

鈴鹿サンデーロードレース第 1 戦



JP-SPORT DUNLOP OFFICAL TYRE SUPPLIER

インター/ナショナルJP-SPORT 特別スポーツ走行 2回目

2026 / 4 / 24 :



SUZUKA CIRCUIT

個別ラップ表

Weather :Cloudy

Track :Dry

Full Course 2-Wheels(5,821m)

No	53	Best Time	2'43.989	127.787 km/h
Name	原田 豪	Total Time	19'41.712	7 Laps
Team	PowerOneStop+スナックゆう子	Average Lap Time	2'48.655	
Type	YAMAHA/YZF-R3	Today's Rank	15 / 20	
		Today's Top Time	2'30.704	139.051 km/h

Lap	Passing Time	Lap Time	Sec1	Sec2	Sec3	Sec4	km/h
				28.428	1'03.480	30.600	183.382
1.	2'49.778						
		2'47.399 (5)	45.582	27.387	1'03.824	30.606	180.000
2.	5'37.177						
		2'44.408 (2)	45.201	27.206	1'01.771	30.230	177.455
3.	8'21.585						
		2'44.415 (3)	44.728	27.051	1'02.019	30.617	176.032
4.	11'06.000						
		B 2'43.989 (1)	44.894	27.114	1'01.587	30.394	177.097
5.	13'49.989						
		2'44.452 (4)	45.098	27.209	1'01.757	30.388	175.680
6.	16'34.441						
		3'07.271 (6)	47.162	28.974	1'04.137	46.998	156.578
7.	19'41.712 Pit						



MFJ 公認 準国際競技会

鈴鹿サンデーロードレース第 1 戦



JP-SPORT DUNLOP OFFICAL TYRE SUPPLIER

インター/ナショナルJP-SPORT 特別スポーツ走行 2回目

2026 / 4 / 24 :



SUZUKA CIRCUIT

個別ラップ表

Weather :Cloudy

Full Course 2-Wheels(5,821m)

Track :Dry

No	56	Best Time	2'33.808	136.245 km/h
Name	埜口 直希	Total Time	18'31.904	7 Laps
Team	N-PLAN Racing	Average Lap Time	2'38.495	
Type	Honda/CBR250RR	Today's Rank	8 / 20	
		Today's Top Time	2'30.704	139.051 km/h

Lap	Passing Time	Lap Time	Sec1	Sec2	Sec3	Sec4	km/h
				26.665	1'00.647	30.089	181.863
1.	2'40.932						
		2'36.513 (5)	42.387	25.736	59.515	28.875	181.113
2.	5'17.445						
		2'35.251 (3)	42.547	25.866	58.564	28.274	188.094
3.	7'52.696						
		B 2'33.808 (1)	42.077	25.174	58.176	28.381	186.497
4.	10'26.504						
		2'34.649 (2)	42.297	25.556	58.402	28.394	185.316
5.	13'01.153						
		2'35.282 (4)	42.754	25.165	58.515	28.848	183.000
6.	15'36.435						
		2'55.469 (6)	42.559	25.478	59.211	48.221	178.174
7.	18'31.904 Pit						



MFJ 公認 準国際競技会

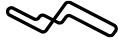
鈴鹿サンデーロードレース第 1 戦



JP-SPORT DUNLOP OFFICAL TYRE SUPPLIER

インター/ナショナルJP-SPORT 特別スポーツ走行 2回目

2026 / 4 / 24 :



SUZUKA CIRCUIT

個別ラップ表

Weather :Cloudy

Full Course 2-Wheels(5,821m)

Track :Dry

No	62	Best Time	2'34.691	135.467 km/h
Name	高橋 瑠嘉	Total Time	18'55.434	7 Laps
Team	磐田レーシングファミリー	Average Lap Time	2'42.396	
Type	YAMAHA/YZF-R3	Today's Rank	10 / 20	
		Today's Top Time	2'30.704	139.051 km/h

Lap	Passing Time	Lap Time	Sec1	Sec2	Sec3	Sec4	km/h
				26.629	1'00.693	30.031	182.241
1.	2'41.058						
		2'37.576 (5)	42.600	25.697	59.727	29.552	177.455
2.	5'18.634						
		2'36.749 (4)	42.142	25.938	59.337	29.332	185.708
3.	7'55.383						
		B 2'34.691 (1)	42.241	25.278	58.496	28.676	185.316
4.	10'30.074						
		2'35.138 (2)	42.245	25.300	58.820	28.773	181.863
5.	13'05.212						
		2'36.087 (3)	42.406	25.374	59.158	29.149	179.265
6.	15'41.299						
		3'14.135 (6)	44.220	28.706	1'12.507	48.702	138.987
7.	18'55.434	Pit					



MFJ 公認 準国際競技会

鈴鹿サンデーロードレース第 1 戦



JP-SPORT DUNLOP OFFICAL TYRE SUPPLIER

インター/ナショナルJP-SPORT 特別スポーツ走行 2回目

2026 / 4 / 24 :



SUZUKA CIRCUIT

個別ラップ表

Weather :Cloudy

Full Course 2-Wheels(5,821m)

Track :Dry

No	63	Best Time	2'38.933	131.852 km/h
Name	中尾 正太	Total Time	20'00.606	7 Laps
Team	SN63 With KTM名古屋	Average Lap Time	2'44.469	
Type	KTM/RC390	Today's Rank	13 / 20	
		Today's Top Time	2'30.704	139.051 km/h

Lap	Passing Time	Lap Time	Sec1	Sec2	Sec3	Sec4	km/h
				27.599	1'03.082	30.381	175.329
1.	3'33.787						
		2'45.306 (5)	44.328	26.523	1'01.322	33.133	177.097
2.	6'19.093						
		2'40.533 (4)	43.644	26.407	1'00.595	29.887	176.740
3.	8'59.626						
		2'40.165 (2)	43.157	26.382	1'01.435	29.191	174.980
4.	11'39.791						
		2'40.445 (3)	43.216	26.301	1'01.295	29.633	177.097
5.	14'20.236						
		B 2'38.933 (1)	42.858	26.284	1'00.502	29.289	175.329
6.	16'59.169						
		3'01.437 (6)	44.563	27.935	1'04.888	44.051	170.233
7.	20'00.606 Pit						



MFJ 公認 準国際競技会

鈴鹿サンデーロードレース第 1 戦



JP-SPORT DUNLOP OFFICAL TYRE SUPPLIER

インター/ナショナルJP-SPORT 特別スポーツ走行 2回目

2026 / 4 / 24 :



SUZUKA CIRCUIT

個別ラップ表

Weather :Cloudy

Full Course 2-Wheels(5,821m)

Track :Dry

No	73	Best Time	2'33.295	136.701 km/h
Name	福田 優弥	Total Time	18'38.372	7 Laps
Team	AK1TECH(アキテック)	Average Lap Time	2'38.786	
Type	Honda/CBR250RR	Today's Rank	4 / 20	
		Today's Top Time	2'30.704	139.051 km/h

Lap	Passing Time	Lap Time	Sec1	Sec2	Sec3	Sec4	km/h
				26.574	59.714	28.373	188.903
1.	2'45.655						
		2'34.280 (3)	41.861	25.451	58.658	28.310	190.130
2.	5'19.935						
		2'35.544 (5)	42.076	25.443	58.772	29.253	193.907
3.	7'55.479						
		B 2'33.295 (1)	41.896	25.094	58.209	28.096	190.957
4.	10'28.774						
		2'33.667 (2)	42.116	25.385	57.645	28.521	193.480
5.	13'02.441						
		2'35.263 (4)	41.799	25.738	57.924	29.802	191.790
6.	15'37.704						
		3'00.668 (6)	44.361	28.883	1'03.990	43.434	170.233
7.	18'38.372 Pit						



MFJ 公認 準国際競技会

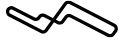
鈴鹿サンデーロードレース第 1 戦



JP-SPORT DUNLOP OFFICAL TYRE SUPPLIER

インター/ナショナルJP-SPORT 特別スポーツ走行 2回目

2026 / 4 / 24 :



SUZUKA CIRCUIT

個別ラップ表

Weather :Cloudy

Full Course 2-Wheels(5,821m)

Track :Dry

No	76	Best Time	2'50.004	123.265 km/h
Name	滋野 敬直	Total Time	20'14.393	7 Laps
Team	チームライントドルフィンwith三東工業社	Average Lap Time	2'52.970	
Type	YAMAHA/YZF-R3	Today's Rank	18 / 20	
		Today's Top Time	2'30.704	139.051 km/h

Lap	Passing Time	Lap Time	Sec1	Sec2	Sec3	Sec4	km/h	
				29.679	1'04.825	31.595	178.537	
1.	2'56.568							
		B 2'50.004	(1)	46.596	28.016	1'04.000	31.392	177.455
2.	5'46.572							
		2'50.869	(4)	46.494	28.436	1'04.193	31.746	176.740
3.	8'37.441							
		2'50.402	(3)	46.564	28.360	1'04.249	31.229	174.632
4.	11'27.843							
		2'52.145	(5)	46.614	29.260	1'04.643	31.628	175.329
5.	14'19.988							
		2'50.125	(2)	46.194	28.316	1'04.232	31.383	174.632
6.	17'10.113							
		3'04.280	(6)	48.748	28.552	1'05.876	41.104	160.000
7.	20'14.393	Pit						



MFJ 公認 準国際競技会

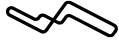
鈴鹿サンデーロードレース第 1 戦



JP-SPORT DUNLOP OFFICAL TYRE SUPPLIER

インター/ナショナルJP-SPORT 特別スポーツ走行 2回目

2026 / 4 / 24 :



SUZUKA CIRCUIT

個別ラップ表

Weather :Cloudy

Track :Dry

Full Course 2-Wheels(5,821m)

No	96	Best Time	2'48.277	124.530 km/h
Name	山本 信二	Total Time	20'47.974	7 Laps
Team	SRミニム&クッタニ京都 山科Kawasaki	Average Lap Time	2'55.371	
Type	Kawasaki/ZX-25R	Today's Rank	16 / 20	
		Today's Top Time	2'30.704	139.051 km/h

Lap	Passing Time	Lap Time	Sec1	Sec2	Sec3	Sec4	km/h
				33.184	1'10.357	33.338	168.923
1.	3'15.746						
		2'54.710 (5)	47.878	28.953	1'06.055	31.824	174.286
2.	6'10.456						
		2'50.690 (4)	46.078	28.675	1'04.621	31.316	172.913
3.	9'01.146						
		2'48.840 (2)	45.653	28.121	1'04.004	31.062	173.254
4.	11'49.986						
		B 2'48.277 (1)	45.384	28.147	1'03.631	31.115	175.680
5.	14'38.263						
		2'48.886 (3)	45.297	28.393	1'04.017	31.179	172.235
6.	17'27.149						
		3'20.825 (6)	48.335	30.519	1'10.093	51.878	133.699
7.	20'47.974 Pit						