

To the team managers of teams participating in the SUZUKA 10H

16 August 2018

## Information on the technical matters for the 2018 SUZUKA 10 Hours

Technical matters for the 2018 SUZUKA 10 hours will be conducted as below

### 1) Scrutineering related schedule

Date		Items	Venue	Remarks
8/22 (Wed)	13:00 ~ 15:00	Official scrutineering Safety equipment check	Scrutineering Bay	Domestic entrants
	15:00 ~ 18:00	Official scrutineering Safety equipment check	Scrutineering Bay	Overseas entrants
8/23 (Thu)	8:30 ~ 10:30	Official scrutineering Safety equipment check	Scrutineering Bay	
	12:10 ~ 13:00	Open scrutineering	Bell City	Selected 10 cars
	12:30 ~ 15:00	Refueling equipment check Mechanics safety equipment check	Each pit	Firefighting equipment is also inspected
	14:00 ~ 15:00	Driver weight	Scrutineering Bay	Measure 3 people together wearing equipment

※Entry into the scrutineering bay is limited to 4 people

※Remove the air restrictor from the vehicle and undergo separate inspection at the time of scrutineering.

If you have any spare parts that may be used during the event, they should also be inspected at the time of official scrutineering

※We will access data loggers etc. at the scrutineering bay, so we will ask you to turn on the vehicle power.

Please prepare the jump battery as necessary.

### 2) Deadline for submitting declarations and applications during the event

Date		Items	Venue	Remarks
8/22 (Wed)	13:00 ~ 18:00	Driver equipment declaration form	Scrutineering Bay	Please bring them to the scrutineering bay for the equipment inspection and submit them.
8/23 (Thu)	8:30 ~ 10:30	FIA-GT3 Homologation sheet Technical passport Driver weight declaration form		

### 3) Post-session scrutineering

#### ①Place for the post-session scrutineering

For	Venue	Remarks
Vehicles appointed for the post-session scrutineering	Scrutineering Bay	Please bring the technical passport and the homologation sheet, etc
Air restrictor Vehicles appointed for inspection	Scrutineering Bay	Remove the air restrictor under the supervision of the scrutineer and bring it along with the responsible scrutineer to the scrutineering bay.

## ②Scrutineering and guiding line after qualifying

We will conduct scrutineering to vehicles designated by the Stewards of the Meeting.

※In each session, work from the display of the checkered flag to the selection of vehicles for post-session scrutineering will be prohibited

Vehicles designated for post-session scrutineering will be notified by pit / paddock broadcast, race control radio, and message on the timing monitor.

※Return to your pit before the end of the session where you drove, and we ask the vehicles designated for post-session scrutineering to follow the official's instructions

### 【Q1】

Vehicles designated for post-session scrutineering will be guided to the scrutineering bay by the official.

Designated vehicles will enter directly the scrutineering bay via the pit road entry at a substantially slow speed and stop following the official's guidance. After the scrutineering is completed, vehicles will be temporarily stored at the vehicle standby place, and after the opening of Parc Ferme, please push the vehicles to their own pits by mechanics through the work area.

The official will inform the concerned teams of the instructions, so please bring the necessary equipment and technical documents and go to the scrutineering bay.

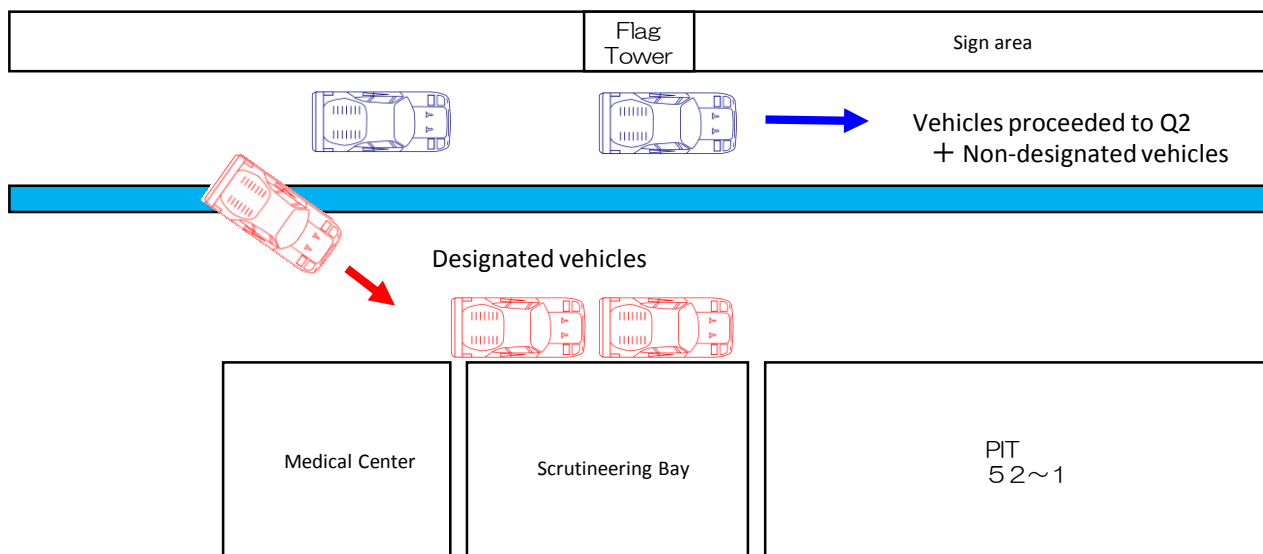


Figure 1 Guiding line for the vehicles designated for post-Q1 scrutineering

## 【Q2】

Vehicles designated for post-session scrutineering will be guided to the scrutineering bay by the official.

Designated vehicles will enter directly the scrutineering bay via the pit road entry at a substantially slow speed and stop following the official's guidance. After the scrutineering is completed, vehicles will be temporarily stored at the vehicle standby place, and after the opening of Parc Ferme, please push the vehicles to their own pits by mechanics through the work area.

The official will inform the concerned teams of the instructions, so please bring the necessary equipment and technical documents and go to the scrutineering bay

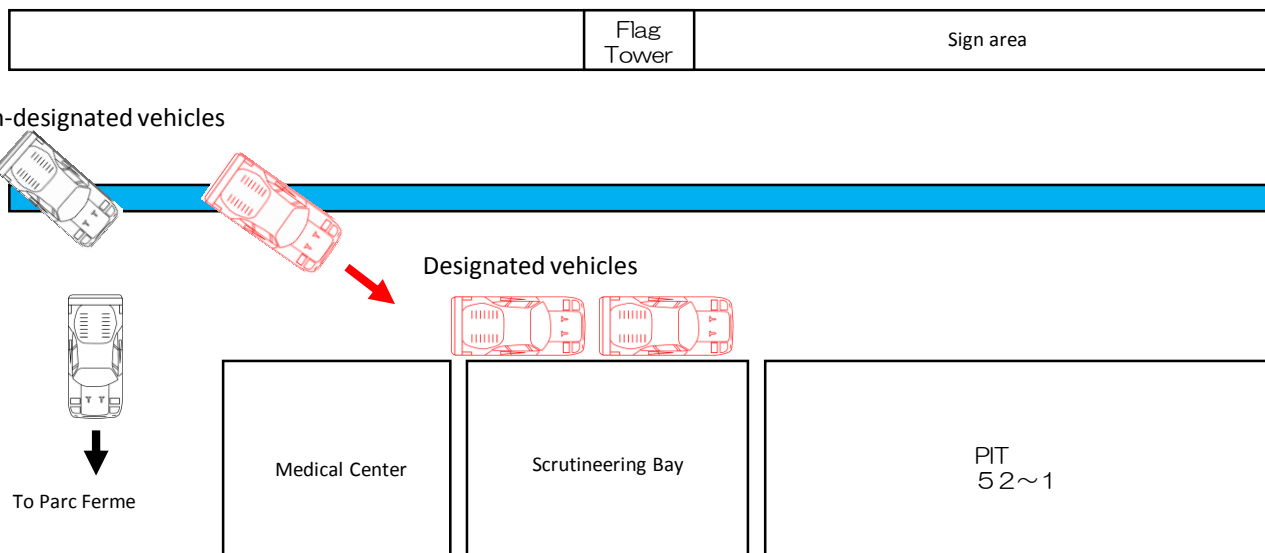


Figure 2 Guiding line for the vehicles designated for post-Q2 scrutineering

### ③ Guiding line for post-race scrutineering

After the race, vehicles will be kept at the vehicle storage location for Parc Ferme

Details of the storage location will be announced by official notice or at the briefing

After the winning vehicle arrives, we will begin moving the vehicles designated for post-race scrutineering to the scrutineering bay in approximately 10 minutes

■ The mechanics of the winning vehicle will stand by in the vicinity of the fence under the podium, and only one person who operates the steering wheel and three people pushing the vehicle will be with the vehicle and follow the instructions of the official.

■ We also ask the mechanics of other vehicles designated for the post-race scrutineering to go to the scrutineering bay in the same way.

Vehicles designated for post-session scrutineering will be notified by pit / paddock broadcast, race control radio, and message on the timing monitor.

※ We ask the concerned teams to prepare the gas venting equipment, necessary tools and technical documents and promptly go to the scrutineering bay.

### 5) The number of people entering the scrutineering bay

Regarding the number of people entering the scrutineering bay at the time of the official scrutineering, and the moving of the vehicle at the scrutineering, the Parc Ferme and the moving to the scrutineering bay, the team staffs are limited to 4 members with the red armbands.

## 6) The number of people entering to Parc Ferme

In about 10 minutes after the arrival of the winning vehicle, two mechanics with red armbands can do the work for cooling in Parc Ferme.

## 7) Transponders

Be sure to install a transponder before driving and check the energization state during maintenance at the garage as much as possible.

If the transponder cannot be identified at the Control Tower, the organizer will go to the team and will notify you and check the connection. Depending on the situation at the time of check it may be impossible to improve it during the session and the lap time(s) during the session may not be recorded, so please understand that in advance.

Also, even if the energization is confirmed, several cases have occurred since the transponder is not recognized even when the transponder body moves due to the G during the driving or shock, so please fix it securely

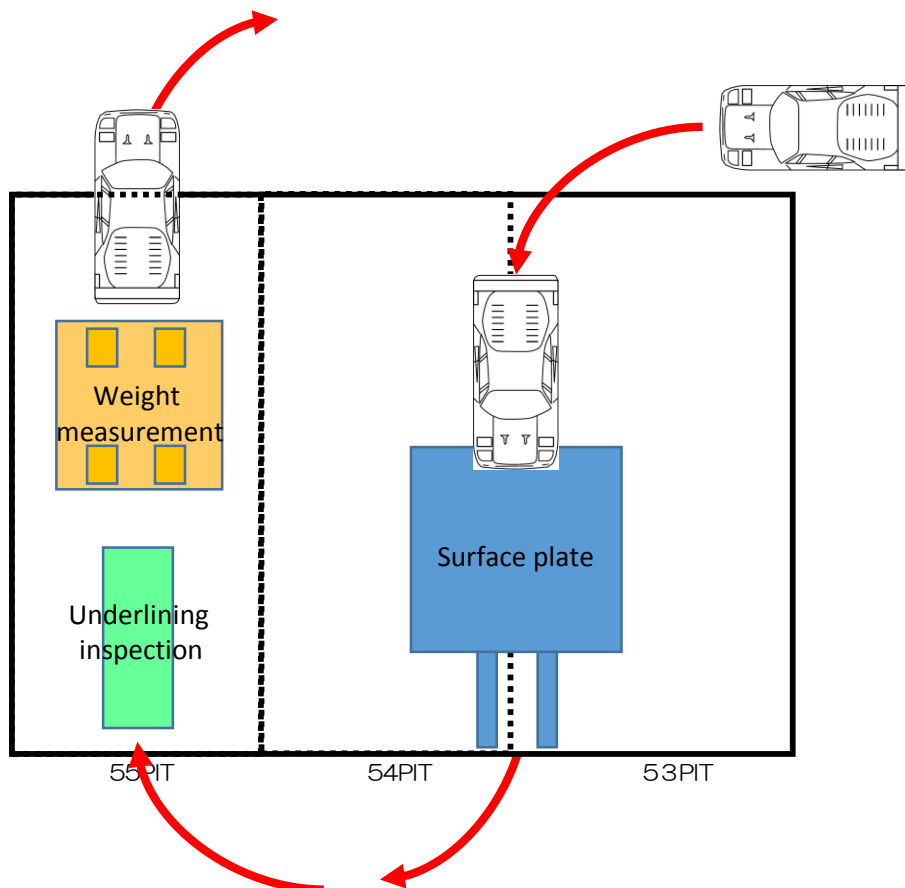


Figure 3 Guiding line for scrutineering (for Wednesday and Thursday official scrutineering)

- ※At the time of the official scrutineering, the remaining gasoline should be empty
- ※The logger setting will be the FIA - GT 3 Championship Channels
- ※It will be on first come, first served basis.
- ※We will distribute tickets



THE 47<sup>TH</sup> SUMMER ENDURANCE  
**SUZUKA  
10 HOURS**

