

Team managers'
meeting



THE 47TH SUMMER ENDURANCE
**SUZUKA
10HOURS**

Officials of Event

Chief Steward : **Hiroshi Matumoto (ASN)**

Steward : **Alain Adam (SRO)**

Steward : **Kazuhiro Tsuge (ASN)**

Clerk of the Course : **Norio Miyazawa**

Secretary : **Kauzutoshi Ueno**

RACE FORMAT

Thursday – 16.15 Paid test Practice 1 120'

Friday – 09.40 Paid test Practice 2 120'

– 13.50 Free Practice 1 120'

– 18.30 Free Practice 2(night) 90'

Saturday – 13.00 – 13.15 Q1

– 13.30 – 13.45 Q2

– 14.00 – 14.15 Q3

– 14.45 Pole Shoot OUT (20bests to Super pole)

Sunday – 08.00 – 8:20 Warm Up

– 09.00 Pit lane Opens

– 09.15 Pit lane Closes

– 10.00 GREEN FLAG(Formation Lap)

<http://apps.mobilityland.co.jp/info/download/>



26th August 2018 , The 47th Summer Endurance "Suzuka 10hours Endurance Race"

The 47th Summer Endurance "Suzuka 10hours Endurance Race" / 第47回サマーエンデュランス"鈴鹿10時間耐久レース"

2018-08-13 10:53 updated

All documents will be provided as PDF file. If you would like to see it, you will need to download Adobe Reader. Please e-mail to suzukacircuit-racesecretariat@mobilityland.co.jp if you couldn't success to download it.

すべての関連書類はPDFファイルでの提供となります。PDFファイルをご覧頂く場合は、Adobe Readerが必要となります。ファイルが入手できない場合は、レース事務局(suzukacircuit-racesecretariat@mobilityland.co.jp)までお問い合わせください。

Time Table / タイムテーブル

> [10H Timetable draft2018.08.14.pdf](#) 2018.08.14 公開

Regulations / 規則書関連

> [Balance of Performance IGTC Tracks B.pdf](#) 2018.8.10公開

> [P Book - IGTC Suzuka 10Hours 2018.pdf](#) 2018.8.9公開


> [\(JPN&ENG\) ver.final SUZUKA 10HOURS SPORTING REGULATIONS 20180723.pdf](#) 2018.7.23公開

> [鈴鹿10時間耐久レース 技術規則書 ver.final.pdf](#) 2018.7.23公開

> [ver.final SUZUKA 10HOURS TECHNICAL REGULATIONS 2018.pdf](#) 2018.7.23公開

TEAM MESSAGING Application

At
<http://sro.minsh.com/launch.html>



During the sessions **only SHOUT** messages.

RACE CONTROL RADIO

TEST 10 minutes before
each session



Answer "ok" + car number on the team messaging

In case of issue contact the Suzuka Circuit
responsible

INTERCONTINENTAL



GT CHALLENGE

TRACK MAP

Suzuka (Japan)

Circuit length: 5807 m


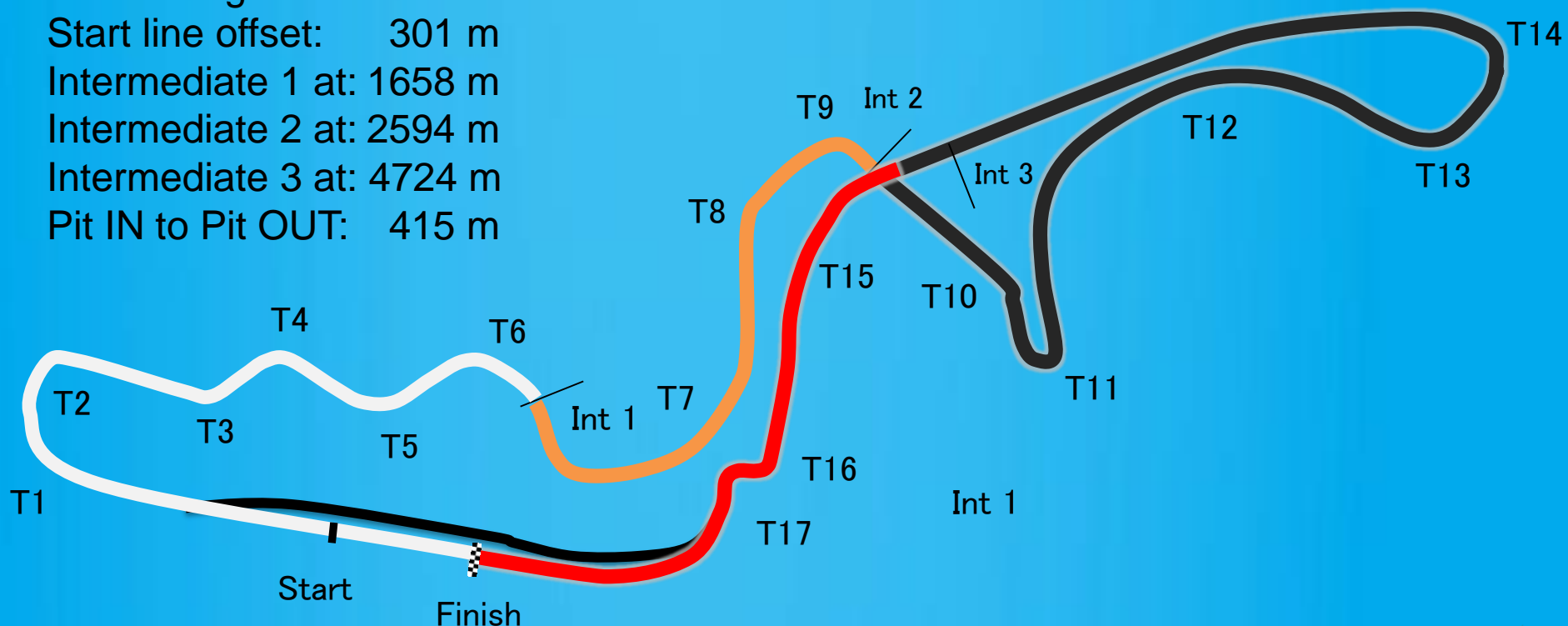
Start line offset: 301 m

Intermediate 1 at: 1658 m

Intermediate 2 at: 2594 m

Intermediate 3 at: 4724 m

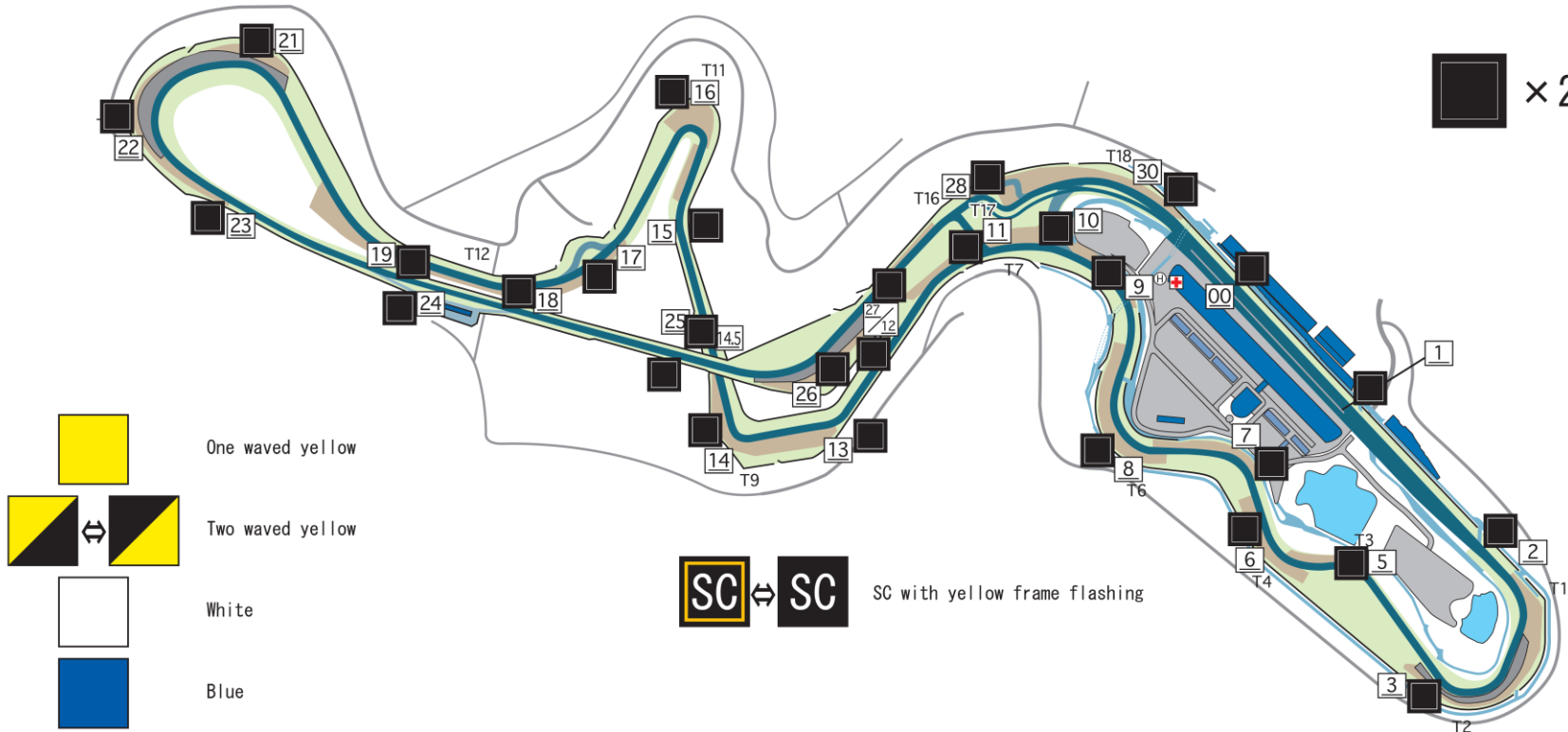
Pit IN to Pit OUT: 415 m










light panels allocation





■ × 29



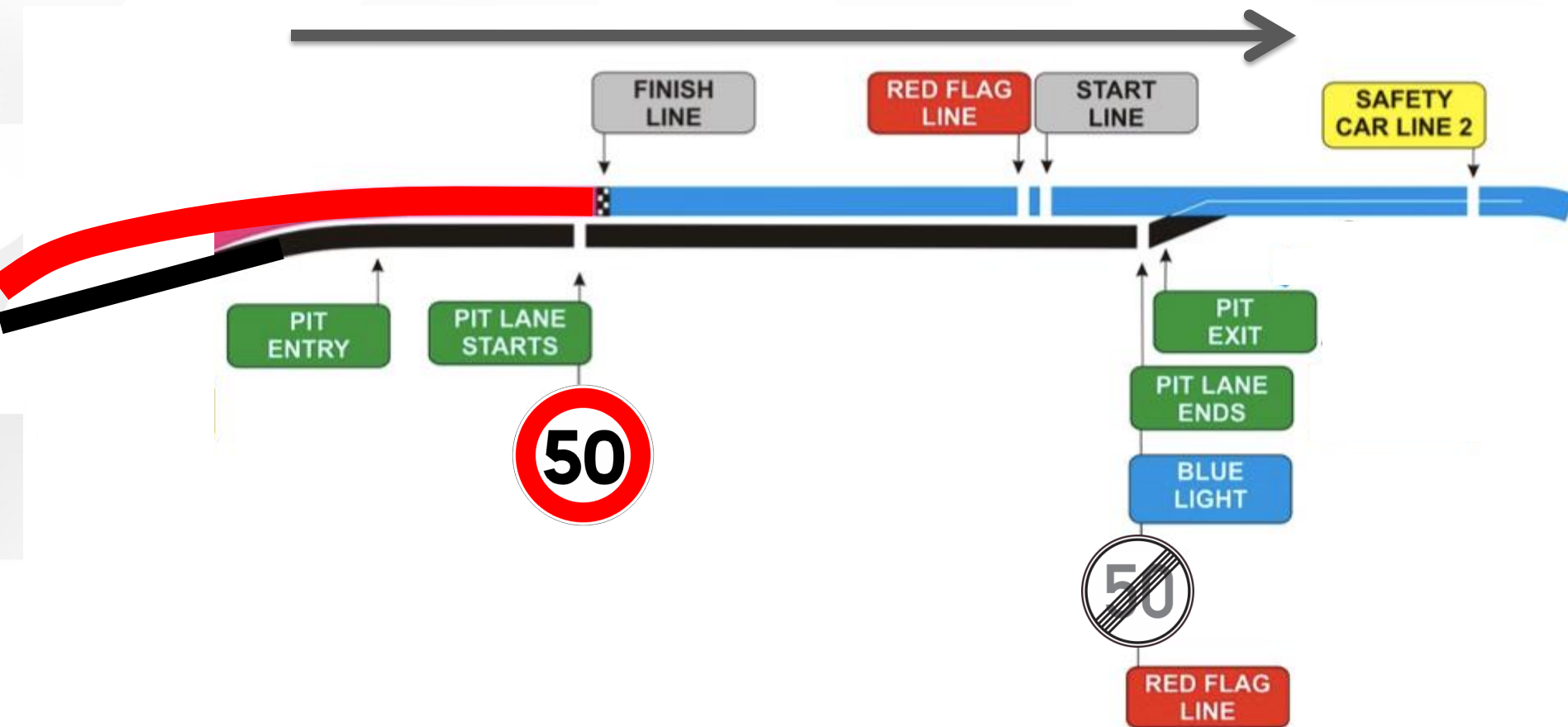
-  One waved yellow
-  Two waved yellow
-  White
-  Blue
-  Green
-  Red
-  Yellow flag with Red stripe

  SC with yellow frame flashing


 FCY ON

  FCY with yellow frame flashing


PIT LANE




SPEED LIMIT STARTS



SPEED LIMIT ENDS



PIT LANE





The diagram illustrates the layout of a pit lane. It features a vertical stack of horizontal bands. At the top is a grey band labeled 'FAST LANE' with a vertical double-headed arrow indicating its extent. Below this is a larger grey band labeled 'WORKING LANE', also with a vertical double-headed arrow. A thin yellow line separates the 'WORKING LANE' from a grey band below it. This is followed by a red band labeled 'Red line'. At the bottom is a grey band labeled 'GARAGES'. The labels 'FAST LANE', 'WORKING LANE', and 'GARAGES' are positioned to the right of their respective bands, while 'Red line' is centered within its band.

FAST LANE

WORKING LANE

Red line

GARAGES

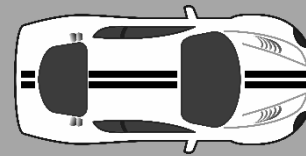

BEGINNING OF EACH SESSION 45°



Red line

GARAGES

PIT STOP



Red line

GARAGES

Red line



GARAGES

PIT STOP ARMBANDS

Max 1 armband at any time (on the arm)

Mechanics: **4 Red** per entered car.

Car controller: **1 White** – only visual checks.

Industry: **Yellow**

- Flame-resistant clothes
- Allotted area to each team
- No equipment in working before the car is stopped
- Car controller & driver allowed in working lane 1Lap before.
- Nobody in front of the car (behind the panels–use lollipops!)
- Skates allowed to move cars in the working lane.

PIT STOP

1. Number of persons who can enter the work area is 4 persons (a fire attendant and a dead man are not included in these 4 persons).
2. **Tyre change can be done during refueling.** Refueling and tyre change must be done by the mechanics with red armbands. Also, for the tyre change, the specific 2 persons with red armbands must change all 4 tyres.
3. All other work than refueling and tyre change (earthing and removal of earthing, jacking up and down, cleaning of windscreen, driver support, adding fluid (except fuel) etc.) can be done either by the mechanics with red armbands or the mechanics without armbands.

PIT STOP WINDOW TIME

Art 61 - Bulletin from the stewards (Chief Scrutineer)

Min pit stop time = 82

For any pit stop with refuelling

-1 sec – Three times

Penalty: drive through

Pit stop without refuelling no limit

Teams must inform race control of short pit stops without refuelling
on messaging

Min speed in the pit lane

Cars are to leave when ready to race.

Respect the pit lane speed limit. NO slowing or stopping

GENERAL INFORMATION

- Joker tyres form – Chief Scrutineer to confirm an incident or issue in which the tyres were damaged.
- No cars in the pit lane during Q & R of other Series
- Lighting period from 18.00 till end of race
- Incidents involving different categories, the more PRO Categories will be deemed to be at fault unless evidence clearly shows the contrary.

PENALTY BOX

In front of your pit garage
Controlled by the team



PROCEDURE

Slow down – NO overtaking

- Enter the pit lane(FP&Q)
- Stop before the Red line(Race)

FP: – The clock will NOT stop

Qualifying: – The clock will stop


Race: – The clock will not STOP
– Restart behind SC



FCY

SC

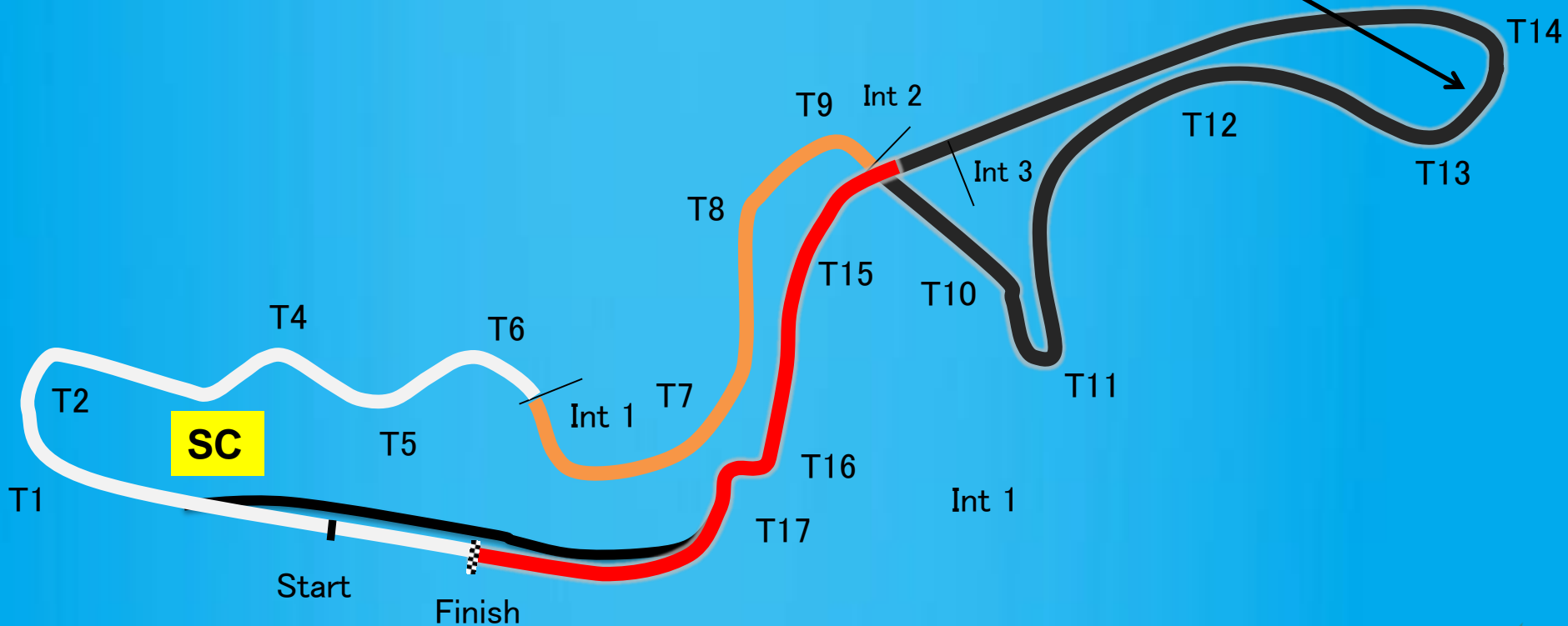
- Speed 80 Km/h – NO Zig Zag
- SC can be preceded by FCY except during the three 1st laps
- SC gets the leader during the FCY
- Countdown
 - At 10 sec **boards & lights – No overtaking**
 - At 0 sec **yellow flags & all cars at 80 Km/Hr**
 - Green flag on short notice – **GREEN**



- SC boards & YELLOW flags
- The leader must slow down at SC speed 70 to 90 Km/h
- Line up in one line behind SC
- Leader max 5 cars distance
- Other cars as tight as possible
- Green for restart – in one line
- NO overtaking prior crossing the finish line

TRACK MAP

SC Lights OUT



TRACK LIMITS

The car must remain in contact with the track
(in between the two white lines)

The curbs are not a part of the track

Qualifying:

Lap time cancelled if improved

More than twice Best times cancelled

Races:

2 x radio warning

Warning flag (Black and white + N°)

Last warning

⇒ Drive Through penalty

After Driver3 Time Attack

in the pit garages

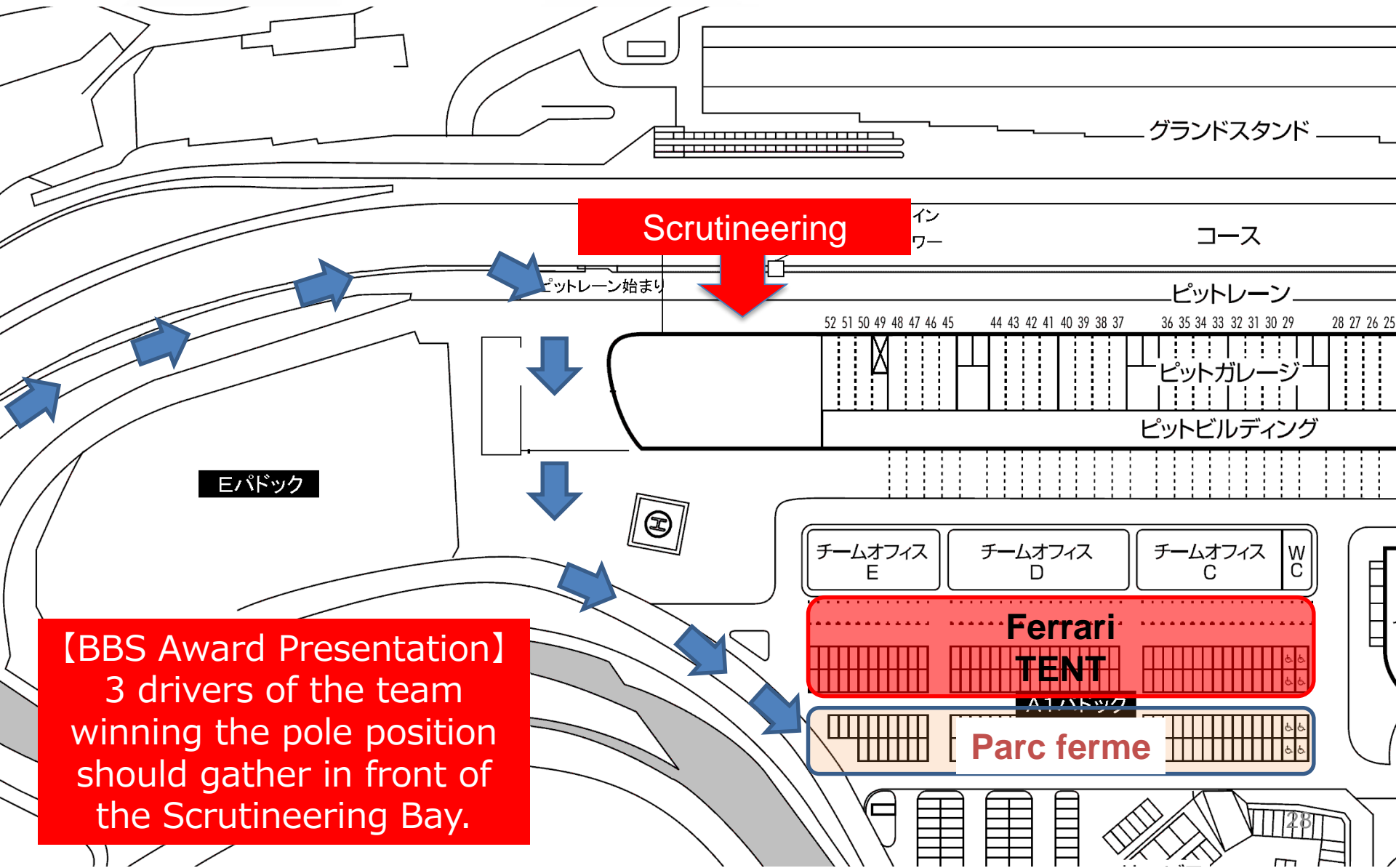
After pole shoot OUT

All cars to PF(A Paddock)

After the race

on track at the end of the
deceleration lap

Parc fermé(Pole Shootout)



Scrutineering

グランドスタンド

コース

ピットレーン

ピットガレージ

ピットビルディング

エパドック

チームオフィス
E

チームオフィス
D

チームオフィス
C

W
C

Ferrari
TENT

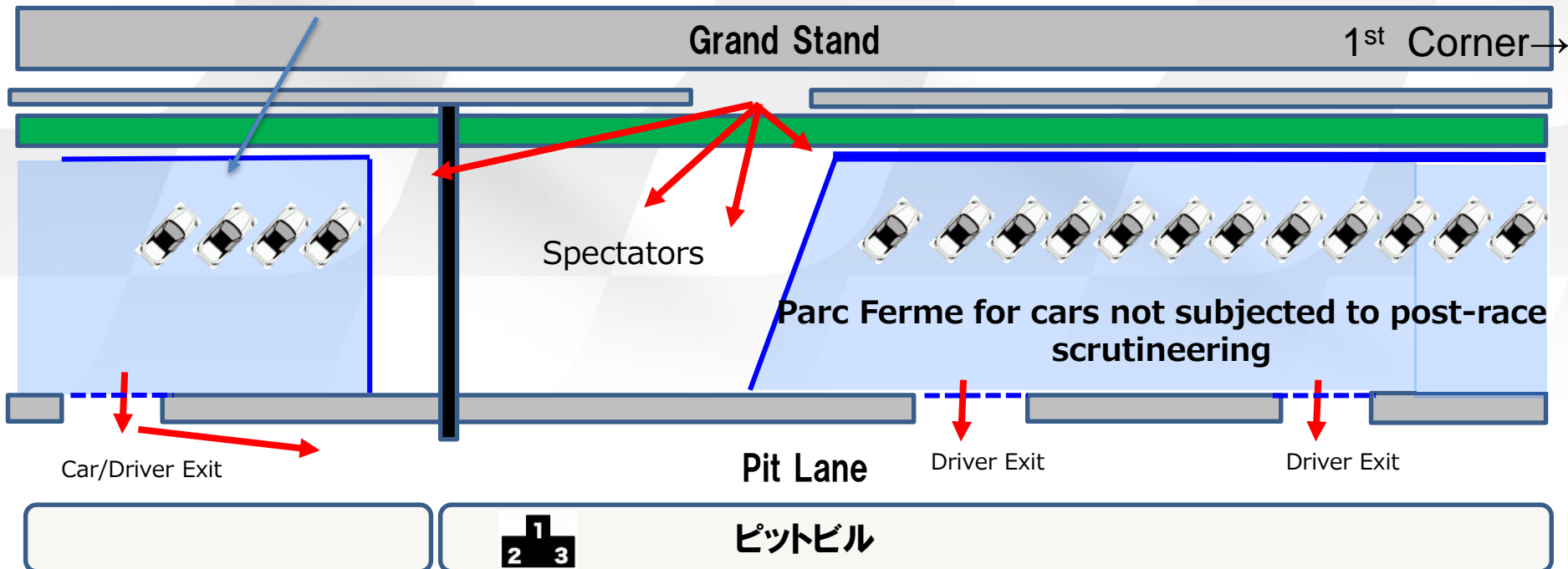
Parc ferme

【BBS Award Presentation】
3 drivers of the team
winning the pole position
should gather in front of
the Scrutineering Bay.

Parc fermé(Race)

- (1) After the finish of the race, please proceed to Front Straight at reduced speed without coming back to pit.
- (2) Marshals at the exit of the last turn will direct cars to be placed under Parc Ferme.
- (3) Please follow the marshal's instructions and park the cars at 45 degrees against Grand Stand.
- (4) Team mechanics for cars picked up for post-race scrutineering are requested to push their cars to the scrutineering garage.
- (5) Only 4 mechanics wearing red armbands may access the Parc Ferme area to push or cool the cars and hand over drinks to the drivers.
- (6) Parc Ferme will be fenced off with the public permitted to access the track

Parc Ferme for cars subjected to post-race scrutineering

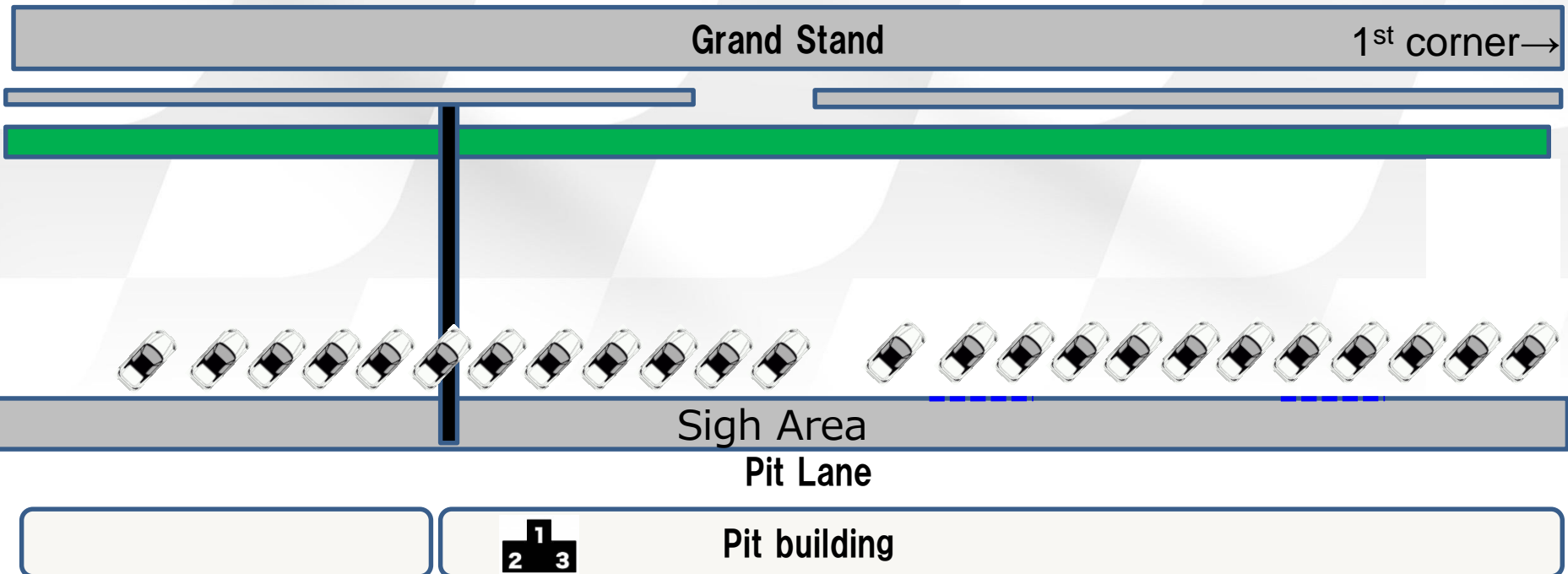


Start Ceremony

After the Warm-up Practice, “Top 10 Drivers’ Presentation” Ceremony for the top 10 drivers from qualifying will be held.

At the end of Reconnaissance Laps, cars will take Le-Mans style formation on the dummy grids.

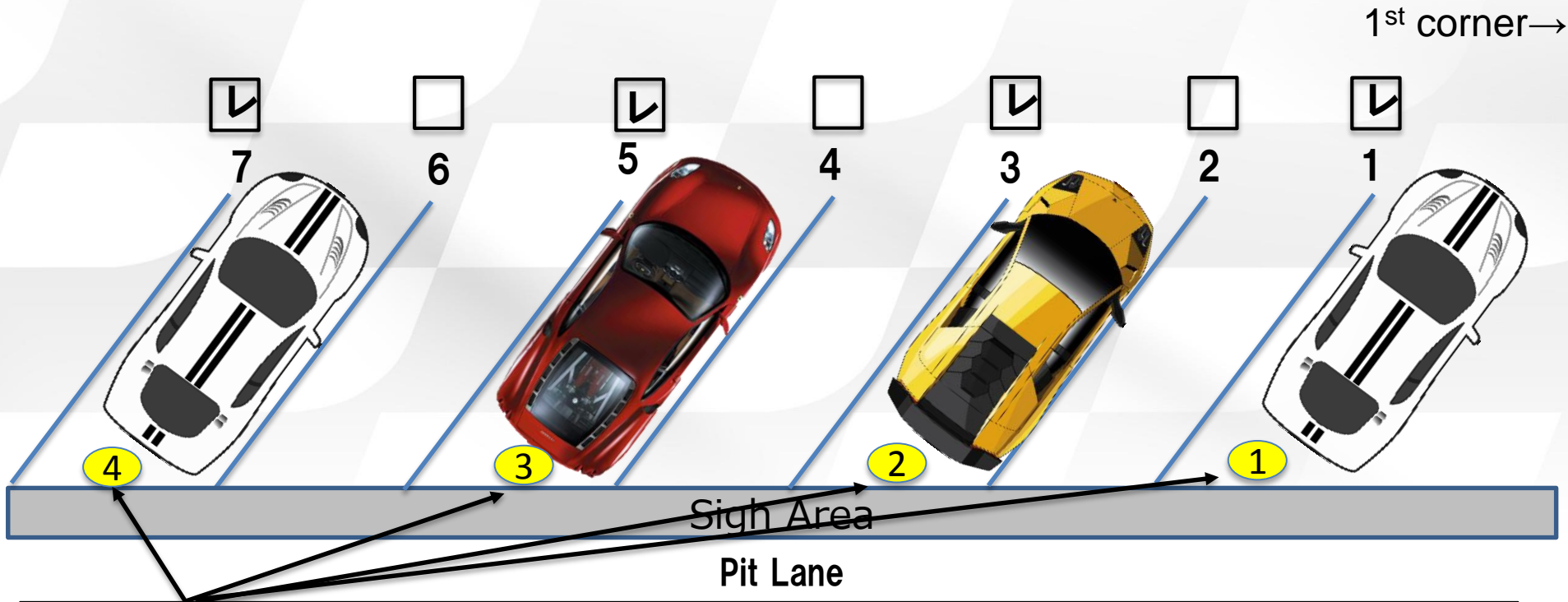
Upon all cars on the grids, there will be grid walkabout, parade and national anthem. Please see the starting procedure for details.



Dummy grid position

The dummy grid to be arranged before the formation lap uses odd numbers (1, 3, 5, 7, . . .) of Le Mans grid.

Please stop the car on the 1 corner side of the odd grid line.




On Sunday morning, the grid No. is written on the road.
Please confirm where the team's grid location will be.

National anthem

When national anthem singing, please arrange it in about 2 rows facing the GroundStand direction.

There is no restriction on the number of people in line. Please be careful not to hinder the next team.

1st corner→



Sigh Area

Pit Lane

1

Event: 2

2

Team: 2 2 2 2 2 2 Car Number: 2

2

Driver: 2

2

Car(s) Involved: 2

2

Time of the Incident: 2 2 2 2 Lap: 2 2 Turn: 2 2 2

2

Description of the Incident: 2

2

2

2

2

2

2

Plan of the Incident: 2

2

2

2

2

2

2

Time of the Incident: 2 2 2 2 2 2 Signature: 2 2

2

2

Race Director's Comments: 2

2

Sent to the Stewards at: 2

2

To be handed by the Entrant to the Race Director and/or the Sporting Director at the latest 30 minutes after the chequered flag. This report is not an official protest but purely information for the Race Director. This report can only be used for requests involving your team cars.

2

A compteur portable concurrent au directeur de course et/ou directeur sportif plus tard 30 minutes

Date: [] [] [] [] [] []

?

Event: [?]

?

Team: [?]

?

Numéro de voiture 25 Start number: 2

☐ ☐ ☐

Nom	Name	

?

Concerne?? concerns??

Briefing?

□ □ □ □

Free practice / Essais libres

☐ ☐ ☐ ☐

Qualifying?/Essais qualificatifs?

☐ ☐ ☐ ☐

Race?/Course?

?

Demande ☐ request ☐

?

?

?

?

?

2

2

2

3

[

Time – Heure :

Signature :

?

Race director's comments:

?

Sent to the Stewards at:

??

?

OFFICES

in the race control tower
on the 2nd floor

CoC : OFFICE H

Stewards: OFFICE G

