



NGK SPARK PLUGS

SUZUKA 2&4 RACE



予選・決勝 SAT 決勝 SUN

4/22-23

2023 MFJ全日本ロードレース選手権シリーズ 第2戦

JSB1000 特別スポーツ走行 A Gr. 1回目

2023 / 4 / 20 :

SUZUKA CIRCUIT
Full Course 2-Wheels(5,821m)

個別ラップ表

Weather :Fine
Track :Dry

No	1	Best Time	2'06.697	165.399 km/h
Name	中須賀 克行 Katsuyuki NAKASUGA	Total Time	43'04.326	14 Laps
Team	YAMAHA FACTORY RACING TEAM	Average Lap Time	3'07.750	
Type	YZF-R1	Today's Rank	1 / 11	
		Today's Top Time	2'06.697	165.399 km/h
No	1 (Driver1)	Best Time	2'06.697	165.399 km/h
Name	中須賀 克行 Katsuyuki NAKASUGA	Total Time	22'38.087	7 Laps
Team	YAMAHA FACTORY RACING TEAM	Average Lap Time	2'38.592	
Type	YZF-R1	Today's Rank	1 / 4	
		Today's Top Time	2'06.697	165.399 km/h
No	1 (Driver2)	Best Time		km/h
Name	中須賀 克行	Total Time		Laps
Team	YAMAHA FACTORY RACING TEAM	Average Lap Time		
Type	YZF-R1	Today's Rank		
		Today's Top Time	2'06.697	165.399 km/h
No	1 (Driver3)	Best Time		km/h
Name	Katsuyuki NAKASUGA	Total Time		Laps
Team	YAMAHA FACTORY RACING TEAM	Average Lap Time		
Type	YZF-R1	Today's Rank		
		Today's Top Time	2'06.697	165.399 km/h

Lap	Passing Time	Lap Time	Sec1	Sec2	Sec3	Sec4	km/h	Driver No
1.	2'23.575			23.711	48.319	24.895	277.098	0
2.	4'32.242	2'08.667 (10)	36.075	21.801	46.981	23.810	295.758	0
3.	6'40.419	2'08.177 (9)	35.392	21.831	47.246	23.708	288.947	0
4.	8'48.262	2'07.843 (7)	34.963	21.875	47.396	23.609	296.757	0
5.	10'56.167	2'07.905 (8)	35.364	21.780	47.147	23.614	294.765	0
6.	13'03.351	2'07.184 (2)	35.400	21.587	46.746	23.451	291.827	0
7.	20'26.239	7'22.888 (13)	38.976	21.948	52.247	38.587	240.000	0
		Pit						
8.	27'12.774	6'46.535 (12)	5'12.810	22.602	47.642	23.481	291.827	1
9.	29'19.471	B 2'06.697 (1)	35.040	21.439	46.731	23.487	296.757	1
10.	31'26.991	2'07.520 (5)	35.319	21.595	47.088	23.518	288.000	1
11.	33'34.458	2'07.467 (4)	35.511	21.667	46.944	23.345	292.800	1
12.	35'42.277	2'07.819 (6)	35.203	21.634	47.426	23.556	291.827	1
13.	40'56.901	5'14.624 (11)	37.765	21.967	48.263	23.706	290.861	1
14.	43'04.326	2'07.425 (3)	35.173	21.662	47.186	23.404	292.800	1



NGK SPARK PLUGS

SUZUKA 2&4 RACE



予選・決勝 SAT 決勝 SUN

4/22-23

2023 MFJ全日本ロードレース選手権シリーズ 第2戦

JSB1000 特別スポーツ走行 A Gr. 1回目

2023 / 4 / 20 :

SUZUKA CIRCUIT
Full Course 2-Wheels(5,821m)

個別ラップ表

Weather :Fine
Track :Dry

No	7	Best Time	2'07.976	163.746 km/h
Name	岩田 悟 Satoru IWATA	Total Time	43'43.310	11 Laps
Team	Team ATJ	Average Lap Time	4'05.124	
Type	CBR1000RR-R	Today's Rank	3 / 11	
		Today's Top Time	2'06.697	165.399 km/h

No	7 (Driver1)	Best Time	2'07.976	163.746 km/h
Name	岩田 悟 Satoru IWATA	Total Time	43'43.310	11 Laps
Team	Team ATJ	Average Lap Time	4'05.124	
Type	CBR1000RR-R	Today's Rank	2 / 4	
		Today's Top Time	2'06.697	165.399 km/h

No	7 (Driver2)	Best Time		km/h
Name	岩田 悟	Total Time		Laps
Team	Team ATJ	Average Lap Time		
Type	CBR1000RR-R	Today's Rank		
		Today's Top Time	2'06.697	165.399 km/h

No	7 (Driver3)	Best Time		km/h
Name	Satoru IWATA	Total Time		Laps
Team	Team ATJ	Average Lap Time		
Type	CBR1000RR-R	Today's Rank		
		Today's Top Time	2'06.697	165.399 km/h

Lap	Passing Time	Lap Time	Sec1	Sec2	Sec3	Sec4	km/h	Driver No
				25.510	52.366	25.568	288.000	1
1.	2'52.064							
		2'11.778 (8)	37.095	22.500	48.281	23.902	292.800	1
2.	5'03.842							
		2'11.181 (7)	36.759	22.083	48.632	23.707	297.763	1
3.	7'15.023							
		2'09.467 (5)	35.981	21.906	47.966	23.614	292.800	1
4.	9'24.490							
		2'09.343 (4)	36.006	21.908	47.254	24.175	288.947	1
5.	11'33.833							
		B 2'07.976 (1)	35.485	21.719	47.211	23.561	290.861	1
6.	13'41.809							
		2'08.454 (3)	35.288	21.881	47.587	23.698	290.861	1
7.	15'50.263							
		2'27.968 (9)	37.055	23.054	51.475	36.384	272.795	1
8.	18'18.231	Pit						
		21'06.145 (10)	19'25.163	24.091	52.163	24.728	289.901	1
9.	39'24.376							
		2'10.507 (6)	36.006	22.071	48.012	24.418	293.779	1
10.	41'34.883							
		2'08.427 (2)	35.517	21.905	47.311	23.694	291.827	1
11.	43'43.310							



NGK SPARK PLUGS

SUZUKA 2&4 RACE



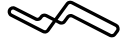
予選・決勝 SAT 決勝 SUN

4/22-23

2023 MFJ全日本ロードレース選手権シリーズ 第2戦

JSB1000 特別スポーツ走行 A Gr. 1回目

2023 / 4 / 20 :



SUZUKA CIRCUIT

個別ラップ表

Weather :Fine

Track :Dry

Full Course 2-Wheels(5,821m)

No	10	Best Time	2'08.688	162.840 km/h
Name	清成 龍一 Ryuichi KIYONARI	Total Time	44'45.107	16 Laps
Team	TOHO Racing	Average Lap Time	2'48.854	
Type	CBR1000RR-R	Today's Rank	4 / 11	
		Today's Top Time	2'06.697	165.399 km/h
No	10 (Driver1)	Best Time		km/h
Name	清成 龍一 Ryuichi KIYONARI	Total Time		Laps
Team	TOHO Racing	Average Lap Time		
Type	CBR1000RR-R	Today's Rank		
		Today's Top Time	2'06.697	165.399 km/h
No	10 (Driver2)	Best Time		km/h
Name	清成 龍一	Total Time		Laps
Team	TOHO Racing	Average Lap Time		
Type	CBR1000RR-R	Today's Rank		
		Today's Top Time	2'06.697	165.399 km/h
No	10 (Driver3)	Best Time		km/h
Name	Ryuichi KIYONARI	Total Time		Laps
Team	TOHO Racing	Average Lap Time		
Type	CBR1000RR-R	Today's Rank		
		Today's Top Time	2'06.697	165.399 km/h

Lap	Passing Time	Lap Time	Sec1	Sec2	Sec3	Sec4	km/h	Driver No
				24.279	50.719	25.041	290.861	0
1.	2'32.297							
		2'15.558 (11)	37.560	23.637	49.619	24.742	287.059	0
2.	4'47.855							
		2'11.238 (10)	36.164	22.658	48.133	24.283	290.861	0
3.	6'59.093							
		2'10.113 (9)	35.785	22.289	48.002	24.037	289.901	0
4.	9'09.206							
		2'09.507 (6)	35.698	22.030	47.713	24.066	289.901	0
5.	11'18.713							
		2'09.326 (3)	35.733	22.001	47.732	23.860	288.947	0
6.	13'28.039							
		2'08.914 (2)	35.561	21.984	47.523	23.846	289.901	0
7.	15'36.953							
		2'09.535 (7)	36.030	22.093	47.647	23.765	289.901	0
8.	17'46.488							
		2'26.473 (13)	35.501	21.990	49.082	39.900	286.124	0
9.	20'12.961	Pit						
		9'14.004 (15)	7'29.800	22.670	57.026	24.508	289.901	0
10.	29'26.965							
		2'23.595 (12)	35.885	21.982	47.774	37.954	288.000	0
11.	31'50.560	Pit						
		4'17.281 (14)	2'42.175	22.563	47.697	24.846	286.124	0
12.	36'07.841							
		2'09.504 (5)	35.674	21.921	48.244	23.665	290.861	0
13.	38'17.345							
		2'09.402 (4)	35.938	22.186	47.512	23.766	290.861	0
14.	40'26.747							
		B 2'08.688 (1)	35.523	21.841	47.290	24.034	292.800	0
15.	42'35.435							
		2'09.672 (8)	35.389	21.810	47.879	24.594	288.947	0
16.	44'45.107							



NGK SPARK PLUGS

SUZUKA 2&4 RACE



予選・決勝 SAT 決勝 SUN

4/22-23

2023 MFJ全日本ロードレース選手権シリーズ 第2戦

JSB1000 特別スポーツ走行 A Gr. 1回目

2023 / 4 / 20 :



SUZUKA CIRCUIT

個別ラップ表

Weather :Fine

Track :Dry

Full Course 2-Wheels(5,821m)

No	14	Best Time	2'12.459	158.204 km/h
Name	中富 伸一 Shinichi NAKATOMI	Total Time	40'18.902	9 Laps
Team	WaveinnR	Average Lap Time	4'43.568	
Type	YZF-R1	Today's Rank	9 / 11	
		Today's Top Time	2'06.697	165.399 km/h
No	14 (Driver1)	Best Time	2'12.459	158.204 km/h
Name	中富 伸一 Shinichi NAKATOMI	Total Time	40'18.902	9 Laps
Team	WaveinnR	Average Lap Time	4'43.568	
Type	YZF-R1	Today's Rank	4 / 4	
		Today's Top Time	2'06.697	165.399 km/h
No	14 (Driver2)	Best Time		km/h
Name	中富 伸一	Total Time		Laps
Team	WaveinnR	Average Lap Time		
Type	YZF-R1	Today's Rank		
		Today's Top Time	2'06.697	165.399 km/h
No	14 (Driver3)	Best Time		km/h
Name	Shinichi NAKATOMI	Total Time		Laps
Team	WaveinnR	Average Lap Time		
Type	YZF-R1	Today's Rank		
		Today's Top Time	2'06.697	165.399 km/h

Lap	Passing Time	Lap Time	Sec1	Sec2	Sec3	Sec4	km/h	Driver No
1.	2'30.357			24.474	50.748	26.614	266.182	1
2.	4'44.845	2'14.488 (5)	37.327	22.698	49.292	25.171	281.538	1
3.	11'06.163	6'21.318 (7)	37.432	22.851	48.903	24.740	285.195	1
4.	13'18.893	2'12.730 (3)	36.617	22.546	48.818	24.749	285.195	1
5.	15'31.352	B 2'12.459 (1)	36.665	22.428	48.652	24.714	285.195	1
6.	31'41.333	16'09.981 (8)	37.897	23.049	49.116	24.474	286.124	1
7.	33'54.053	2'12.720 (2)	36.655	22.560	48.696	24.809	288.000	1
8.	38'06.149	4'12.096 (6)	37.267	22.623	49.129	24.723	285.195	1
9.	40'18.902	2'12.753 (4)	36.572	22.629	48.740	24.812	277.975	1



NGK SPARK PLUGS

SUZUKA 2&4 RACE



予選・決勝 SAT 決勝 SUN

4/22-23

2023 MFJ全日本ロードレース選手権シリーズ 第2戦

JSB1000 特別スポーツ走行 A Gr. 1回目

2023 / 4 / 20 :



SUZUKA CIRCUIT

個別ラップ表

Weather :Fine

Track :Dry

Full Course 2-Wheels(5,821m)

No	16	Best Time	2'07.956	163.772 km/h
Name	日浦 大治朗 Daijiro HIURA	Total Time	39'35.648	10 Laps
Team	Honda Dream RT SAKURAI HONDA	Average Lap Time	4'08.181	
Type	CBR1000RR-R	Today's Rank	2 / 11	
		Today's Top Time	2'06.697	165.399 km/h

No	16 (Driver1)	Best Time		km/h
Name	日浦 大治朗 Daijiro HIURA	Total Time		Laps
Team	Honda Dream RT SAKURAI HONDA	Average Lap Time		
Type	CBR1000RR-R	Today's Rank		
		Today's Top Time	2'06.697	165.399 km/h

No	16 (Driver2)	Best Time		km/h
Name	日浦 大治朗	Total Time		Laps
Team	Honda Dream RT SAKURAI HONDA	Average Lap Time		
Type	CBR1000RR-R	Today's Rank		
		Today's Top Time	2'06.697	165.399 km/h

No	16 (Driver3)	Best Time		km/h
Name	Daijiro HIURA	Total Time		Laps
Team	Honda Dream RT SAKURAI HONDA	Average Lap Time		
Type	CBR1000RR-R	Today's Rank		
		Today's Top Time	2'06.697	165.399 km/h

Lap	Passing Time	Lap Time	Sec1	Sec2	Sec3	Sec4	km/h	Driver No
1.	2'22.016			23.689	50.128	24.742	293.779	0
2.	4'31.514	2'09.498 (5)	36.285	22.125	47.263	23.825	292.800	0
3.	6'39.863	2'08.349 (3)	35.271	21.822	47.534	23.722	300.822	0
4.	8'48.121	2'08.258 (2)	35.246	22.063	47.355	23.594	296.757	0
5.	10'56.077	B 2'07.956 (1)	35.391	21.827	47.113	23.625	296.757	0
6.	30'42.374	19'46.297 (9)	41.546	23.448	49.829	24.409	295.758	0
7.	32'51.457	2'09.083 (4)	35.766	21.923	47.775	23.619	297.763	0
8.	35'01.906	2'10.449 (7)	35.797	22.735	48.100	23.817	298.776	0
9.	37'11.726	2'09.820 (6)	35.341	21.687	49.101	23.691	297.763	0
10.	39'35.648 Pit	2'23.922 (8)	35.285	21.724	47.912	39.001	282.444	0



NGK SPARK PLUGS

SUZUKA 2&4 RACE



予選・決勝 SAT 決勝 SUN

4/22-23

2023 MFJ全日本ロードレース選手権シリーズ 第2戦

JSB1000 特別スポーツ走行 A Gr. 1回目

2023 / 4 / 20 :



SUZUKA CIRCUIT

個別ラップ表

Weather :Fine

Full Course 2-Wheels(5,821m)

Track :Dry

No	18	Best Time	2'10.586	160.474 km/h
Name	漣美心 Cocoro ATSUMI	Total Time	44'50.380	15 Laps
Team	S-PULSE DREAM RACING ITEC	Average Lap Time	3'01.370	
Type	GSX-R1000R	Today's Rank	6 / 11	
		Today's Top Time	2'06.697	165.399 km/h

No	18 (Driver1)	Best Time		km/h
Name	漣美心 Cocoro ATSUMI	Total Time		Laps
Team	S-PULSE DREAM RACING ITEC	Average Lap Time		
Type	GSX-R1000R	Today's Rank		
		Today's Top Time	2'06.697	165.399 km/h

No	18 (Driver2)	Best Time		km/h
Name	漣美心	Total Time		Laps
Team	S-PULSE DREAM RACING ITEC	Average Lap Time		
Type	GSX-R1000R	Today's Rank		
		Today's Top Time	2'06.697	165.399 km/h

No	18 (Driver3)	Best Time		km/h
Name	Cocoro ATSUMI	Total Time		Laps
Team	S-PULSE DREAM RACING ITEC	Average Lap Time		
Type	GSX-R1000R	Today's Rank		
		Today's Top Time	2'06.697	165.399 km/h

Lap	Passing Time	Lap Time	Sec1	Sec2	Sec3	Sec4	km/h	Driver No
				24.982	51.585	26.647	262.209	0
1.	2'31.191							
		2'16.552 (11)	38.300	23.882	49.640	24.730	289.901	0
2.	4'47.743							
		2'14.868 (10)	37.367	23.182	49.712	24.607	289.901	0
3.	7'02.611							
		2'14.128 (9)	37.134	22.873	49.503	24.618	290.861	0
4.	9'16.739							
		2'24.357 (12)	36.881	22.749	48.795	35.932	279.745	0
5.	11'41.096	Pit						
		8'19.884 (14)	6'26.813	23.354	50.269	39.448	214.768	0
6.	20'00.980	Pit						
		7'17.251 (13)	5'40.539	23.085	48.961	24.666	289.901	0
7.	27'18.231							
		2'12.273 (7)	36.824	22.765	48.435	24.249	288.947	0
8.	29'30.504							
		2'11.400 (4)	36.430	22.593	48.266	24.111	291.827	0
9.	31'41.904							
		2'11.482 (5)	36.391	22.414	48.590	24.087	292.800	0
10.	33'53.386							
		2'12.739 (8)	36.990	23.141	48.529	24.079	288.000	0
11.	36'06.125							
		B 2'10.586 (1)	36.321	22.412	48.014	23.839	287.059	0
12.	38'16.711							
		2'11.638 (6)	36.522	22.671	48.236	24.209	290.861	0
13.	40'28.349							
		2'10.648 (2)	36.244	22.425	48.104	23.875	289.901	0
14.	42'38.997							
		2'11.383 (3)	36.349	22.444	48.312	24.278	289.901	0
15.	44'50.380							



NGK SPARK PLUGS

SUZUKA 2&4 RACE



予選・決勝 SAT 決勝 SUN

4/22-23

2023 MFJ全日本ロードレース選手権シリーズ 第2戦

JSB1000 特別スポーツ走行 A Gr. 1回目

2023 / 4 / 20 :



SUZUKA CIRCUIT

個別ラップ表

Weather :Fine

Full Course 2-Wheels(5,821m)

Track :Dry

No	20	Best Time	2'11.482	159.380 km/h
Name	黒木 玲徳 Reitoku KUROGI	Total Time	43'54.396	14 Laps
Team	GOSHI Racing	Average Lap Time	3'08.516	
Type	CBR1000RR-R	Today's Rank	7 / 11	
		Today's Top Time	2'06.697	165.399 km/h

No	20 (Driver1)	Best Time		km/h
Name		Total Time		Laps
Team	GOSHI Racing	Average Lap Time		
Type	CBR1000RR-R	Today's Rank		
		Today's Top Time	2'06.697	165.399 km/h

No	20 (Driver2)	Best Time		km/h
Name	黒木 玲徳	Total Time		Laps
Team	GOSHI Racing	Average Lap Time		
Type	CBR1000RR-R	Today's Rank		
		Today's Top Time	2'06.697	165.399 km/h

No	20 (Driver3)	Best Time		km/h
Name	Reitoku KUROGI	Total Time		Laps
Team	GOSHI Racing	Average Lap Time		
Type	CBR1000RR-R	Today's Rank		
		Today's Top Time	2'06.697	165.399 km/h

Lap	Passing Time	Lap Time	Sec1	Sec2	Sec3	Sec4	km/h	Driver No
1.	3'03.677			25.218	53.258	27.031	253.873	0
2.	5'21.413	2'17.736 (9)	37.834	23.284	50.988	25.630	273.645	0
3.	7'36.784	2'15.371 (8)	37.949	23.463	49.110	24.849	292.800	0
4.	9'50.883	2'14.099 (6)	36.874	22.769	49.077	25.379	293.779	0
5.	12'04.869	2'13.986 (5)	37.143	22.761	49.178	24.904	290.861	0
6.	14'17.929	2'13.060 (3)	36.805	22.856	48.678	24.721	292.800	0
7.	16'57.989	2'40.060 (10)	37.490	22.971	56.292	43.307	216.355	0
8.	20'16.738	3'18.749 (11)	2'45.387					0
9.	28'22.990	8'06.252 (13)	6'22.106	23.750	53.646	26.750	219.600	0
10.	30'37.594	2'14.604 (7)	37.183	23.013	49.496	24.912	293.779	0
11.	32'50.730	2'13.136 (4)	36.753	22.787	48.842	24.754	288.947	0
12.	35'03.138	2'12.408 (2)	36.388	22.570	48.752	24.698	293.779	0
13.	37'14.620	B 2'11.482 (1)	36.358	22.378	48.437	24.309	290.861	0
14.	43'54.396	6'39.776 (12)	38.301	22.971	51.728	24.518	292.800	0



NGK SPARK PLUGS

SUZUKA 2&4 RACE



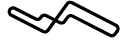
予選・決勝 SAT 決勝 SUN

4/22-23

2023 MFJ全日本ロードレース選手権シリーズ 第2戦

JSB1000 特別スポーツ走行 A Gr. 1回目

2023 / 4 / 20 :



SUZUKA CIRCUIT

個別ラップ表

Weather :Fine

Track :Dry

Full Course 2-Wheels(5,821m)

No	22	Best Time	2'11.518	159.336 km/h
Name	星野 知也 Tomoya HOSHINO	Total Time	44'58.506	12 Laps
Team	TONE RT SYNCEDGE4413 BMW	Average Lap Time	3'38.138	
Type	M1000RR	Today's Rank	8 / 11	
		Today's Top Time	2'06.697	165.399 km/h
No	22 (Driver1)	Best Time	2'11.518	159.336 km/h
Name	星野 知也 Tomoya HOSHINO	Total Time	39'59.528	11 Laps
Team	TONE RT SYNCEDGE4413 BMW	Average Lap Time	3'15.389	
Type	M1000RR	Today's Rank	3 / 4	
		Today's Top Time	2'06.697	165.399 km/h
No	22 (Driver2)	Best Time		km/h
Name	星野 知也	Total Time		Laps
Team	TONE RT SYNCEDGE4413 BMW	Average Lap Time		
Type	M1000RR	Today's Rank		
		Today's Top Time	2'06.697	165.399 km/h
No	22 (Driver3)	Best Time		km/h
Name	Tomoya HOSHINO	Total Time		Laps
Team	TONE RT SYNCEDGE4413 BMW	Average Lap Time		
Type	M1000RR	Today's Rank		
		Today's Top Time	2'06.697	165.399 km/h

Lap	Passing Time	Lap Time	Sec1	Sec2	Sec3	Sec4	km/h	Driver No
1.	4'58.978	Pit						0
2.	12'24.609	Pit	7'25.631 (10)	6'53.200				1
3.	20'07.989	Pit	7'43.380 (11)	7'10.798				1
4.	27'19.006		7'11.017 (9)	5'33.647	23.140	49.028	25.202	290.861
5.	29'31.057		2'12.051 (4)	36.174	22.764	48.500	24.613	288.000
6.	31'42.600		2'11.543 (2)	36.066	22.536	48.417	24.524	290.861
7.	33'54.276		2'11.676 (3)	36.138	22.512	48.282	24.744	290.861
8.	36'06.751		2'12.475 (6)	36.251	22.791	48.645	24.788	284.272
9.	38'18.269	B 2'11.518	(1)	36.028	22.544	48.522	24.424	288.947
10.	40'32.889		2'14.620 (8)	37.128	22.946	49.514	25.032	284.272
11.	42'46.195		2'13.306 (7)	36.669	22.712	49.092	24.833	285.195
12.	44'58.506		2'12.311 (5)	36.364	22.707	49.029	24.211	286.124



NGK SPARK PLUGS

SUZUKA 2&4 RACE



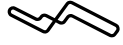
予選・決勝 SAT 決勝 SUN

4/22-23

2023 MFJ全日本ロードレース選手権シリーズ 第2戦

JSB1000 特別スポーツ走行 A Gr. 1回目

2023 / 4 / 20 :



SUZUKA CIRCUIT

個別ラップ表

Weather :Fine

Track :Dry

Full Course 2-Wheels(5,821m)

No	30	Best Time	2'13.213	157.309 km/h
Name	樋口 耕太 Kota HIGUCHI	Total Time	44'22.783	12 Laps
Team	FACTORY HIRO H.L.O RACING	Average Lap Time	3'44.762	
Type	GSX-R1000R	Today's Rank	10 / 11	
		Today's Top Time	2'06.697	165.399 km/h
No	30 (Driver1)	Best Time		km/h
Name	樋口 耕太 Kota HIGUCHI	Total Time		Laps
Team	FACTORY HIRO H.L.O RACING	Average Lap Time		
Type	GSX-R1000R	Today's Rank		
		Today's Top Time	2'06.697	165.399 km/h
No	30 (Driver2)	Best Time		km/h
Name	樋口 耕太	Total Time		Laps
Team	FACTORY HIRO H.L.O RACING	Average Lap Time		
Type	GSX-R1000R	Today's Rank		
		Today's Top Time	2'06.697	165.399 km/h
No	30 (Driver3)	Best Time		km/h
Name	Kota HIGUCHI	Total Time		Laps
Team	FACTORY HIRO H.L.O RACING	Average Lap Time		
Type	GSX-R1000R	Today's Rank		
		Today's Top Time	2'06.697	165.399 km/h

Lap	Passing Time	Lap Time	Sec1	Sec2	Sec3	Sec4	km/h	Driver No
1.	3'10.397							0
2.	5'28.177	2'17.780 (10)						0
3.	7'42.918	2'14.741 (7)						0
4.	9'56.268	2'13.350 (3)	36.783	22.720	49.007	24.840	288.000	0
5.	12'09.679	2'13.411 (4)	36.921	22.795	49.029	24.666	285.195	0
6.	14'22.989	2'13.310 (2)	36.737	22.846	48.794	24.933	285.195	0
7.	33'11.637	18'48.648 (11)	38.674	24.648	51.382	25.663	282.444	0
8.	35'26.660	2'15.023 (8)	37.529	22.899	49.449	25.146	286.124	0
9.	37'40.370	2'13.710 (5)	37.120	22.865	49.220	24.505	288.000	0
10.	39'55.778	2'15.408 (9)	37.362	23.413	49.600	25.033	285.195	0
11.	42'09.570	2'13.792 (6)	37.077	22.804	49.271	24.640	287.059	0
12.	44'22.783	B 2'13.213 (1)	36.757	22.864	48.943	24.649	287.059	0



NGK SPARK PLUGS

SUZUKA 2&4 RACE



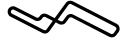
予選・決勝 SAT 決勝 SUN

4/22-23

2023 MFJ全日本ロードレース選手権シリーズ 第2戦

JSB1000 特別スポーツ走行 A Gr. 1回目

2023 / 4 / 20 :



SUZUKA CIRCUIT

個別ラップ表

Weather :Fine

Track :Dry

Full Course 2-Wheels(5,821m)

No	38	Best Time	2'09.850	161.383 km/h
Name	伊藤 和輝 Kazuki ITOU	Total Time	38'45.080	12 Laps
Team	Honda Dream RT SAKURAI HONDA	Average Lap Time	3'18.257	
Type	CBR1000RR-R	Today's Rank	5 / 11	
		Today's Top Time	2'06.697	165.399 km/h

No	38 (Driver1)	Best Time		km/h
Name	伊藤 和輝 Kazuki ITOU	Total Time		Laps
Team	Honda Dream RT SAKURAI HONDA	Average Lap Time		
Type	CBR1000RR-R	Today's Rank		
		Today's Top Time	2'06.697	165.399 km/h

No	38 (Driver2)	Best Time		km/h
Name	伊藤 和輝	Total Time		Laps
Team	Honda Dream RT SAKURAI HONDA	Average Lap Time		
Type	CBR1000RR-R	Today's Rank		
		Today's Top Time	2'06.697	165.399 km/h

No	38 (Driver3)	Best Time		km/h
Name	Kazuki ITOU	Total Time		Laps
Team	Honda Dream RT SAKURAI HONDA	Average Lap Time		
Type	CBR1000RR-R	Today's Rank		
		Today's Top Time	2'06.697	165.399 km/h

Lap	Passing Time	Lap Time	Sec1	Sec2	Sec3	Sec4	km/h	Driver No
				24.230	50.394	25.529	270.277	0
1.	2'24.251							
		2'11.168 (8)	36.428	22.316	48.234	24.190	290.861	0
2.	4'35.419	B 2'09.850 (1)	35.860	22.202	47.853	23.935	291.827	0
3.	6'45.269	2'10.155 (2)	35.787	22.147	47.796	24.425	295.758	0
4.	8'55.424	2'18.013 (9)	39.186	22.864	51.562	24.401	284.272	0
5.	11'13.437	2'10.793 (5)	36.076	22.302	48.203	24.212	288.947	0
6.	13'24.230	2'10.217 (3)	35.797	22.211	48.130	24.079	288.947	0
7.	15'34.447	14'19.430 (11)	44.776	25.544	51.948	25.443	283.355	0
8.	29'53.877	2'18.627 (10)	41.174	23.522	49.338	24.593	291.827	0
9.	32'12.504	2'10.809 (6)	35.992	22.396	48.246	24.175	291.827	0
10.	34'23.313	2'11.094 (7)	36.457	22.342	48.246	24.049	286.124	0
11.	36'34.407	2'10.673 (4)	36.050	22.260	48.141	24.222	288.000	0
12.	38'45.080							



NGK SPARK PLUGS

SUZUKA 2&4 RACE



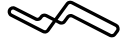
予選・決勝 SAT 決勝 SUN

4/22-23

2023 MFJ全日本ロードレース選手権シリーズ 第2戦

JSB1000 特別スポーツ走行 A Gr. 1回目

2023 / 4 / 20 :



SUZUKA CIRCUIT

個別ラップ表

Weather :Fine

Full Course 2-Wheels(5,821m)

Track :Dry

No	64	Best Time	2'16.188	153.873 km/h
Name	吉田 愛乃助 Ainosuke YOSHIDA	Total Time	43'16.113	17 Laps
Team	TONE RT SYNCEDGE4413 BMW	Average Lap Time	2'33.189	
Type	M1000RR	Today's Rank	11 / 11	
		Today's Top Time	2'06.697	165.399 km/h
No	64 (Driver1)	Best Time		km/h
Name		Total Time		Laps
Team	TONE RT SYNCEDGE4413 BMW	Average Lap Time		
Type	M1000RR	Today's Rank		
		Today's Top Time	2'06.697	165.399 km/h
No	64 (Driver2)	Best Time		km/h
Name	吉田 愛乃助	Total Time		Laps
Team	TONE RT SYNCEDGE4413 BMW	Average Lap Time		
Type	M1000RR	Today's Rank		
		Today's Top Time	2'06.697	165.399 km/h
No	64 (Driver3)	Best Time		km/h
Name	Ainosuke YOSHIDA	Total Time		Laps
Team	TONE RT SYNCEDGE4413 BMW	Average Lap Time		
Type	M1000RR	Today's Rank		
		Today's Top Time	2'06.697	165.399 km/h

Lap	Passing Time	Lap Time	Sec1	Sec2	Sec3	Sec4	km/h	Driver No
				24.337	52.818	26.593	272.795	0
1.	2'25.080							
		2'20.529 (14)	38.989	23.734	51.182	26.624	279.745	0
2.	4'45.609							
		2'18.464 (13)	38.363	23.646	50.495	25.960	280.639	0
3.	7'04.073							
		2'18.307 (12)	38.270	23.318	50.749	25.970	280.639	0
4.	9'22.380							
		2'17.624 (9)	38.187	23.193	50.419	25.825	280.639	0
5.	11'40.004							
		2'17.715 (10)	38.267	23.241	50.464	25.743	281.538	0
6.	13'57.719							
		2'18.117 (11)	38.190	23.655	50.525	25.747	278.857	0
7.	16'15.836							
		2'17.314 (7)	37.987	23.405	50.343	25.579	280.639	0
8.	18'33.150							
		2'54.759 (15)	39.615	27.872	1'04.111	43.161	170.233	0
9.	21'27.909	Pit						
		5'50.915 (16)	4'11.165	23.507	50.459	25.784	280.639	0
10.	27'18.824							
		2'16.688 (4)	37.621	23.213	50.385	25.469	280.639	0
11.	29'35.512							
		2'16.852 (5)	37.864	23.218	50.374	25.396	279.745	0
12.	31'52.364							
		B 2'16.188 (1)	37.746	23.209	50.019	25.214	280.639	0
13.	34'08.552							
		2'16.662 (3)	37.836	23.208	50.130	25.488	280.639	0
14.	36'25.214							
		2'17.353 (8)	37.911	23.281	50.757	25.404	277.098	0
15.	38'42.567							
		2'17.220 (6)	38.019	23.398	50.383	25.420	280.639	0
16.	40'59.787							
		2'16.326 (2)	37.974	23.266	50.074	25.012	282.444	0
17.	43'16.113							



NGK SPARK PLUGS

SUZUKA 2&4 RACE



予選・決勝 SAT 決勝 SUN

4/22-23

2023 MFJ全日本ロードレース選手権シリーズ 第2戦

JSB1000 特別スポーツ走行 A Gr. 1回目

2023 / 4 / 20 :



SUZUKA CIRCUIT

個別ラップ表

Weather :Fine

Track :Dry

Full Course 2-Wheels(5,821m)

No	4	Best Time	2'09.181	162.219 km/h
Name	作本 輝介 Kosuke SAKUMOTO	Total Time	44'27.187	13 Laps
Team	AstemoHondaDreamSIRacing	Average Lap Time	3'30.319	
Type	CBR1000RR-R	Today's Rank	3 / 24	
		Today's Top Time	2'07.479	164.385 km/h
No	4 (Driver1)	Best Time		km/h
Name	作本 輝介 Kosuke SAKUMOTO	Total Time		Laps
Team	AstemoHondaDreamSIRacing	Average Lap Time		
Type	CBR1000RR-R	Today's Rank		
		Today's Top Time	2'06.697	165.399 km/h
No	4 (Driver2)	Best Time		km/h
Name	作本 輝介	Total Time		Laps
Team	AstemoHondaDreamSIRacing	Average Lap Time		
Type	CBR1000RR-R	Today's Rank		
		Today's Top Time	2'06.697	165.399 km/h
No	4 (Driver3)	Best Time		km/h
Name	Kosuke SAKUMOTO	Total Time		Laps
Team	AstemoHondaDreamSIRacing	Average Lap Time		
Type	CBR1000RR-R	Today's Rank		
		Today's Top Time	2'06.697	165.399 km/h

Lap	Passing Time	Lap Time	Sec1	Sec2	Sec3	Sec4	km/h	Driver No
				23.995	49.804	24.923	288.947	0
1.	2'23.357							
		2'10.336 (7)	36.219	22.376	47.726	24.015	297.763	0
2.	4'33.693	B 2'09.181 (1)	35.514	22.159	47.745	23.763	298.776	0
3.	6'42.874	2'09.256 (2)	35.610	22.155	47.623	23.868	297.763	0
4.	8'52.130	2'09.454 (3)	35.714	22.220	47.657	23.863	297.763	0
5.	11'01.584	8'53.690 (12)	38.404					0
6.	19'55.274	Pit						
		7'18.841 (11)	5'43.563	22.999	48.202	24.077	297.763	0
7.	27'14.115	2'10.240 (6)	35.728	22.134	48.064	24.314	296.757	0
8.	29'24.355	2'09.758 (4)	35.765	22.118	47.929	23.946	296.757	0
9.	31'34.113	2'10.208 (5)	35.964	22.249	47.789	24.206	295.758	0
10.	33'44.321	6'21.483 (10)	40.815	23.659	48.777	24.543	295.758	0
11.	40'05.804	2'10.626 (8)	36.265	22.340	47.910	24.111	298.776	0
12.	42'16.430	2'10.757 (9)	35.876	22.609	48.203	24.069	296.757	0
13.	44'27.187							



NGK SPARK PLUGS

SUZUKA 2&4 RACE



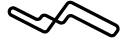
予選・決勝 SAT 決勝 SUN

4/22-23

2023 MFJ全日本ロードレース選手権シリーズ 第2戦

JSB1000 特別スポーツ走行 A Gr. 1回目

2023 / 4 / 20 :



SUZUKA CIRCUIT

個別ラップ表

Weather :Fine

Track :Dry

Full Course 2-Wheels(5,821m)

No	12	Best Time	2'08.244	163.404 km/h
Name	秋吉 耕佑 Kosuke AKIYOSHI	Total Time	43'13.986	11 Laps
Team	MurayamaUnso.Honda Dream.K.W	Average Lap Time	4'05.163	
Type	CBR1000RR-R	Today's Rank	2 / 24	
		Today's Top Time	2'07.479	164.385 km/h

No	12 (Driver1)	Best Time		km/h
Name	秋吉 耕佑 Kosuke AKIYOSHI	Total Time		Laps
Team	MurayamaUnso.Honda Dream.K.W	Average Lap Time		
Type	CBR1000RR-R	Today's Rank		
		Today's Top Time	2'06.697	165.399 km/h

No	12 (Driver2)	Best Time		km/h
Name	秋吉 耕佑	Total Time		Laps
Team	MurayamaUnso.Honda Dream.K.W	Average Lap Time		
Type	CBR1000RR-R	Today's Rank		
		Today's Top Time	2'06.697	165.399 km/h

No	12 (Driver3)	Best Time		km/h
Name	Kosuke AKIYOSHI	Total Time		Laps
Team	MurayamaUnso.Honda Dream.K.W	Average Lap Time		
Type	CBR1000RR-R	Today's Rank		
		Today's Top Time	2'06.697	165.399 km/h

Lap	Passing Time	Lap Time	Sec1	Sec2	Sec3	Sec4	km/h	Driver No
				23.694	50.172	24.829	289.901	0
1.	2'22.349							
		2'09.655 (7)	36.336	22.121	47.256	23.942	292.800	0
2.	4'32.004							
		2'08.410 (3)	35.536	21.866	47.272	23.736	295.758	0
3.	6'40.414							
		B 2'08.244 (1)	35.732	21.885	47.120	23.507	294.765	0
4.	8'48.658							
		2'08.849 (5)	35.750	22.044	47.297	23.758	292.800	0
5.	10'57.507							
		16'16.961 (10)	38.906	22.851	48.046	24.306	295.758	0
6.	27'14.468							
		2'09.360 (6)	35.640	22.088	47.892	23.740	299.795	0
7.	29'23.828							
		2'08.304 (2)	35.582	21.763	47.191	23.768	289.901	0
8.	31'32.132							
		2'08.603 (4)	35.573	21.937	47.376	23.717	291.827	0
9.	33'40.735							
		7'22.946 (9)	40.203	22.372	48.304	23.704	288.000	0
10.	41'03.681							
		2'10.305 (8)	35.762	22.645	47.971	23.927	288.947	0
11.	43'13.986							



NGK SPARK PLUGS

SUZUKA 2&4 RACE



予選・決勝 SAT 決勝 SUN

4/22-23

2023 MFJ全日本ロードレース選手権シリーズ 第2戦

JSB1000 特別スポーツ走行 A Gr. 1回目

2023 / 4 / 20 :



SUZUKA CIRCUIT

個別ラップ表

Weather :Fine

Track :Dry

Full Course 2-Wheels(5,821m)

No	27	Best Time	2'14.686	155.589 km/h
Name	新庄 雅浩 Masahiro SHINJO	Total Time	43'37.011	10 Laps
Team	Team TATARA aprilia	Average Lap Time	4'33.903	
Type	RSV4 Factory	Today's Rank	11 / 24	
		Today's Top Time	2'07.479	164.385 km/h

No	27 (Driver1)	Best Time		km/h
Name	新庄 雅浩 Masahiro SHINJO	Total Time		Laps
Team	Team TATARA aprilia	Average Lap Time		
Type	RSV4 Factory	Today's Rank		
		Today's Top Time	2'06.697	165.399 km/h

No	27 (Driver2)	Best Time		km/h
Name	新庄 雅浩	Total Time		Laps
Team	Team TATARA aprilia	Average Lap Time		
Type	RSV4 Factory	Today's Rank		
		Today's Top Time	2'06.697	165.399 km/h

No	27 (Driver3)	Best Time		km/h
Name	Masahiro SHINJO	Total Time		Laps
Team	Team TATARA aprilia	Average Lap Time		
Type	RSV4 Factory	Today's Rank		
		Today's Top Time	2'06.697	165.399 km/h

Lap	Passing Time	Lap Time	Sec1	Sec2	Sec3	Sec4	km/h	Driver No
				24.512	51.438	26.917	277.975	0
1.	2'31.883							
		2'18.592 (7)	38.434	23.734	50.569	25.855	280.639	0
2.	4'50.475							
		2'16.757 (6)	38.020	23.397	49.951	25.389	281.538	0
3.	7'07.232							
		20'16.863 (9)	37.920	23.546	50.189	25.781	281.538	0
4.	27'24.095							
		2'15.749 (3)	37.587	23.023	49.725	25.414	283.355	0
5.	29'39.844							
		2'15.967 (5)	37.602	23.107	49.863	25.395	285.195	0
6.	31'55.811							
		2'15.169 (2)	37.383	23.013	49.514	25.259	281.538	0
7.	34'10.980							
		2'15.867 (4)	37.514	23.001	49.883	25.469	281.538	0
8.	36'26.847							
		4'55.478 (8)	42.556	23.678	52.814	25.376	276.226	0
9.	41'22.325							
		B 2'14.686 (1)	37.294	22.904	49.481	25.007	280.639	0
10.	43'37.011							



NGK SPARK PLUGS

SUZUKA 2&4 RACE



予選・決勝 SAT 決勝 SUN

4/22-23

2023 MFJ全日本ロードレース選手権シリーズ 第2戦

JSB1000 特別スポーツ走行 A Gr. 1回目

2023 / 4 / 20 :



SUZUKA CIRCUIT

個別ラップ表

Weather :Fine

Track :Dry

Full Course 2-Wheels(5,821m)

No	34	Best Time	2'12.700	157.917 km/h
Name	和田 留佳 Ruka WADA	Total Time	40'20.454	10 Laps
Team	Team TATARA aprilia 3	Average Lap Time	3'59.276	
Type	RSV4 Factory	Today's Rank	6 / 24	
		Today's Top Time	2'07.479	164.385 km/h

No	34 (Driver1)	Best Time		km/h
Name		Total Time		Laps
Team	Team TATARA aprilia 3	Average Lap Time		
Type	RSV4 Factory	Today's Rank		
		Today's Top Time	2'06.697	165.399 km/h

No	34 (Driver2)	Best Time		km/h
Name	和田 留佳	Total Time		Laps
Team	Team TATARA aprilia 3	Average Lap Time		
Type	RSV4 Factory	Today's Rank		
		Today's Top Time	2'06.697	165.399 km/h

No	34 (Driver3)	Best Time		km/h
Name	Ruka WADA	Total Time		Laps
Team	Team TATARA aprilia 3	Average Lap Time		
Type	RSV4 Factory	Today's Rank		
		Today's Top Time	2'06.697	165.399 km/h

Lap	Passing Time	Lap Time	Sec1	Sec2	Sec3	Sec4	km/h	Driver No
1.	4'26.969			23.996	50.972	25.564	284.272	0
2.	6'41.750	2'14.781 (4)	37.106	23.402	49.214	25.059	286.124	0
3.	8'55.270	2'13.520 (3)	36.610	22.940	49.270	24.700	287.059	0
4.	17'55.799	9'00.529 (9)	42.798	23.451	50.031	24.977	287.059	0
5.	20'32.248	2'36.449 (6)	36.678	22.662	56.856	40.253	256.842	0
		Pit						
6.	27'49.963	7'17.715 (8)	5'39.582	23.288	50.211	24.634	285.195	0
7.	30'03.176	2'13.213 (2)	36.746	22.735	49.203	24.529	286.124	0
8.	32'15.876	B 2'12.700 (1)	36.253	22.644	49.171	24.632	286.124	0
9.	37'47.630	5'31.754 (7)	42.837	23.015	49.453	25.205	285.195	0
10.	40'20.454	2'32.824 (5)	36.726	22.590	49.404	44.104	252.414	0
		Pit						



NGK SPARK PLUGS

SUZUKA 2&4 RACE



予選・決勝 SAT 決勝 SUN

4/22-23

2023 MFJ全日本ロードレース選手権シリーズ 第2戦

JSB1000 特別スポーツ走行 A Gr. 1回目

2023 / 4 / 20 :



SUZUKA CIRCUIT

個別ラップ表

Weather :Fine

Full Course 2-Wheels(5,821m)

Track :Dry

No	36	Best Time	2'07.479	164.385 km/h
Name	水野 涼 Ryo MIZUNO	Total Time	44'57.802	12 Laps
Team	Astemo HondaDream SI Racing	Average Lap Time	3'52.982	
Type	CBR1000RR-R	Today's Rank	1 / 24	
		Today's Top Time	2'07.479	164.385 km/h

No	36 (Driver1)	Best Time		km/h
Name	水野 涼 Ryo MIZUNO	Total Time		Laps
Team	Astemo HondaDream SI Racing	Average Lap Time		
Type	CBR1000RR-R	Today's Rank		
		Today's Top Time	2'06.697	165.399 km/h

No	36 (Driver2)	Best Time		km/h
Name	水野 涼	Total Time		Laps
Team	Astemo HondaDream SI Racing	Average Lap Time		
Type	CBR1000RR-R	Today's Rank		
		Today's Top Time	2'06.697	165.399 km/h

No	36 (Driver3)	Best Time		km/h
Name	Ryo MIZUNO	Total Time		Laps
Team	Astemo HondaDream SI Racing	Average Lap Time		
Type	CBR1000RR-R	Today's Rank		
		Today's Top Time	2'06.697	165.399 km/h

Lap	Passing Time	Lap Time	Sec1	Sec2	Sec3	Sec4	km/h	Driver No
				23.041	48.591	23.907	289.901	0
1.	2'14.993							
		2'08.613 (7)	35.492	21.789	47.746	23.586	292.800	0
2.	4'23.606							
		2'07.611 (3)	35.217	21.679	47.295	23.420	292.800	0
3.	6'31.217							
		2'07.857 (5)	35.316	21.753	47.248	23.540	293.779	0
4.	8'39.074							
		18'32.464 (11)	38.410	22.542	47.830	23.709	289.901	0
5.	27'11.538							
		2'07.826 (4)	35.339	21.595	47.165	23.727	292.800	0
6.	29'19.364							
		B 2'07.479 (1)	35.321	21.611	47.144	23.403	293.779	0
7.	31'26.843							
		2'08.214 (6)	36.034	21.616	47.050	23.514	297.763	0
8.	33'35.057							
		2'07.603 (2)	35.351	21.654	46.896	23.702	299.795	0
9.	35'42.660							
		4'56.304 (10)	36.346	22.923	49.291	23.906	293.779	0
10.	40'38.964							
		2'09.111 (8)	35.748	21.924	47.756	23.683	295.758	0
11.	42'48.075							
		2'09.727 (9)	36.674	21.933	47.501	23.619	294.765	0
12.	44'57.802							



NGK SPARK PLUGS

SUZUKA 2&4 RACE



予選・決勝 SAT 決勝 SUN

4/22-23

2023 MFJ全日本ロードレース選手権シリーズ 第2戦

JSB1000 特別スポーツ走行 A Gr. 1回目

2023 / 4 / 20 :



SUZUKA CIRCUIT

個別ラップ表

Weather :Fine

Track :Dry

Full Course 2-Wheels(5,821m)

No	40	Best Time	2'16.461	153.565 km/h
Name	須貝 義行 Yoshiyuki SUGAI	Total Time	39'45.096	13 Laps
Team	TEAM SUGAI RACING JAPAN	Average Lap Time	2'57.030	
Type	CBR1000RR-R	Today's Rank	17 / 24	
		Today's Top Time	2'07.479	164.385 km/h

No	40 (Driver1)	Best Time		km/h
Name		Total Time		Laps
Team	TEAM SUGAI RACING JAPAN	Average Lap Time		
Type	CBR1000RR-R	Today's Rank		
		Today's Top Time	2'06.697	165.399 km/h

No	40 (Driver2)	Best Time		km/h
Name	須貝 義行	Total Time		Laps
Team	TEAM SUGAI RACING JAPAN	Average Lap Time		
Type	CBR1000RR-R	Today's Rank		
		Today's Top Time	2'06.697	165.399 km/h

No	40 (Driver3)	Best Time		km/h
Name	Yoshiyuki SUGAI	Total Time		Laps
Team	TEAM SUGAI RACING JAPAN	Average Lap Time		
Type	CBR1000RR-R	Today's Rank		
		Today's Top Time	2'06.697	165.399 km/h

Lap	Passing Time	Lap Time	Sec1	Sec2	Sec3	Sec4	km/h	Driver No
1.	4'20.735			30.417	1'00.781	30.031	225.810	0
2.	6'55.929	2'35.194 (10)	42.327	28.977	56.936	26.954	264.578	0
3.	9'16.592	2'20.663 (8)	39.272	23.796	51.388	26.207	270.277	0
4.	11'35.227	2'18.635 (7)	38.453	23.528	51.074	25.580	270.277	0
5.	13'53.356	2'18.129 (5)	38.087	23.441	50.849	25.752	277.098	0
6.	16'21.156	2'27.800 (9)	40.143	28.353	53.644	25.660	268.624	0
7.	18'38.170	2'17.014 (3)	37.776	23.352	50.543	25.343	277.975	0
8.	27'48.025	9'09.855 (12)	45.003	25.049	53.478	27.271	248.136	0
9.	30'06.459	2'18.434 (6)	39.015	23.510	50.680	25.229	277.098	0
10.	32'23.568	2'17.109 (4)	37.728	23.440	50.579	25.362	274.500	0
11.	34'40.029	B 2'16.461 (1)	37.460	23.179	50.746	25.076	275.361	0
12.	36'56.509	2'16.480 (2)	37.478	23.295	50.575	25.132	276.226	0
13.	39'45.096 Pit	2'48.587 (11)	44.848	24.695	52.982	46.062	196.951	0



NGK SPARK PLUGS

SUZUKA 2&4 RACE



予選・決勝 SAT 決勝 SUN

4/22-23

2023 MFJ全日本ロードレース選手権シリーズ 第2戦

JSB1000 特別スポーツ走行 A Gr. 1回目

2023 / 4 / 20 :

SUZUKA CIRCUIT
Full Course 2-Wheels(5,821m)

個別ラップ表

Weather :Fine
Track :Dry

No	44	Best Time	2'17.025	152.933 km/h
Name	山内 芳則 Yoshinori YAMAUCHI	Total Time	42'47.374	9 Laps
Team	YSS Mercury&speed Heart	Average Lap Time	4'54.674	
Type	Ninja ZX-10R	Today's Rank	18 / 24	
		Today's Top Time	2'07.479	164.385 km/h

No	44 (Driver1)	Best Time		km/h
Name		Total Time		Laps
Team	YSS Mercury&speed Heart	Average Lap Time		
Type	Ninja ZX-10R	Today's Rank		
		Today's Top Time	2'06.697	165.399 km/h

No	44 (Driver2)	Best Time		km/h
Name	山内 芳則	Total Time		Laps
Team	YSS Mercury&speed Heart	Average Lap Time		
Type	Ninja ZX-10R	Today's Rank		
		Today's Top Time	2'06.697	165.399 km/h

No	44 (Driver3)	Best Time		km/h
Name	Yoshinori YAMAUCHI	Total Time		Laps
Team	YSS Mercury&speed Heart	Average Lap Time		
Type	Ninja ZX-10R	Today's Rank		
		Today's Top Time	2'06.697	165.399 km/h

Lap	Passing Time	Lap Time	Sec1	Sec2	Sec3	Sec4	km/h	Driver No
1.	3'29.980			25.232	53.145	26.551	271.950	0
2.	5'50.256	2'20.276 (5)	39.805	23.950	50.676	25.845	275.361	0
3.	8'08.621	2'18.365 (4)	38.548	23.619	50.645	25.553	276.226	0
4.	15'00.113	6'51.492 (6)	41.523	23.936	50.898	25.662	259.882	0
5.	17'17.612	2'17.499 (2)	38.006	23.371	50.770	25.352	277.975	0
6.	30'17.514	12'59.902 (8)	40.152	23.570	50.491	25.506	278.857	0
7.	32'35.459	2'17.945 (3)	37.988	23.727	50.662	25.568	277.098	0
8.	34'52.484	B 2'17.025 (1)	37.971	23.304	50.154	25.596	277.975	0
9.	42'47.374	7'54.890 (7)	43.080	23.916	51.524	25.719	277.975	0



NGK SPARK PLUGS

SUZUKA 2&4 RACE



予選・決勝 SAT 決勝 SUN

4/22-23

2023 MFJ全日本ロードレース選手権シリーズ 第2戦

JSB1000 特別スポーツ走行 A Gr. 1回目

2023 / 4 / 20 :



SUZUKA CIRCUIT

個別ラップ表

Weather :Fine

Track :Dry

Full Course 2-Wheels(5,821m)

No	46	Best Time	2'21.766	147.818 km/h
Name	岸本 修 Osamu KISHIMOTO	Total Time	44'03.514	12 Laps
Team	Team MATSUNAGA KDC&YSP NAGOYAKITA	Average Lap Time	3'45.651	
Type	YZF-R1	Today's Rank	24 / 24	
		Today's Top Time	2'07.479	164.385 km/h
No	46 (Driver1)	Best Time		km/h
Name		Total Time		Laps
Team	Team MATSUNAGA KDC&YSP NAGOYAKITA	Average Lap Time		
Type	YZF-R1	Today's Rank		
		Today's Top Time	2'06.697	165.399 km/h
No	46 (Driver2)	Best Time		km/h
Name	岸本 修	Total Time		Laps
Team	Team MATSUNAGA KDC&YSP NAGOYAKITA	Average Lap Time		
Type	YZF-R1	Today's Rank		
		Today's Top Time	2'06.697	165.399 km/h
No	46 (Driver3)	Best Time		km/h
Name	Osamu KISHIMOTO	Total Time		Laps
Team	Team MATSUNAGA KDC&YSP NAGOYAKITA	Average Lap Time		
Type	YZF-R1	Today's Rank		
		Today's Top Time	2'06.697	165.399 km/h

Lap	Passing Time	Lap Time	Sec1	Sec2	Sec3	Sec4	km/h	Driver No
1.	2'41.350			26.087	52.376	26.700	271.111	0
		B 2'21.766 (1)	38.917	24.560	51.696	26.593	273.645	0
2.	5'03.116	2'23.259 (2)	39.566	24.481	52.096	27.116	271.950	0
3.	7'26.375	2'23.545 (4)	39.469	24.486	52.591	26.999	262.209	0
4.	9'49.920	2'44.933 (8)	39.260	24.401	54.323	46.949	208.646	0
5.	12'34.853	Pit						
		3'59.894 (10)	1'59.353	31.014	1'01.396	28.131	260.653	0
6.	16'34.747	14'53.602 (11)	40.514	27.448	56.307	12'49.333	222.380	0
7.	31'28.349	Pit						
		2'58.902 (9)	1'10.601	26.715	53.765	27.821	252.414	0
8.	34'27.251	2'24.591 (7)	39.901	24.744	52.583	27.363	266.182	0
9.	36'51.842	2'23.837 (5)	39.566	24.828	52.398	27.045	268.624	0
10.	39'15.679	2'24.335 (6)	39.456	24.980	52.885	27.014	271.950	0
11.	41'40.014	2'23.500 (3)	39.355	24.863	52.591	26.691	270.277	0
12.	44'03.514							



NGK SPARK PLUGS

SUZUKA 2&4 RACE



予選・決勝 SAT 決勝 SUN

4/22-23

2023 MFJ全日本ロードレース選手権シリーズ 第2戦

JSB1000 特別スポーツ走行 A Gr. 1回目

2023 / 4 / 20 :

SUZUKA CIRCUIT
Full Course 2-Wheels(5,821m)

個別ラップ表

Weather :Fine
Track :Dry

No	48	Best Time	2'16.089	153.985 km/h
Name	荒川 雅彦 Masahiko ARAKAWA	Total Time	44'51.503	15 Laps
Team	Team MATSUNAGA KDC with M&Y	Average Lap Time	3'00.773	
Type	YZF-R1	Today's Rank	15 / 24	
		Today's Top Time	2'07.479	164.385 km/h

No	48 (Driver1)	Best Time		km/h
Name		Total Time		Laps
Team	Team MATSUNAGA KDC with M&Y	Average Lap Time		
Type	YZF-R1	Today's Rank		
		Today's Top Time	2'06.697	165.399 km/h

No	48 (Driver2)	Best Time		km/h
Name	荒川 雅彦	Total Time		Laps
Team	Team MATSUNAGA KDC with M&Y	Average Lap Time		
Type	YZF-R1	Today's Rank		
		Today's Top Time	2'06.697	165.399 km/h

No	48 (Driver3)	Best Time		km/h
Name	Masahiko ARAKAWA	Total Time		Laps
Team	Team MATSUNAGA KDC with M&Y	Average Lap Time		
Type	YZF-R1	Today's Rank		
		Today's Top Time	2'06.697	165.399 km/h

Lap	Passing Time	Lap Time	Sec1	Sec2	Sec3	Sec4	km/h	Driver No
1.	2'40.677			25.861	52.527	26.430	270.277	0
2.	5'00.382	2'19.705 (12)	38.292	24.421	51.207	25.785	272.795	0
3.	7'19.683	2'19.301 (11)	38.120	23.764	51.579	25.838	277.098	0
4.	9'37.781	2'18.098 (10)	37.951	23.542	50.903	25.702	274.500	0
5.	11'55.674	2'17.893 (8)	37.877	23.583	50.954	25.479	274.500	0
6.	14'13.450	2'17.776 (7)	37.786	23.658	50.780	25.552	274.500	0
7.	16'31.006	2'17.556 (5)	37.759	23.445	50.823	25.529	274.500	0
8.	18'49.077	2'18.071 (9)	38.111	23.578	50.876	25.506	272.795	0
9.	30'36.029	11'46.952 (14) Pit	42.850					0
10.	33'27.015	2'50.986 (13)	1'09.367	24.503	51.469	25.647	272.795	0
11.	35'44.776	2'17.761 (6)	37.832	23.578	50.825	25.526	266.991	0
12.	38'02.062	2'17.286 (4)	37.809	23.650	50.508	25.319	275.361	0
13.	40'18.681	2'16.619 (2)	37.741	23.283	50.427	25.168	273.645	0
14.	42'35.414	2'16.733 (3)	38.063	23.145	50.031	25.494	276.226	0
15.	44'51.503	B 2'16.089 (1)	37.372	23.025	50.355	25.337	269.448	0



NGK SPARK PLUGS

SUZUKA 2&4 RACE



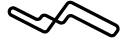
予選・決勝 SAT 決勝 SUN

4/22-23

2023 MFJ全日本ロードレース選手権シリーズ 第2戦

JSB1000 特別スポーツ走行 A Gr. 1回目

2023 / 4 / 20 :



SUZUKA CIRCUIT

個別ラップ表

Weather :Fine

Track :Dry

Full Course 2-Wheels(5,821m)

No	50	Best Time	2'17.275	152.654 km/h
Name	鈴木 孝志 Takashi SUZUKI	Total Time	44'11.623	15 Laps
Team	Taira Promote Racing	Average Lap Time	2'57.524	
Type	YZF-R1	Today's Rank	19 / 24	
		Today's Top Time	2'07.479	164.385 km/h

No	50 (Driver1)	Best Time		km/h
Name		Total Time		Laps
Team	Taira Promote Racing	Average Lap Time		
Type	YZF-R1	Today's Rank		
		Today's Top Time	2'06.697	165.399 km/h

No	50 (Driver2)	Best Time		km/h
Name	鈴木 孝志	Total Time		Laps
Team	Taira Promote Racing	Average Lap Time		
Type	YZF-R1	Today's Rank		
		Today's Top Time	2'06.697	165.399 km/h

No	50 (Driver3)	Best Time		km/h
Name	Takashi SUZUKI	Total Time		Laps
Team	Taira Promote Racing	Average Lap Time		
Type	YZF-R1	Today's Rank		
		Today's Top Time	2'06.697	165.399 km/h

Lap	Passing Time	Lap Time	Sec1	Sec2	Sec3	Sec4	km/h	Driver No
1.	2'46.277			24.743	51.784	27.255	282.444	0
2.	5'23.957	2'37.680 (12)	38.757	23.909	53.482	41.532	206.682	0
3.	9'31.028	4'07.071 (13)	2'25.240	25.270	51.112	25.449	286.124	0
4.	11'48.464	2'17.436 (3)	38.209	23.422	50.432	25.373	285.195	0
5.	14'05.886	2'17.422 (2)	38.355	23.345	50.359	25.363	285.195	0
6.	16'23.161	B 2'17.275 (1)	38.038	23.393	50.567	25.277	286.124	0
7.	18'41.564	2'18.403 (6)	38.307	23.721	50.862	25.513	286.124	0
8.	27'59.045	9'17.481 (14)	43.100	24.410	51.948	26.193	277.098	0
9.	30'17.050	2'18.005 (5)	38.126	23.530	50.723	25.626	285.195	0
10.	32'36.162	2'19.112 (9)	38.268	23.685	51.665	25.494	288.000	0
11.	34'53.981	2'17.819 (4)	38.336	23.538	50.497	25.448	286.124	0
12.	37'14.051	2'20.070 (11)	38.807	23.929	51.456	25.878	283.355	0
13.	39'33.104	2'19.053 (8)	38.578	23.809	50.903	25.763	285.195	0
14.	41'52.652	2'19.548 (10)	38.769	23.998	51.179	25.602	286.124	0
15.	44'11.623	2'18.971 (7)	38.594	23.786	51.019	25.572	283.355	0



NGK SPARK PLUGS

SUZUKA 2&4 RACE



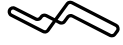
予選・決勝 SAT 決勝 SUN

4/22-23

2023 MFJ全日本ロードレース選手権シリーズ 第2戦

JSB1000 特別スポーツ走行 A Gr. 1回目

2023 / 4 / 20 :



SUZUKA CIRCUIT

個別ラップ表

Weather :Fine

Track :Dry

Full Course 2-Wheels(5,821m)

No	52	Best Time	2'16.209	153.849 km/h
Name	増田 雄基 Yuuki MASUDA	Total Time	42'12.477	13 Laps
Team	GESUNDHEIT Racing	Average Lap Time	3'15.850	
Type	CBR1000RR-R	Today's Rank	16 / 24	
		Today's Top Time	2'07.479	164.385 km/h

No	52 (Driver1)	Best Time		km/h
Name		Total Time		Laps
Team	GESUNDHEIT Racing	Average Lap Time		
Type	CBR1000RR-R	Today's Rank		
		Today's Top Time	2'06.697	165.399 km/h

No	52 (Driver2)	Best Time		km/h
Name	増田 雄基	Total Time		Laps
Team	GESUNDHEIT Racing	Average Lap Time		
Type	CBR1000RR-R	Today's Rank		
		Today's Top Time	2'06.697	165.399 km/h

No	52 (Driver3)	Best Time		km/h
Name	Yuuki MASUDA	Total Time		Laps
Team	GESUNDHEIT Racing	Average Lap Time		
Type	CBR1000RR-R	Today's Rank		
		Today's Top Time	2'06.697	165.399 km/h

Lap	Passing Time	Lap Time	Sec1	Sec2	Sec3	Sec4	km/h	Driver No
1.	3'02.276			25.149	52.430	26.120	277.098	0
2.	5'21.307	2'19.031 (9)	38.505	23.768	51.163	25.595	284.272	0
3.	7'39.074	2'17.767 (7)	37.870	24.058	50.557	25.282	284.272	0
4.	9'57.922	2'18.848 (8)	37.747	23.566	52.071	25.464	288.947	0
5.	12'15.034	2'17.112 (5)	37.676	23.340	50.420	25.676	288.000	0
6.	14'32.611	2'17.577 (6)	37.596	23.505	50.976	25.500	284.272	0
7.	17'18.607	2'45.996 (10)	38.788	23.827	54.787	48.594	169.575	0
8.	28'19.612	11'01.005 (12)	9'20.588	23.721	51.331	25.365	279.745	0
9.	30'36.590	2'16.978 (4)	37.635	23.427	50.694	25.222	287.059	0
10.	32'53.101	2'16.511 (3)	37.740	23.460	50.191	25.120	288.000	0
11.	37'40.027	4'46.926 (11)	38.123	23.646	50.269	25.217	287.059	0
12.	39'56.268	2'16.241 (2)	37.510	23.173	50.179	25.379	279.745	0
13.	42'12.477	B 2'16.209 (1)	37.476	23.230	50.108	25.395	289.901	0



NGK SPARK PLUGS

SUZUKA 2&4 RACE



予選・決勝 SAT 決勝 SUN

4/22-23

2023 MFJ全日本ロードレース選手権シリーズ 第2戦

JSB1000 特別スポーツ走行 A Gr. 1回目

2023 / 4 / 20 :



SUZUKA CIRCUIT

個別ラップ表

Weather :Fine

Track :Dry

Full Course 2-Wheels(5,821m)

No	54	Best Time	2'19.625	150.085 km/h
Name	大石 正彦 Masahiko OOISHI	Total Time	18'10.567	5 Laps
Team	Dr.Dry Racing TMR with ACE CAFE	Average Lap Time	3'46.913	
Type	GSX-R1000R	Today's Rank	22 / 24	
		Today's Top Time	2'07.479	164.385 km/h

No	54 (Driver1)	Best Time		km/h
Name	大石 正彦 Masahiko OOISHI	Total Time		Laps
Team	Dr.Dry Racing TMR with ACE CAFE	Average Lap Time		
Type	GSX-R1000R	Today's Rank		
		Today's Top Time	2'06.697	165.399 km/h

No	54 (Driver2)	Best Time		km/h
Name	大石 正彦	Total Time		Laps
Team	Dr.Dry Racing TMR with ACE CAFE	Average Lap Time		
Type	GSX-R1000R	Today's Rank		
		Today's Top Time	2'06.697	165.399 km/h

No	54 (Driver3)	Best Time		km/h
Name	Masahiko OOISHI	Total Time		Laps
Team	Dr.Dry Racing TMR with ACE CAFE	Average Lap Time		
Type	GSX-R1000R	Today's Rank		
		Today's Top Time	2'06.697	165.399 km/h

Lap	Passing Time	Lap Time	Sec1	Sec2	Sec3	Sec4	km/h	Driver No
1.	3'02.915	Pit		27.476	55.146	44.548	199.184	0
2.	9'11.244	6'08.329 (4)	4'25.030	24.645	52.588	26.066	269.448	0
3.	11'30.869	B 2'19.625 (1)	38.526	23.927	51.081	26.091	277.098	0
4.	14'06.065	2'35.196 (2)	39.158	24.164	51.472	40.402	246.050	0
5.	18'10.567	4'04.502 (3)	2'23.514	24.128	50.920	25.940	277.975	0



NGK SPARK PLUGS

SUZUKA 2&4 RACE



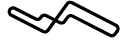
予選・決勝 SAT 決勝 SUN

4/22-23

2023 MFJ全日本ロードレース選手権シリーズ 第2戦

JSB1000 特別スポーツ走行 A Gr. 1回目

2023 / 4 / 20 :



SUZUKA CIRCUIT

個別ラップ表

Weather :Fine

Track :Dry

Full Course 2-Wheels(5,821m)

No	56	Best Time	2'21.310	148.295 km/h
Name	沖永 博一 Hirokazu OKINAGA	Total Time	41'58.187	11 Laps
Team	YSS Mercury with RS Detour	Average Lap Time	3'41.100	
Type	Ninja ZX-10RR	Today's Rank	23 / 24	
		Today's Top Time	2'07.479	164.385 km/h

No	56 (Driver1)	Best Time		km/h
Name	沖永 博一 Hirokazu OKINAGA	Total Time		Laps
Team	YSS Mercury with RS Detour	Average Lap Time		
Type	Ninja ZX-10RR	Today's Rank		
		Today's Top Time	2'06.697	165.399 km/h

No	56 (Driver2)	Best Time		km/h
Name	沖永 博一	Total Time		Laps
Team	YSS Mercury with RS Detour	Average Lap Time		
Type	Ninja ZX-10RR	Today's Rank		
		Today's Top Time	2'06.697	165.399 km/h

No	56 (Driver3)	Best Time		km/h
Name	Hirokazu OKINAGA	Total Time		Laps
Team	YSS Mercury with RS Detour	Average Lap Time		
Type	Ninja ZX-10RR	Today's Rank		
		Today's Top Time	2'06.697	165.399 km/h

Lap	Passing Time	Lap Time	Sec1	Sec2	Sec3	Sec4	km/h	Driver No
1.	5'07.187			27.843	54.490	26.945	257.595	0
2.	7'28.985	2'21.798 (2)	39.037	24.130	52.116	26.515	271.950	0
3.	10'09.611	Pit						
4.	14'17.568	2'40.626 (4)	38.976	24.047	52.619	44.984	243.324	0
5.	16'55.164	4'07.957 (8)	2'24.461	24.208	52.625	26.663	268.624	0
6.	21'06.675	Pit						
7.	29'15.710	2'37.596 (3)	38.823	23.997	52.691	42.085	227.565	0
8.	32'59.173	4'11.511 (9)	2'07.898	26.879	54.183	42.551	243.324	0
9.	35'20.483	8'09.035 (10)	6'04.263	24.976	55.164	44.632	215.294	0
10.	38'04.794	Pit						
11.	41'58.187	3'43.463 (6)	1'59.408	24.272	52.667	27.116	266.991	0
		B 2'21.310 (1)	38.955	24.107	52.011	26.237	265.378	0
		2'44.311 (5)	39.813	24.329	56.785	43.384	211.663	0
		3'53.393 (7)	2'09.007	24.912	52.941	26.533	271.111	0



NGK SPARK PLUGS

SUZUKA 2&4 RACE



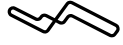
予選・決勝 SAT 決勝 SUN

4/22-23

2023 MFJ全日本ロードレース選手権シリーズ 第2戦

JSB1000 特別スポーツ走行 A Gr. 1回目

2023 / 4 / 20 :



SUZUKA CIRCUIT

個別ラップ表

Weather :Fine

Full Course 2-Wheels(5,821m)

Track :Dry

No	58	Best Time	2'12.778	157.824 km/h
Name	横山 尚太 Shota YOKOYAMA	Total Time	44'18.217	13 Laps
Team	OGURA CLUTCH ORC with RIDE IN 2	Average Lap Time	3'27.290	
Type	YZF-R1	Today's Rank	7 / 24	
		Today's Top Time	2'07.479	164.385 km/h

No	58 (Driver1)	Best Time		km/h
Name		Total Time		Laps
Team	OGURA CLUTCH ORC with RIDE IN 2	Average Lap Time		
Type	YZF-R1	Today's Rank		
		Today's Top Time	2'06.697	165.399 km/h

No	58 (Driver2)	Best Time		km/h
Name	横山 尚太	Total Time		Laps
Team	OGURA CLUTCH ORC with RIDE IN 2	Average Lap Time		
Type	YZF-R1	Today's Rank		
		Today's Top Time	2'06.697	165.399 km/h

No	58 (Driver3)	Best Time		km/h
Name	Shota YOKOYAMA	Total Time		Laps
Team	OGURA CLUTCH ORC with RIDE IN 2	Average Lap Time		
Type	YZF-R1	Today's Rank		
		Today's Top Time	2'06.697	165.399 km/h

Lap	Passing Time	Lap Time	Sec1	Sec2	Sec3	Sec4	km/h	Driver No
1.	2'50.731 Pit			24.054	51.038	40.014	254.609	0
2.	6'14.820	3'24.089 (9)	1'45.824	22.845	49.964	25.456	283.355	0
3.	8'29.537	2'14.717 (7)	37.050	22.971	49.789	24.907	282.444	0
4.	10'43.639	2'14.102 (6)	36.825	22.905	49.616	24.756	282.444	0
5.	12'57.367	2'13.728 (4)	36.831	22.792	49.445	24.660	283.355	0
6.	20'08.724 Pit	7'11.357 (11)	39.472					0
7.	27'42.128	7'33.404 (12)	5'53.594	23.684	51.152	24.974	283.355	0
8.	29'56.058	2'13.930 (5)	36.866	22.822	49.613	24.629	285.195	0
9.	32'09.344	2'13.286 (2)	36.644	22.678	49.385	24.579	285.195	0
10.	34'25.345	2'16.001 (8)	37.588	23.664	50.195	24.554	284.272	0
11.	36'38.123	B 2'12.778 (1)	36.591	22.552	49.194	24.441	284.272	0
12.	42'04.903	5'26.780 (10)	39.338	23.825	51.009	24.783	283.355	0
13.	44'18.217	2'13.314 (3)	36.646	22.732	49.261	24.675	285.195	0



NGK SPARK PLUGS

SUZUKA 2&4 RACE



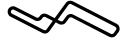
予選・決勝 SAT 決勝 SUN

4/22-23

2023 MFJ全日本ロードレース選手権シリーズ 第2戦

JSB1000 特別スポーツ走行 A Gr. 1回目

2023 / 4 / 20 :



SUZUKA CIRCUIT

個別ラップ表

Weather :Fine

Full Course 2-Wheels(5,821m)

Track :Dry

No	60	Best Time	2'09.617	161.673 km/h
Name	Zaqhwan Zaidi Zaqhwan ZAIDI	Total Time	43'53.495	13 Laps
Team	Honda Asia-Dream Racing with SHOWA	Average Lap Time	3'26.468	
Type	CBR1000RR-R	Today's Rank	4 / 24	
		Today's Top Time	2'07.479	164.385 km/h

No	60 (Driver1)	Best Time		km/h
Name		Total Time		Laps
Team	Honda Asia-Dream Racing with SHOWA	Average Lap Time		
Type	CBR1000RR-R	Today's Rank		
		Today's Top Time	2'06.697	165.399 km/h

No	60 (Driver2)	Best Time		km/h
Name	Zaqhwan Zaidi	Total Time		Laps
Team	Honda Asia-Dream Racing with SHOWA	Average Lap Time		
Type	CBR1000RR-R	Today's Rank		
		Today's Top Time	2'06.697	165.399 km/h

No	60 (Driver3)	Best Time		km/h
Name	Zaqhwan ZAIDI	Total Time		Laps
Team	Honda Asia-Dream Racing with SHOWA	Average Lap Time		
Type	CBR1000RR-R	Today's Rank		
		Today's Top Time	2'06.697	165.399 km/h

Lap	Passing Time	Lap Time	Sec1	Sec2	Sec3	Sec4	km/h	Driver No
1.	2'35.879			25.950	53.200	27.020	285.195	0
2.	4'53.795	2'17.916 (11)	39.204	23.648	49.671	25.393	294.765	0
3.	7'09.274	2'15.479 (10)	37.204	22.968	49.677	25.630	293.779	0
4.	9'22.554	2'13.280 (9)	36.567	22.514	48.585	25.614	293.779	0
5.	11'34.378	2'11.824 (4)	36.328	22.482	48.231	24.783	296.757	0
6.	13'47.411	2'13.033 (8)	36.173	23.618	48.613	24.629	294.765	0
7.	15'59.343	2'11.932 (6)	36.443	22.444	48.505	24.540	295.758	0
8.	18'11.256	2'11.913 (5)	36.499	22.425	48.567	24.422	295.758	0
9.	35'10.844	16'59.588 (12)	37.777	23.249	48.734	24.581	294.765	0
10.	37'21.412	2'10.568 (3)	36.235	22.358	48.104	23.871	295.758	0
11.	39'31.732	2'10.320 (2)	35.922	22.160	48.238	24.000	295.758	0
12.	41'41.349	B 2'09.617 (1)	35.696	22.179	47.869	23.873	296.757	0
13.	43'53.495	2'12.146 (7)	36.831	22.415	48.440	24.460	295.758	0



NGK SPARK PLUGS

SUZUKA 2&4 RACE



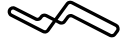
予選・決勝 SAT 決勝 SUN

4/22-23

2023 MFJ全日本ロードレース選手権シリーズ 第2戦

JSB1000 特別スポーツ走行 A Gr. 1回目

2023 / 4 / 20 :



SUZUKA CIRCUIT

個別ラップ表

Weather :Fine

Track :Dry

Full Course 2-Wheels(5,821m)

No	62	Best Time	2'17.689	152.195 km/h
Name	村上 勇人 Yuto MURAKAMI	Total Time	41'00.884	11 Laps
Team	Honda Blue Helmets MSC	Average Lap Time	3'49.385	
Type	CBR1000RR-R	Today's Rank	21 / 24	
		Today's Top Time	2'07.479	164.385 km/h

No	62 (Driver1)	Best Time		km/h
Name		Total Time		Laps
Team	Honda Blue Helmets MSC	Average Lap Time		
Type	CBR1000RR-R	Today's Rank		
		Today's Top Time	2'06.697	165.399 km/h

No	62 (Driver2)	Best Time		km/h
Name	村上 勇人	Total Time		Laps
Team	Honda Blue Helmets MSC	Average Lap Time		
Type	CBR1000RR-R	Today's Rank		
		Today's Top Time	2'06.697	165.399 km/h

No	62 (Driver3)	Best Time		km/h
Name	Yuto MURAKAMI	Total Time		Laps
Team	Honda Blue Helmets MSC	Average Lap Time		
Type	CBR1000RR-R	Today's Rank		
		Today's Top Time	2'06.697	165.399 km/h

Lap	Passing Time	Lap Time	Sec1	Sec2	Sec3	Sec4	km/h	Driver No
1.	2'47.031			24.615	52.168	26.896	282.444	0
2.	5'07.284	2'20.253 (7)	38.741	24.014	51.314	26.184	286.124	0
3.	7'26.766	2'19.482 (6)	38.357	23.937	51.334	25.854	290.861	0
4.	9'45.220	2'18.454 (3)	38.114	23.704	50.918	25.718	289.901	0
5.	12'03.546	2'18.326 (2)	38.126	23.637	50.761	25.802	286.124	0
6.	14'47.185	2'43.639 (8)	38.047	23.792	52.019	49.781	232.381	0
7.	30'55.203	16'08.018 (10)	3'56.899	25.916	57.794	10'47.409	226.392	0
8.	34'05.583	3'10.380 (9)	1'25.292	26.520	52.200	26.368	287.059	0
9.	36'24.167	2'18.584 (4)	38.289	23.506	50.907	25.882	288.000	0
10.	38'43.195	2'19.028 (5)	38.429	23.682	51.136	25.781	284.272	0
11.	41'00.884	B 2'17.689 (1)	37.948	23.479	50.515	25.747	292.800	0



NGK SPARK PLUGS

SUZUKA 2&4 RACE



予選・決勝 SAT 決勝 SUN

4/22-23

2023 MFJ全日本ロードレース選手権シリーズ 第2戦

JSB1000 特別スポーツ走行 A Gr. 1回目

2023 / 4 / 20 :



SUZUKA CIRCUIT

個別ラップ表

Weather :Fine

Full Course 2-Wheels(5,821m)

Track :Dry

No	66	Best Time	2'12.920	157.656 km/h
Name	村瀬 健琉 Takeru MURASE	Total Time	43'53.271	12 Laps
Team	Hamamatsu Team TITAN with TKR	Average Lap Time	3'45.182	
Type	GSX-R1000R	Today's Rank	8 / 24	
		Today's Top Time	2'07.479	164.385 km/h

No	66 (Driver1)	Best Time		km/h
Name		Total Time		Laps
Team	Hamamatsu Team TITAN with TKR	Average Lap Time		
Type	GSX-R1000R	Today's Rank		
		Today's Top Time	2'06.697	165.399 km/h

No	66 (Driver2)	Best Time		km/h
Name	村瀬 健琉	Total Time		Laps
Team	Hamamatsu Team TITAN with TKR	Average Lap Time		
Type	GSX-R1000R	Today's Rank		
		Today's Top Time	2'06.697	165.399 km/h

No	66 (Driver3)	Best Time		km/h
Name	Takeru MURASE	Total Time		Laps
Team	Hamamatsu Team TITAN with TKR	Average Lap Time		
Type	GSX-R1000R	Today's Rank		
		Today's Top Time	2'06.697	165.399 km/h

Lap	Passing Time	Lap Time	Sec1	Sec2	Sec3	Sec4	km/h	Driver No
1.	2'36.268			26.000	53.326	26.388	275.361	0
2.	4'53.381	2'17.113 (8)	38.235	23.247	50.304	25.327	278.857	0
3.	7'09.476	2'16.095 (7)	36.890	23.364	50.213	25.628	267.805	0
4.	9'23.233	2'13.757 (4)	36.770	22.624	49.191	25.172	277.975	0
5.	17'21.715	7'58.482 (10)	39.625	23.330	50.423	42.421	258.353	0
6.	27'58.089	10'36.374 (11)	8'55.693	23.972	51.296	25.413	274.500	0
7.	30'12.654	2'14.565 (6)	37.355	22.760	49.556	24.894	276.226	0
8.	32'25.752	2'13.098 (2)	36.545	22.665	49.101	24.787	277.975	0
9.	34'39.220	2'13.468 (3)	36.457	22.608	49.639	24.764	276.226	0
10.	36'52.140	B 2'12.920 (1)	36.600	22.558	49.104	24.658	277.975	0
11.	39'06.620	2'14.480 (5)	37.072	23.141	49.379	24.888	277.098	0
12.	43'53.271	4'46.651 (9)	38.785	23.300	49.853	25.573	277.098	0



NGK SPARK PLUGS

SUZUKA 2&4 RACE



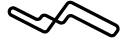
予選・決勝 SAT 決勝 SUN

4/22-23

2023 MFJ全日本ロードレース選手権シリーズ 第2戦

JSB1000 特別スポーツ走行 A Gr. 1回目

2023 / 4 / 20 :



SUZUKA CIRCUIT

個別ラップ表

Weather :Fine

Track :Dry

Full Course 2-Wheels(5,821m)

No	68	Best Time	2'13.726	156.706 km/h
Name	加藤 高史 Takafumi KATO	Total Time	45'03.788	10 Laps
Team	Honda soyukai Tochigi Racing #112	Average Lap Time	2'53.309	
Type	CBR1000RR-R	Today's Rank	9 / 24	
		Today's Top Time	2'07.479	164.385 km/h

No	68 (Driver1)	Best Time		km/h
Name		Total Time		Laps
Team	Honda soyukai Tochigi Racing #112	Average Lap Time		
Type	CBR1000RR-R	Today's Rank		
		Today's Top Time	2'06.697	165.399 km/h

No	68 (Driver2)	Best Time		km/h
Name	加藤 高史	Total Time		Laps
Team	Honda soyukai Tochigi Racing #112	Average Lap Time		
Type	CBR1000RR-R	Today's Rank		
		Today's Top Time	2'06.697	165.399 km/h

No	68 (Driver3)	Best Time		km/h
Name	Takafumi KATO	Total Time		Laps
Team	Honda soyukai Tochigi Racing #112	Average Lap Time		
Type	CBR1000RR-R	Today's Rank		
		Today's Top Time	2'06.697	165.399 km/h

Lap	Passing Time	Lap Time	Sec1	Sec2	Sec3	Sec4	km/h	Driver No
1.	19'04.006			28.256	55.208	28.013	271.950	0
2.	21'57.371	2'53.365 (8)	43.782	26.413	57.624	45.546	210.647	0
3.	29'19.479	7'22.108 (9)	5'39.175	24.986	51.835	26.112	274.500	0
4.	31'37.093	2'17.614 (7)	37.942	23.537	50.819	25.316	282.444	0
5.	33'52.788	2'15.695 (6)	37.696	23.020	49.676	25.303	282.444	0
6.	36'07.763	2'14.975 (5)	37.497	22.931	49.698	24.849	284.272	0
7.	38'21.922	2'14.159 (3)	37.119	22.752	49.358	24.930	282.444	0
8.	40'36.155	2'14.233 (4)	37.036	22.830	49.392	24.975	283.355	0
9.	42'49.881	B 2'13.726 (1)	36.987	22.758	49.305	24.676	285.195	0
10.	45'03.788	2'13.907 (2)	36.887	22.806	49.588	24.626	282.444	0



NGK SPARK PLUGS

SUZUKA 2&4 RACE



予選・決勝 SAT 決勝 SUN

4/22-23

2023 MFJ全日本ロードレース選手権シリーズ 第2戦

JSB1000 特別スポーツ走行 A Gr. 1回目

2023 / 4 / 20 :



SUZUKA CIRCUIT

個別ラップ表

Weather :Fine

Full Course 2-Wheels(5,821m)

Track :Dry

No	70	Best Time	2'14.662	155.616 km/h
Name	片平 亮輔 Ryosuke KATAHIRA	Total Time	44'04.410	12 Laps
Team	CLUB next Honda Dream TAKASAKI	Average Lap Time	3'46.743	
Type	CBR1000RR-R	Today's Rank	10 / 24	
		Today's Top Time	2'07.479	164.385 km/h

No	70 (Driver1)	Best Time		km/h
Name		Total Time		Laps
Team	CLUB next Honda Dream TAKASAKI	Average Lap Time		
Type	CBR1000RR-R	Today's Rank		
		Today's Top Time	2'06.697	165.399 km/h

No	70 (Driver2)	Best Time		km/h
Name	片平 亮輔	Total Time		Laps
Team	CLUB next Honda Dream TAKASAKI	Average Lap Time		
Type	CBR1000RR-R	Today's Rank		
		Today's Top Time	2'06.697	165.399 km/h

No	70 (Driver3)	Best Time		km/h
Name	Ryosuke KATAHIRA	Total Time		Laps
Team	CLUB next Honda Dream TAKASAKI	Average Lap Time		
Type	CBR1000RR-R	Today's Rank		
		Today's Top Time	2'06.697	165.399 km/h

Lap	Passing Time	Lap Time	Sec1	Sec2	Sec3	Sec4	km/h	Driver No
				25.228	52.920	26.909	264.578	0
1.	2'30.229							
2.	4'51.492	2'21.263 (8)	39.138	24.020	51.909	26.196	275.361	0
3.	7'09.176	2'17.684 (7)	38.159	23.591	50.248	25.686	278.857	0
4.	14'01.754	6'52.578 (9)	38.534	23.503	50.463	26.033	275.361	0
5.	16'19.109	2'17.355 (6)	37.839	23.440	50.476	25.600	275.361	0
6.	18'35.813	2'16.704 (5)	38.114	23.312	49.920	25.358	276.226	0
7.	27'23.346	8'47.533 (11)	39.636	23.898	50.395	25.600	274.500	0
8.	29'39.407	2'16.061 (4)	37.375	23.351	50.127	25.208	279.745	0
9.	31'54.944	2'15.537 (2)	37.099	22.965	50.059	25.414	279.745	0
10.	39'33.995	7'39.051 (10)	38.240	26.033	50.666	25.529	278.857	0
11.	41'49.748	2'15.753 (3)	37.858	23.090	49.585	25.220	278.857	0
12.	44'04.410	B 2'14.662 (1)	36.846	22.992	49.751	25.073	277.098	0



NGK SPARK PLUGS

SUZUKA 2&4 RACE



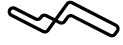
予選・決勝 SAT 決勝 SUN

4/22-23

2023 MFJ全日本ロードレース選手権シリーズ 第2戦

JSB1000 特別スポーツ走行 A Gr. 1回目

2023 / 4 / 20 :



SUZUKA CIRCUIT

個別ラップ表

Weather :Fine

Track :Dry

Full Course 2-Wheels(5,821m)

No	72	Best Time	2'15.870	154.233 km/h
Name	澤村 元章 Motoaki SAWAMURA	Total Time	39'53.550	12 Laps
Team	IRF with AZURLANE 3	Average Lap Time	3'23.869	
Type	YZF-R1	Today's Rank	14 / 24	
		Today's Top Time	2'07.479	164.385 km/h

No	72 (Driver1)	Best Time		km/h
Name		Total Time		Laps
Team	IRF with AZURLANE 3	Average Lap Time		
Type	YZF-R1	Today's Rank		
		Today's Top Time	2'06.697	165.399 km/h

No	72 (Driver2)	Best Time		km/h
Name	澤村 元章	Total Time		Laps
Team	IRF with AZURLANE 3	Average Lap Time		
Type	YZF-R1	Today's Rank		
		Today's Top Time	2'06.697	165.399 km/h

No	72 (Driver3)	Best Time		km/h
Name	Motoaki SAWAMURA	Total Time		Laps
Team	IRF with AZURLANE 3	Average Lap Time		
Type	YZF-R1	Today's Rank		
		Today's Top Time	2'06.697	165.399 km/h

Lap	Passing Time	Lap Time	Sec1	Sec2	Sec3	Sec4	km/h	Driver No
				25.053	52.589	27.303	270.277	0
1.	2'30.988							
		2'20.941 (7)	38.856	24.310	51.488	26.287	272.795	0
2.	4'51.929							
		2'18.076 (6)	37.888	23.670	50.331	26.187	251.691	0
3.	7'10.005							
		2'17.157 (5)	38.015	23.503	50.223	25.416	281.538	0
4.	9'27.162							
		2'16.897 (3)	37.639	23.570	50.138	25.550	281.538	0
5.	11'44.059							
		5'38.955 (10)	43.691	24.047	50.537	25.493	280.639	0
6.	17'23.014							
		2'43.330 (8)	37.896	23.616	55.467	46.351	156.578	0
7.	20'06.344	Pit						
		7'47.846 (11)	6'07.923	24.009	50.469	25.445	277.098	0
8.	27'54.190							
		B 2'15.870 (1)	37.441	23.429	49.885	25.115	280.639	0
9.	30'10.060							
		5'09.676 (9)	38.402	23.730	50.805	25.618	277.975	0
10.	35'19.736							
		2'17.022 (4)	38.125	23.455	49.908	25.534	278.857	0
11.	37'36.758							
		2'16.792 (2)	37.980	23.405	50.191	25.216	277.975	0
12.	39'53.550							



NGK SPARK PLUGS

SUZUKA 2&4 RACE



予選・決勝 SAT 決勝 SUN

4/22-23

2023 MFJ全日本ロードレース選手権シリーズ 第2戦

JSB1000 特別スポーツ走行 A Gr. 1回目

2023 / 4 / 20 :



SUZUKA CIRCUIT

個別ラップ表

Weather :Fine

Track :Dry

Full Course 2-Wheels(5,821m)

No	74	Best Time	2'12.418	158.253 km/h
Name	山中 将基 Masaki YAMANAKA	Total Time	44'46.649	12 Laps
Team	BIZENSEIKIKirimotoTechnoWorks1	Average Lap Time	3'48.989	
Type	Ninja ZX-10R	Today's Rank	5 / 24	
		Today's Top Time	2'07.479	164.385 km/h
No	74 (Driver1)	Best Time		km/h
Name	山中 将基 Masaki YAMANAKA	Total Time		Laps
Team	BIZENSEIKIKirimotoTechnoWorks1	Average Lap Time		
Type	Ninja ZX-10R	Today's Rank		
		Today's Top Time	2'06.697	165.399 km/h
No	74 (Driver2)	Best Time		km/h
Name	山中 将基	Total Time		Laps
Team	BIZENSEIKIKirimotoTechnoWorks1	Average Lap Time		
Type	Ninja ZX-10R	Today's Rank		
		Today's Top Time	2'06.697	165.399 km/h
No	74 (Driver3)	Best Time		km/h
Name	Masaki YAMANAKA	Total Time		Laps
Team	BIZENSEIKIKirimotoTechnoWorks1	Average Lap Time		
Type	Ninja ZX-10R	Today's Rank		
		Today's Top Time	2'06.697	165.399 km/h

Lap	Passing Time	Lap Time	Sec1	Sec2	Sec3	Sec4	km/h	Driver No
1.	2'47.762			24.121	50.328	25.289	283.355	0
2.	5'03.084	2'15.322 (7)	37.572	23.383	49.109	25.258	284.272	0
3.	7'16.100	2'13.016 (3)	36.693	22.703	48.836	24.784	281.538	0
4.	9'51.051	2'34.951 (8)	37.826	23.765	50.572	42.788	276.226	0
5.	14'59.080	5'08.029 (9)	3'29.927	23.093	50.342	24.667	278.857	0
6.	17'11.498	B 2'12.418 (1)	36.581	22.498	48.738	24.601	281.538	0
7.	30'19.563	13'08.065 (11)	38.748	23.222	50.156	24.744	280.639	0
8.	32'34.141	2'14.578 (6)	36.857	23.021	50.170	24.530	278.857	0
9.	34'46.887	2'12.746 (2)	36.745	22.694	48.665	24.642	278.857	0
10.	40'19.618	5'32.731 (10)	38.909	23.679	48.772	24.768	283.355	0
11.	42'32.909	2'13.291 (4)	36.647	22.742	49.152	24.750	278.857	0
12.	44'46.649	2'13.740 (5)	36.748	22.628	49.607	24.757	282.444	0



NGK SPARK PLUGS

SUZUKA 2&4 RACE



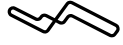
予選・決勝 SAT 決勝 SUN

4/22-23

2023 MFJ全日本ロードレース選手権シリーズ 第2戦

JSB1000 特別スポーツ走行 A Gr. 1回目

2023 / 4 / 20 :



SUZUKA CIRCUIT

個別ラップ表

Weather :Fine

Full Course 2-Wheels(5,821m)

Track :Dry

No	76	Best Time	2'17.334	152.589 km/h
Name	川名 拳豊 Kento KAWANA	Total Time	32'07.766	6 Laps
Team	IRF with AZURLANE 2	Average Lap Time	5'55.646	
Type	YZF-R1	Today's Rank	20 / 24	
		Today's Top Time	2'07.479	164.385 km/h

No	76 (Driver1)	Best Time		km/h
Name		Total Time		Laps
Team	IRF with AZURLANE 2	Average Lap Time		
Type	YZF-R1	Today's Rank		
		Today's Top Time	2'06.697	165.399 km/h

No	76 (Driver2)	Best Time		km/h
Name	川名 拳豊	Total Time		Laps
Team	IRF with AZURLANE 2	Average Lap Time		
Type	YZF-R1	Today's Rank		
		Today's Top Time	2'06.697	165.399 km/h

No	76 (Driver3)	Best Time		km/h
Name	Kento KAWANA	Total Time		Laps
Team	IRF with AZURLANE 2	Average Lap Time		
Type	YZF-R1	Today's Rank		
		Today's Top Time	2'06.697	165.399 km/h

Lap	Passing Time	Lap Time	Sec1	Sec2	Sec3	Sec4	km/h	Driver No
1.	2'29.534			24.855	52.071	26.198	281.538	0
2.	4'47.290	2'17.756 (3)	38.001	23.742	50.220	25.793	280.639	0
3.	7'04.624	B 2'17.334 (1)	37.640	23.789	50.260	25.645	279.745	0
4.	27'31.831	20'27.207 (5)	39.055	24.364	51.732	26.331	277.975	0
5.	29'50.177	2'18.346 (4)	38.646	23.818	50.364	25.518	279.745	0
6.	32'07.766	2'17.589 (2)	37.939	23.565	50.465	25.620	278.857	0



NGK SPARK PLUGS

SUZUKA 2&4 RACE



予選・決勝 SAT 決勝 SUN

4/22-23

2023 MFJ全日本ロードレース選手権シリーズ 第2戦

JSB1000 特別スポーツ走行 A Gr. 1回目

2023 / 4 / 20 :

SUZUKA CIRCUIT

個別ラップ表

Weather :Fine

Full Course 2-Wheels(5,821m)

Track :Dry

No	78	Best Time	2'15.622	154.515 km/h
Name	宮腰 武 Takeshi MIYAKOSHI	Total Time	35'00.750	11 Laps
Team	IRF with AZURLANE1	Average Lap Time	3'09.881	
Type	YZF-R1	Today's Rank	13 / 24	
		Today's Top Time	2'07.479	164.385 km/h

No	78 (Driver1)	Best Time		km/h
Name		Total Time		Laps
Team	IRF with AZURLANE1	Average Lap Time		
Type	YZF-R1	Today's Rank		
		Today's Top Time	2'06.697	165.399 km/h

No	78 (Driver2)	Best Time		km/h
Name	宮腰 武	Total Time		Laps
Team	IRF with AZURLANE1	Average Lap Time		
Type	YZF-R1	Today's Rank		
		Today's Top Time	2'06.697	165.399 km/h

No	78 (Driver3)	Best Time		km/h
Name	Takeshi MIYAKOSHI	Total Time		Laps
Team	IRF with AZURLANE1	Average Lap Time		
Type	YZF-R1	Today's Rank		
		Today's Top Time	2'06.697	165.399 km/h

Lap	Passing Time	Lap Time	Sec1	Sec2	Sec3	Sec4	km/h	Driver No
				24.623	51.960	26.147	273.645	0
1.	3'21.935	2'17.462 (8)	37.848	23.740	50.669	25.205	276.226	0
2.	5'39.397	2'16.505 (4)	37.346	23.524	50.406	25.229	277.098	0
3.	7'55.902	B 2'15.622 (1)	37.155	23.431	49.969	25.067	277.975	0
4.	10'11.524	2'16.036 (3)	37.061	23.253	50.271	25.451	275.361	0
5.	12'27.560	2'15.964 (2)	37.255	23.346	50.132	25.231	277.098	0
6.	14'43.524	2'37.512 (9)	37.292	23.361	50.382	46.477	277.975	0
7.	17'21.036	Pit 10'49.621 (10)	9'07.436	24.727	51.710	25.748	275.361	0
8.	28'10.657	2'16.905 (7)	37.418	23.572	50.690	25.225	277.975	0
9.	30'27.562	2'16.584 (5)	37.419	23.555	50.460	25.150	277.975	0
10.	32'44.146	2'16.604 (6)	37.303	23.463	50.497	25.341	276.226	0
11.	35'00.750							



NGK SPARK PLUGS

SUZUKA 2&4 RACE



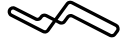
予選・決勝 SAT 決勝 SUN

4/22-23

2023 MFJ全日本ロードレース選手権シリーズ 第2戦

JSB1000 特別スポーツ走行 A Gr. 1回目

2023 / 4 / 20 :



SUZUKA CIRCUIT

個別ラップ表

Weather :Fine

Track :Dry

Full Course 2-Wheels(5,821m)

No	80	Best Time	2'14.697	155.576 km/h
Name	吉田 光弘 Mitsuhiro YOSHIDA	Total Time	43'49.476	13 Laps
Team	Honda Ryokuyokai Kumamoto Racing	Average Lap Time	3'26.031	
Type	CBR1000RR-R	Today's Rank	12 / 24	
		Today's Top Time	2'07.479	164.385 km/h
No	80 (Driver1)	Best Time		km/h
Name		Total Time		Laps
Team	Honda Ryokuyokai Kumamoto Racing	Average Lap Time		
Type	CBR1000RR-R	Today's Rank		
		Today's Top Time	2'06.697	165.399 km/h
No	80 (Driver2)	Best Time		km/h
Name	吉田 光弘	Total Time		Laps
Team	Honda Ryokuyokai Kumamoto Racing	Average Lap Time		
Type	CBR1000RR-R	Today's Rank		
		Today's Top Time	2'06.697	165.399 km/h
No	80 (Driver3)	Best Time		km/h
Name	Mitsuhiro YOSHIDA	Total Time		Laps
Team	Honda Ryokuyokai Kumamoto Racing	Average Lap Time		
Type	CBR1000RR-R	Today's Rank		
		Today's Top Time	2'06.697	165.399 km/h

Lap	Passing Time	Lap Time	Sec1	Sec2	Sec3	Sec4	km/h	Driver No
1.	2'37.103			26.055	53.852	26.932	261.429	0
2.	4'56.873	2'19.770 (9)	39.421	23.888	50.660	25.801	288.947	0
3.	7'14.242	2'17.369 (6)	38.278	23.450	50.136	25.505	292.800	0
4.	9'31.710	2'17.468 (8)	38.181	23.376	49.944	25.967	266.991	0
5.	15'37.417	6'05.707 (11)	39.726	24.310	54.955	29.165	256.093	0
6.	17'54.829	2'17.412 (7)	39.055	23.331	49.754	25.272	294.765	0
7.	27'22.867	9'28.038 (12)	40.214	23.866	50.347	25.493	290.861	0
8.	29'38.676	2'15.809 (4)	37.570	23.299	49.761	25.179	294.765	0
9.	31'53.816	2'15.140 (2)	37.351	23.064	49.695	25.030	293.779	0
10.	37'03.064	5'09.248 (10)	38.392	24.691	50.284	25.243	293.779	0
11.	39'19.338	2'16.274 (5)	38.248	23.377	49.498	25.151	293.779	0
12.	41'34.779	2'15.441 (3)	37.137	23.691	49.539	25.074	293.779	0
13.	43'49.476	B 2'14.697 (1)	37.570	23.110	49.264	24.753	294.765	0