



NGK SPARK PLUGS

SUZUKA 2&4 RACE



予選・決勝 SAT 決勝 SUN

4/22-23

2023 MFJ全日本ロードレース選手権シリーズ 第2戦

JSB1000 特別スポーツ走行 B Gr. 1回目

2023 / 4 / 20 :

SUZUKA CIRCUIT

個別ラップ表

Weather :Fine

Track :Dry

Full Course 2-Wheels(5,821m)

No	3	Best Time	2'08.987	162.463 km/h
Name	岡本 裕生 Yuki OKAMOTO	Total Time	40'45.207	12 Laps
Team	YAMAHA FACTORY RACING TEAM 2	Average Lap Time	3'29.828	
Type	YZF-R1	Today's Rank	1 / 12	
		Today's Top Time	2'08.987	162.463 km/h
No	3 (Driver1)	Best Time	2'10.620	160.432 km/h
Name	岡本 裕生 Yuki OKAMOTO	Total Time	15'51.264	3 Laps
Team	YAMAHA FACTORY RACING TEAM 2	Average Lap Time	2'17.272	
Type	YZF-R1	Today's Rank	3 / 8	
		Today's Top Time	2'08.690	162.838 km/h
No	3 (Driver2)	Best Time		km/h
Name	岡本 裕生	Total Time		Laps
Team	YAMAHA FACTORY RACING TEAM 2	Average Lap Time		
Type	YZF-R1	Today's Rank		
		Today's Top Time	2'08.690	162.838 km/h
No	3 (Driver3)	Best Time		km/h
Name	Yuki OKAMOTO	Total Time		Laps
Team	YAMAHA FACTORY RACING TEAM 2	Average Lap Time		
Type	YZF-R1	Today's Rank		
		Today's Top Time	2'08.690	162.838 km/h

Lap	Passing Time	Lap Time	Sec1	Sec2	Sec3	Sec4	km/h	Driver No
1.	2'17.097			23.802	49.172	24.965	279.745	0
2.	4'27.935	2'10.838 (8)	36.293	22.291	48.090	24.164	289.901	0
3.	6'37.527	2'09.592 (4)	35.786	22.010	47.789	24.007	295.758	0
4.	8'47.061	2'09.534 (3)	35.797	22.049	47.749	23.939	293.779	0
5.	10'56.361	2'09.300 (2)	35.679	22.050	47.751	23.820	295.758	0
6.	22'13.081	11'16.720 (11)	36.642	23.222	49.045	24.565	290.861	1
7.	24'23.701	2'10.620 (7)	36.116	22.292	48.026	24.186	296.757	1
8.	26'47.625	2'23.924 (9)	36.438	23.341	48.223	35.922	277.975	1
9.	34'16.685	7'29.060 (10)	5'53.692	22.740	48.275	24.353	291.827	0
10.	36'26.364	2'09.679 (5)	35.655	22.035	48.176	23.813	296.757	0
11.	38'36.220	2'09.856 (6)	35.515	22.835	47.576	23.930	295.758	0
12.	40'45.207	B 2'08.987 (1)	35.622	21.948	47.564	23.853	295.758	0



NGK SPARK PLUGS

SUZUKA 2&4 RACE



予選・決勝 SAT 決勝 SUN

4/22-23

2023 MFJ全日本ロードレース選手権シリーズ 第2戦

JSB1000 特別スポーツ走行 B Gr. 1回目

2023 / 4 / 20



SUZUKA CIRCUIT

個別ラップ表

Weather :Fine

Track :Dry

Full Course 2-Wheels(5,821m)

No	5	Best Time	2'09.225	162.164 km/h
Name	亀井 雄大 Yudai KAMEI	Total Time	40'27.299	13 Laps
Team	YOSHIMURA SUZUKI RIDEWIN	Average Lap Time	3'10.720	
Type	GSX-R1000R	Today's Rank	2 / 12	
		Today's Top Time	2'08.987	162.463 km/h
No	5 (Driver1)	Best Time	2'10.933	160.048 km/h
Name	亀井 雄大 Yudai KAMEI	Total Time	4'29.588	2 Laps
Team	YOSHIMURA SUZUKI RIDEWIN	Average Lap Time	2'10.933	
Type	GSX-R1000R	Today's Rank	4 / 8	
		Today's Top Time	2'08.690	162.838 km/h
No	5 (Driver2)	Best Time		km/h
Name	亀井 雄大	Total Time		Laps
Team	YOSHIMURA SUZUKI RIDEWIN	Average Lap Time		
Type	GSX-R1000R	Today's Rank		
		Today's Top Time	2'08.690	162.838 km/h
No	5 (Driver3)	Best Time		km/h
Name	Yudai KAMEI	Total Time		Laps
Team	YOSHIMURA SUZUKI RIDEWIN	Average Lap Time		
Type	GSX-R1000R	Today's Rank		
		Today's Top Time	2'08.690	162.838 km/h

Lap	Passing Time	Lap Time	Sec1	Sec2	Sec3	Sec4	km/h	Driver No
				23.489	49.865	25.087	277.975	1
1.	2'18.655							
		2'10.933 (7)	36.250	22.174	48.262	24.247	292.800	1
2.	4'29.588							
		5'28.094 (10)	39.177	23.478	50.593	25.277	290.861	0
3.	9'57.682							
		2'12.373 (9)	36.955	22.378	48.474	24.566	288.947	0
4.	12'10.055							
		2'11.480 (8)	36.620	22.343	48.255	24.262	294.765	0
5.	14'21.535							
		2'10.021 (4)	35.933	22.066	47.950	24.072	294.765	0
6.	16'31.556							
		2'09.735 (3)	35.841	22.102	47.880	23.912	295.758	0
7.	18'41.291							
		7'12.158 (12)	39.662	23.223	48.838	24.418	294.765	0
8.	25'53.449							
		2'10.212 (5)	36.177	22.103	47.943	23.989	294.765	0
9.	28'03.661							
		2'09.411 (2)	35.570	21.995	47.642	24.204	292.800	0
10.	30'13.072							
		5'54.339 (11)	37.562	22.639	48.818	24.192	291.827	0
11.	36'07.411							
		2'10.663 (6)	35.774	22.088	48.567	24.234	290.861	0
12.	38'18.074							
		B 2'09.225 (1)	35.650	21.843	47.682	24.050	294.765	0
13.	40'27.299							



NGK SPARK PLUGS

SUZUKA 2&4 RACE



予選・決勝 SAT 決勝 SUN

4/22-23

2023 MFJ全日本ロードレース選手権シリーズ 第2戦

JSB1000 特別スポーツ走行 B Gr. 1回目

2023 / 4 / 20 :



SUZUKA CIRCUIT

個別ラップ表

Weather :Fine

Track :Dry

Full Course 2-Wheels(5,821m)

No	9	Best Time	2'10.559	160.507 km/h
Name	関口 太郎 Taro SEKIGUCHI	Total Time	42'01.030	13 Laps
Team	SANMEI Team TARO PLUSONE	Average Lap Time	3'16.498	
Type	M1000RR	Today's Rank	3 / 12	
		Today's Top Time	2'08.987	162.463 km/h
No	9 (Driver1)	Best Time	2'11.170	159.759 km/h
Name	関口 太郎 Taro SEKIGUCHI	Total Time	20'33.640	7 Laps
Team	SANMEI Team TARO PLUSONE	Average Lap Time	2'58.431	
Type	M1000RR	Today's Rank	6 / 8	
		Today's Top Time	2'08.690	162.838 km/h
No	9 (Driver2)	Best Time		km/h
Name	関口 太郎	Total Time		Laps
Team	SANMEI Team TARO PLUSONE	Average Lap Time		
Type	M1000RR	Today's Rank		
		Today's Top Time	2'08.690	162.838 km/h
No	9 (Driver3)	Best Time		km/h
Name	Taro SEKIGUCHI	Total Time		Laps
Team	SANMEI Team TARO PLUSONE	Average Lap Time		
Type	M1000RR	Today's Rank		
		Today's Top Time	2'08.690	162.838 km/h

Lap	Passing Time	Lap Time	Sec1	Sec2	Sec3	Sec4	km/h	Driver No
				26.936	56.975	29.114	239.346	1
1.	2'43.051							
		2'23.038 (10)	41.076	24.100	51.804	26.058	281.538	1
2.	5'06.089							
		2'15.412 (9)	37.936	22.882	49.159	25.435	277.098	1
3.	7'21.501							
		2'12.064 (6)	36.783	22.178	48.434	24.669	288.000	1
4.	9'33.565							
		10'28.935 (12)	37.352	25.578	51.297	25.660	278.857	0
5.	20'02.500							
		2'13.717 (7)	37.435	22.568	48.858	24.856	283.355	0
6.	22'16.217							
		2'11.341 (4)	36.167	22.331	48.154	24.689	283.355	0
7.	24'27.558							
		2'11.849 (5)	36.091	22.217	48.527	25.014	278.857	0
8.	26'39.407							
		2'10.989 (2)	36.063	22.084	48.458	24.384	284.272	0
9.	28'50.396							
		B 2'10.559 (1)	35.978	22.077	48.224	24.280	282.444	0
10.	31'00.955							
		6'33.750 (11)	39.342	24.448	50.645	27.920	264.578	1
11.	37'34.705							
		2'15.155 (8)	37.488	23.469	49.292	24.906	281.538	1
12.	39'49.860							
		2'11.170 (3)	36.100	22.111	48.545	24.414	282.444	1
13.	42'01.030							



NGK SPARK PLUGS

SUZUKA 2&4 RACE



予選・決勝 SAT 決勝 SUN

4/22-23

2023 MFJ全日本ロードレース選手権シリーズ 第2戦

JSB1000 特別スポーツ走行 B Gr. 1回目

2023 / 4 / 20 :



SUZUKA CIRCUIT

個別ラップ表

Weather :Fine

Track :Dry

Full Course 2-Wheels(5,821m)

No	11	Best Time	2'10.951	160.026 km/h
Name	柳川 明 Akira YANAGAWA	Total Time	41'36.857	10 Laps
Team	KRP SANYOUKOUGYO RSITOH	Average Lap Time	4'19.854	
Type	Ninja ZX-10R	Today's Rank	6 / 12	
		Today's Top Time	2'08.987	162.463 km/h

No	11 (Driver1)	Best Time		km/h
Name	柳川 明 Akira YANAGAWA	Total Time		Laps
Team	KRP SANYOUKOUGYO RSITOH	Average Lap Time		
Type	Ninja ZX-10R	Today's Rank		
		Today's Top Time	2'08.690	162.838 km/h

No	11 (Driver2)	Best Time		km/h
Name	柳川 明	Total Time		Laps
Team	KRP SANYOUKOUGYO RSITOH	Average Lap Time		
Type	Ninja ZX-10R	Today's Rank		
		Today's Top Time	2'08.690	162.838 km/h

No	11 (Driver3)	Best Time		km/h
Name	Akira YANAGAWA	Total Time		Laps
Team	KRP SANYOUKOUGYO RSITOH	Average Lap Time		
Type	Ninja ZX-10R	Today's Rank		
		Today's Top Time	2'08.690	162.838 km/h

Lap	Passing Time	Lap Time	Sec1	Sec2	Sec3	Sec4	km/h	Driver No
				25.754	54.774	25.984	288.947	0
1.	2'38.163							
		2'16.466 (6)	38.326	23.345	49.649	25.146	291.827	0
2.	4'54.629							
		2'12.280 (5)	36.596	22.556	48.582	24.546	291.827	0
3.	7'06.909							
		2'11.715 (3)	36.132	22.436	48.356	24.791	288.947	0
4.	9'18.624							
		14'43.665 (9)	40.050	23.815	53.630	24.852	287.059	0
5.	24'02.289							
		2'12.052 (4)	36.332	22.533	48.832	24.355	288.000	0
6.	26'14.341							
		B 2'10.951 (1)	35.981	22.353	48.366	24.251	288.000	0
7.	28'25.292							
		8'29.711 (8)	40.852	23.326	49.424	24.428	286.124	0
8.	36'55.003							
		2'11.299 (2)	36.112	22.436	48.459	24.292	287.059	0
9.	39'06.302							
		2'30.555 (7)	36.116	22.821	53.194	38.424	266.991	0
10.	41'36.857 Pit							



NGK SPARK PLUGS

SUZUKA 2&4 RACE



予選・決勝 SAT 決勝 SUN

4/22-23

2023 MFJ全日本ロードレース選手権シリーズ 第2戦

JSB1000 特別スポーツ走行 B Gr. 1回目

2023 / 4 / 20 :



SUZUKA CIRCUIT

個別ラップ表

Weather :Fine

Track :Dry

Full Course 2-Wheels(5,821m)

No	13	Best Time	2'12.699	157.918 km/h
Name	津田 一磨 Kazuma TSUDA	Total Time	41'06.877	13 Laps
Team	Team BabyFace	Average Lap Time	3'12.081	
Type	YZF-R1	Today's Rank	8 / 12	
		Today's Top Time	2'08.987	162.463 km/h

No	13 (Driver1)	Best Time		km/h
Name	津田 一磨 Kazuma TSUDA	Total Time		Laps
Team	Team BabyFace	Average Lap Time		
Type	YZF-R1	Today's Rank		
		Today's Top Time	2'08.690	162.838 km/h

No	13 (Driver2)	Best Time		km/h
Name	津田 一磨 Kazuma TSUDA	Total Time		Laps
Team	Team BabyFace	Average Lap Time		
Type	YZF-R1	Today's Rank		
		Today's Top Time	2'08.690	162.838 km/h

No	13 (Driver3)	Best Time		km/h
Name	Kazuma TSUDA	Total Time		Laps
Team	Team BabyFace	Average Lap Time		
Type	YZF-R1	Today's Rank		
		Today's Top Time	2'08.690	162.838 km/h

Lap	Passing Time	Lap Time	Sec1	Sec2	Sec3	Sec4	km/h	Driver No
1.	2'41.894			25.208	59.106	27.397	259.115	0
2.	5'30.672	Pit						
		2'48.778 (9)	38.675	23.816	1'05.521	40.766	243.324	0
3.	10'53.550	5'22.878 (11)	3'41.272	24.385	51.156	26.065	282.444	0
4.	13'10.621	2'17.071 (5)	38.050	23.458	50.184	25.379	283.355	0
5.	15'26.354	2'15.733 (4)	37.386	23.147	49.814	25.386	286.124	0
6.	17'40.481	2'14.127 (2)	37.093	22.951	49.288	24.795	285.195	0
7.	20'12.583	2'32.102 (8)	41.762	28.242	55.777	26.321	274.500	0
8.	22'41.864	Pit						
		2'29.281 (7)	36.677	22.729	49.083	40.792	252.414	0
9.	29'34.208	6'52.344 (12)	5'12.209	24.078	50.701	25.356	285.195	0
10.	31'48.485	2'14.277 (3)	37.087	22.888	49.346	24.956	286.124	0
11.	34'09.980	2'21.495 (6)	37.586	23.739	55.374	24.796	282.444	0
12.	36'22.679	B 2'12.699 (1)	36.561	22.764	48.927	24.447	285.195	0
13.	41'06.877	4'44.198 (10)	38.935	23.920	51.306	25.231	281.538	0



NGK SPARK PLUGS

SUZUKA 2&4 RACE



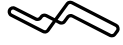
予選・決勝 SAT 決勝 SUN

4/22-23

2023 MFJ全日本ロードレース選手権シリーズ 第2戦

JSB1000 特別スポーツ走行 B Gr. 1回目

2023 / 4 / 20 :



SUZUKA CIRCUIT

個別ラップ表

Weather :Fine

Track :Dry

Full Course 2-Wheels(5,821m)

No	17	Best Time	2'10.599	160.458 km/h
Name	児玉 勇太 Yuta KODAMA	Total Time	41'37.843	12 Laps
Team	Team Kodama	Average Lap Time	3'31.819	
Type	YZF-R1	Today's Rank	4 / 12	
		Today's Top Time	2'08.987	162.463 km/h
No	17 (Driver1)	Best Time	2'14.713	155.557 km/h
Name	児玉 勇太 Yuta KODAMA	Total Time	9'45.486	4 Laps
Team	Team Kodama	Average Lap Time	2'19.218	
Type	YZF-R1	Today's Rank	7 / 8	
		Today's Top Time	2'08.690	162.838 km/h
No	17 (Driver2)	Best Time		km/h
Name	児玉 勇太	Total Time		Laps
Team	Team Kodama	Average Lap Time		
Type	YZF-R1	Today's Rank		
		Today's Top Time	2'08.690	162.838 km/h
No	17 (Driver3)	Best Time		km/h
Name	Yuta KODAMA	Total Time		Laps
Team	Team Kodama	Average Lap Time		
Type	YZF-R1	Today's Rank		
		Today's Top Time	2'08.690	162.838 km/h

Lap	Passing Time	Lap Time	Sec1	Sec2	Sec3	Sec4	km/h	Driver No
				24.672	51.464	26.786	244.680	1
1.	2'47.830							
		2'16.323 (9)	37.982	23.220	49.771	25.350	271.950	1
2.	5'04.153							
		2'14.713 (8)	37.483	23.039	49.222	24.969	277.975	1
3.	7'18.866							
		2'26.620 (10)	36.900	22.780	48.753	38.187	269.448	1
4.	9'45.486	Pit						
		16'32.553 (11)	3'12.926	23.933	55.780	25.308	263.784	0
5.	26'18.039							
		2'13.149 (7)	36.807	22.723	48.904	24.715	281.538	0
6.	28'31.188							
		2'11.629 (6)	36.210	22.517	48.512	24.390	284.272	0
7.	30'42.817							
		2'10.927 (2)	36.003	22.285	48.270	24.369	283.355	0
8.	32'53.744							
		2'11.410 (5)	36.261	22.411	48.320	24.418	283.355	0
9.	35'05.154							
		B 2'10.599 (1)	35.850	22.319	48.196	24.234	284.272	0
10.	37'15.753							
		2'10.994 (3)	36.027	22.172	48.350	24.445	286.124	0
11.	39'26.747							
		2'11.096 (4)	35.913	22.396	48.558	24.229	285.195	0
12.	41'37.843							



NGK SPARK PLUGS

SUZUKA 2&4 RACE



予選・決勝 SAT 決勝 SUN

4/22-23

2023 MFJ全日本ロードレース選手権シリーズ 第2戦

JSB1000 特別スポーツ走行 B Gr. 1回目

2023 / 4 / 20 :



SUZUKA CIRCUIT

個別ラップ表

Weather :Fine

Track :Dry

Full Course 2-Wheels(5,821m)

No	19	Best Time	2'10.643	160.404 km/h
Name	國峰 啄磨 Takuma KUNIMINE	Total Time	41'46.100	15 Laps
Team	TOHO Racing	Average Lap Time	2'46.194	
Type	CBR1000RR-R	Today's Rank	5 / 12	
		Today's Top Time	2'08.987	162.463 km/h

No	19 (Driver1)	Best Time		km/h
Name		Total Time		Laps
Team	TOHO Racing	Average Lap Time		
Type	CBR1000RR-R	Today's Rank		
		Today's Top Time	2'08.690	162.838 km/h

No	19 (Driver2)	Best Time		km/h
Name	國峰 啄磨	Total Time		Laps
Team	TOHO Racing	Average Lap Time		
Type	CBR1000RR-R	Today's Rank		
		Today's Top Time	2'08.690	162.838 km/h

No	19 (Driver3)	Best Time		km/h
Name	Takuma KUNIMINE	Total Time		Laps
Team	TOHO Racing	Average Lap Time		
Type	CBR1000RR-R	Today's Rank		
		Today's Top Time	2'08.690	162.838 km/h

Lap	Passing Time	Lap Time	Sec1	Sec2	Sec3	Sec4	km/h	Driver No
1.	2'59.377 Pit			25.934	53.853	37.979	234.240	0
2.	7'51.140	4'51.763 (13)	3'08.530	24.833	51.982	26.418	285.195	0
3.	10'06.690	2'15.550 (12)	37.898	23.068	49.594	24.990	290.861	0
4.	12'19.994	2'13.304 (10)	36.969	22.469	48.713	25.153	291.827	0
5.	14'33.470	2'13.476 (11)	37.355	22.669	48.582	24.870	288.000	0
6.	16'45.059	2'11.589 (8)	36.379	22.276	48.434	24.500	292.800	0
7.	18'55.967	2'10.908 (5)	36.187	22.190	48.191	24.340	292.800	0
8.	21'07.010	2'11.043 (6)	36.261	22.198	48.137	24.447	292.800	0
9.	23'17.736	2'10.726 (2)	36.144	22.177	48.149	24.256	292.800	0
10.	25'30.432	2'12.696 (9)	36.096	22.508	49.347	24.745	291.827	0
11.	27'41.338	2'10.906 (4)	36.288	22.248	48.137	24.233	291.827	0
12.	29'52.242	2'10.904 (3)	36.002	22.248	47.960	24.694	295.758	0
13.	37'24.302	7'32.060 (14)	36.789	22.856	50.706	25.156	272.795	0
14.	39'35.457	2'11.155 (7)	36.388	22.348	48.114	24.305	292.800	0
15.	41'46.100	B 2'10.643 (1)	36.029	22.144	48.362	24.108	294.765	0



NGK SPARK PLUGS

SUZUKA 2&4 RACE



予選・決勝 SAT 決勝 SUN

4/22-23

2023 MFJ全日本ロードレース選手権シリーズ 第2戦

JSB1000 特別スポーツ走行 B Gr. 1回目

2023 / 4 / 20 :



SUZUKA CIRCUIT

個別ラップ表

Weather :Fine

Track :Dry

Full Course 2-Wheels(5,821m)

No	21	Best Time	2'12.179	158.540 km/h
Name	田尻 悠人 Yuto TAJIRI	Total Time	40'52.977	13 Laps
Team	GOSHI Racing	Average Lap Time	3'09.132	
Type	CBR1000RR-R	Today's Rank	7 / 12	
		Today's Top Time	2'08.987	162.463 km/h

No	21 (Driver1)	Best Time		km/h
Name		Total Time		Laps
Team	GOSHI Racing	Average Lap Time		
Type	CBR1000RR-R	Today's Rank		
		Today's Top Time	2'08.690	162.838 km/h

No	21 (Driver2)	Best Time		km/h
Name	田尻 悠人	Total Time		Laps
Team	GOSHI Racing	Average Lap Time		
Type	CBR1000RR-R	Today's Rank		
		Today's Top Time	2'08.690	162.838 km/h

No	21 (Driver3)	Best Time		km/h
Name	Yuto TAJIRI	Total Time		Laps
Team	GOSHI Racing	Average Lap Time		
Type	CBR1000RR-R	Today's Rank		
		Today's Top Time	2'08.690	162.838 km/h

Lap	Passing Time	Lap Time	Sec1	Sec2	Sec3	Sec4	km/h	Driver No
				24.591	51.800	26.447	287.059	0
1.	3'03.389							
		2'15.629 (8)	37.871	23.011	49.236	25.511	288.947	0
2.	5'19.018							
		2'13.907 (5)	37.308	22.789	49.128	24.682	289.901	0
3.	7'32.925							
		2'15.472 (7)	37.437	23.041	49.719	25.275	281.538	0
4.	9'48.397							
		2'13.381 (2)	36.959	22.661	48.978	24.783	285.195	0
5.	12'01.778							
		2'46.377 (10)	42.544	28.775	53.236	41.822	262.994	0
6.	14'48.155	Pit						
		4'43.845 (11)	3'03.992	23.496	50.916	25.441	282.444	0
7.	19'32.000							
		2'14.421 (6)	38.009	22.688	49.138	24.586	282.444	0
8.	21'46.421							
		2'29.274 (9)	37.078	22.600	49.401	40.195	275.361	0
9.	24'15.695	Pit						
		9'57.819 (12)	8'18.112	23.796	50.245	25.666	288.000	0
10.	34'13.514							
		2'13.744 (4)	37.282	22.879	49.001	24.582	286.124	0
11.	36'27.258							
		B 2'12.179 (1)	36.718	22.468	48.427	24.566	288.947	0
12.	38'39.437							
		2'13.540 (3)	36.809	22.413	49.877	24.441	286.124	0
13.	40'52.977							



NGK SPARK PLUGS

SUZUKA 2&4 RACE



予選・決勝 SAT 決勝 SUN

4/22-23

2023 MFJ全日本ロードレース選手権シリーズ 第2戦

JSB1000 特別スポーツ走行 B Gr. 1回目

2023 / 4 / 20 :



SUZUKA CIRCUIT

個別ラップ表

Weather :Fine

Track :Dry

Full Course 2-Wheels(5,821m)

No	39	Best Time	2'13.863	156.545 km/h
Name	芳賀 瑛大 Akito HAGA	Total Time	42'14.121	12 Laps
Team	WORK NAVI Nitro Racing	Average Lap Time	3'36.731	
Type	YZF-R1	Today's Rank	9 / 12	
		Today's Top Time	2'08.987	162.463 km/h

No	39 (Driver1)	Best Time		km/h
Name		Total Time		Laps
Team	WORK NAVI Nitro Racing	Average Lap Time		
Type	YZF-R1	Today's Rank		
		Today's Top Time	2'08.690	162.838 km/h

No	39 (Driver2)	Best Time		km/h
Name	芳賀 瑛大	Total Time		Laps
Team	WORK NAVI Nitro Racing	Average Lap Time		
Type	YZF-R1	Today's Rank		
		Today's Top Time	2'08.690	162.838 km/h

No	39 (Driver3)	Best Time		km/h
Name	Akito HAGA	Total Time		Laps
Team	WORK NAVI Nitro Racing	Average Lap Time		
Type	YZF-R1	Today's Rank		
		Today's Top Time	2'08.690	162.838 km/h

Lap	Passing Time	Lap Time	Sec1	Sec2	Sec3	Sec4	km/h	Driver No
				25.072	52.343	26.424	252.414	0
1.	2'30.078							
		2'17.312 (8)	38.202	23.289	50.253	25.568	283.355	0
2.	4'47.390							
		2'15.915 (5)	37.634	23.165	50.017	25.099	282.444	0
3.	7'03.305							
		2'15.212 (4)	37.269	23.066	49.796	25.081	279.745	0
4.	9'18.517							
		2'17.257 (7)	38.031	23.248	50.608	25.370	280.639	0
5.	11'35.774							
		12'47.061 (11)	45.929	24.282	50.828	25.712	282.444	0
6.	24'22.835							
		2'17.026 (6)	37.494	24.238	49.810	25.484	284.272	0
7.	26'39.861							
		2'14.217 (3)	36.956	22.923	49.401	24.937	283.355	0
8.	28'54.078							
		B 2'13.863 (1)	36.899	22.770	49.238	24.956	282.444	0
9.	31'07.941							
		2'32.231 (9)	37.033	22.899	50.541	41.758	244.000	0
10.	33'40.172	Pit						
		6'19.796 (10)	4'40.329	23.139	50.860	25.468	280.639	0
11.	39'59.968							
		2'14.153 (2)	37.035	22.743	49.363	25.012	281.538	0
12.	42'14.121							



NGK SPARK PLUGS

SUZUKA 2&4 RACE



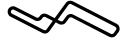
予選・決勝 SAT 決勝 SUN

4/22-23

2023 MFJ全日本ロードレース選手権シリーズ 第2戦

JSB1000 特別スポーツ走行 B Gr. 1回目

2023 / 4 / 20 :



SUZUKA CIRCUIT

個別ラップ表

Weather :Fine

Track :Dry

Full Course 2-Wheels(5,821m)

No	59	Best Time	11'00.896	31.708 km/h
Name	中村 竜也 Tatsuya NAKAMURA	Total Time	25'59.657	3 Laps
Team	KRP SANYOUKOUGYO&MATSUBA RS-ITOH	Average Lap Time	11'09.022	
Type	Ninja ZX-10RR	Today's Rank	12 / 12	
		Today's Top Time	2'08.987	162.463 km/h

No	59 (Driver1)	Best Time		km/h
Name		Total Time		Laps
Team	KRP SANYOUKOUGYO&MATSUBA RS-ITOH	Average Lap Time		
Type	Ninja ZX-10RR	Today's Rank		
		Today's Top Time	2'08.690	162.838 km/h

No	59 (Driver2)	Best Time		km/h
Name	中村 竜也	Total Time		Laps
Team	KRP SANYOUKOUGYO&MATSUBA RS-ITOH	Average Lap Time		
Type	Ninja ZX-10RR	Today's Rank		
		Today's Top Time	2'08.690	162.838 km/h

No	59 (Driver3)	Best Time		km/h
Name	Tatsuya NAKAMURA	Total Time		Laps
Team	KRP SANYOUKOUGYO&MATSUBA RS-ITOH	Average Lap Time		
Type	Ninja ZX-10RR	Today's Rank		
		Today's Top Time	2'08.690	162.838 km/h

Lap	Passing Time	Lap Time	Sec1	Sec2	Sec3	Sec4	km/h	Driver No
1.	3'41.612	Pit		28.184	59.840	46.803	219.600	0
		B 11'00.896	(1) 8'51.367	27.086	58.142	44.301	217.426	0
2.	14'42.508	Pit						
		11'17.149	(2) 9'04.928	26.992	1'02.207	43.022	224.655	0
3.	25'59.657	Pit						



NGK SPARK PLUGS

SUZUKA 2&4 RACE



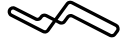
予選・決勝 SAT 決勝 SUN

4/22-23

2023 MFJ全日本ロードレース選手権シリーズ 第2戦

JSB1000 特別スポーツ走行 B Gr. 1回目

2023 / 4 / 20 :



SUZUKA CIRCUIT

個別ラップ表

Weather :Fine

Track :Dry

Full Course 2-Wheels(5,821m)

No	63	Best Time	2'15.039	155.182 km/h
Name	綿貫 舞空 Maiku WATANUKI	Total Time	40'39.580	14 Laps
Team	TONE RT SYNCEDGE4413 BMW	Average Lap Time	2'56.821	
Type	M1000RR	Today's Rank	10 / 12	
		Today's Top Time	2'08.987	162.463 km/h

No	63 (Driver1)	Best Time		km/h
Name		Total Time		Laps
Team	TONE RT SYNCEDGE4413 BMW	Average Lap Time		
Type	M1000RR	Today's Rank		
		Today's Top Time	2'08.690	162.838 km/h

No	63 (Driver2)	Best Time		km/h
Name	綿貫 舞空	Total Time		Laps
Team	TONE RT SYNCEDGE4413 BMW	Average Lap Time		
Type	M1000RR	Today's Rank		
		Today's Top Time	2'08.690	162.838 km/h

No	63 (Driver3)	Best Time		km/h
Name	Maiku WATANUKI	Total Time		Laps
Team	TONE RT SYNCEDGE4413 BMW	Average Lap Time		
Type	M1000RR	Today's Rank		
		Today's Top Time	2'08.690	162.838 km/h

Lap	Passing Time	Lap Time	Sec1	Sec2	Sec3	Sec4	km/h	Driver No
1.	2'20.900			23.367	50.735	26.243	271.111	0
2.	4'38.913	2'18.013 (11)	38.094	23.593	50.168	26.158	276.226	0
3.	6'55.430	2'16.517 (10)	37.709	23.313	49.876	25.619	279.745	0
4.	9'11.384	2'15.954 (5)	37.418	23.233	49.793	25.510	280.639	0
5.	11'26.829	2'15.445 (4)	37.403	23.083	49.609	25.350	283.355	0
6.	14'26.527	2'59.698 (12)	2'28.228					0
7.	24'48.792	10'22.265 (13)	8'42.413	23.814	50.419	25.619	271.111	0
8.	27'05.286	2'16.494 (9)	37.842	23.229	49.811	25.612	272.795	0
9.	29'21.388	2'16.102 (6)	37.741	23.149	49.843	25.369	283.355	0
10.	31'37.771	2'16.383 (8)	37.871	23.167	50.222	25.123	280.639	0
11.	33'53.039	2'15.268 (2)	37.524	23.124	49.480	25.140	282.444	0
12.	36'09.199	2'16.160 (7)	37.400	23.199	50.172	25.389	280.639	0
13.	38'24.541	2'15.342 (3)	37.306	23.111	49.644	25.281	283.355	0
14.	40'39.580	B 2'15.039 (1)	37.346	23.082	49.587	25.024	284.272	0



NGK SPARK PLUGS

SUZUKA 2&4 RACE



予選・決勝 SAT 決勝 SUN

4/22-23

2023 MFJ全日本ロードレース選手権シリーズ 第2戦

JSB1000 特別スポーツ走行 B Gr. 1回目

2023 / 4 / 20 :



SUZUKA CIRCUIT

個別ラップ表

Weather :Fine

Track :Dry

Full Course 2-Wheels(5,821m)

No	77	Best Time	2'16.113	153.957 km/h
Name	中島 元気 Genki NAKAJIMA	Total Time	36'20.965	11 Laps
Team	Honda Hamamatsu ESCARGOT RT	Average Lap Time	3'21.432	
Type	CBR1000RR-R	Today's Rank	11 / 12	
		Today's Top Time	2'08.987	162.463 km/h
No	77 (Driver1)	Best Time		km/h
Name	中島 元気 Genki NAKAJIMA	Total Time		Laps
Team	Honda Hamamatsu ESCARGOT RT	Average Lap Time		
Type	CBR1000RR-R	Today's Rank		
		Today's Top Time	2'08.690	162.838 km/h
No	77 (Driver2)	Best Time		km/h
Name	中島 元気	Total Time		Laps
Team	Honda Hamamatsu ESCARGOT RT	Average Lap Time		
Type	CBR1000RR-R	Today's Rank		
		Today's Top Time	2'08.690	162.838 km/h
No	77 (Driver3)	Best Time		km/h
Name	Genki NAKAJIMA	Total Time		Laps
Team	Honda Hamamatsu ESCARGOT RT	Average Lap Time		
Type	CBR1000RR-R	Today's Rank		
		Today's Top Time	2'08.690	162.838 km/h

Lap	Passing Time	Lap Time	Sec1	Sec2	Sec3	Sec4	km/h	Driver No
				25.814	53.655	27.702	258.353	0
1.	2'46.638							
		2'22.638 (7)	39.389	24.427	52.146	26.676	272.795	0
2.	5'09.276							
		2'20.894 (6)	39.251	24.172	51.284	26.187	287.059	0
3.	7'30.170							
		5'47.471 (9)	39.468	24.480	51.921	26.342	278.857	0
4.	13'17.641							
		2'18.986 (5)	38.463	23.906	50.752	25.865	288.947	0
5.	15'36.627							
		5'41.247 (8)	38.137	24.430	51.913	26.331	284.272	0
6.	21'17.874							
		2'17.609 (4)	37.804	23.496	50.452	25.857	287.059	0
7.	23'35.483							
		2'17.140 (3)	37.796	23.339	50.448	25.557	288.000	0
8.	25'52.623							
		5'55.715 (10)	40.322	23.716	51.297	25.694	284.272	0
9.	31'48.338							
		2'16.514 (2)	37.620	23.277	50.099	25.518	288.947	0
10.	34'04.852							
		B 2'16.113 (1)	37.531	23.225	50.154	25.203	286.124	0
11.	36'20.965							



NGK SPARK PLUGS

SUZUKA 2&4 RACE



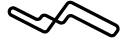
予選・決勝 SAT 決勝 SUN

4/22-23

2023 MFJ全日本ロードレース選手権シリーズ 第2戦

JSB1000 特別スポーツ走行 B Gr. 1回目

2023 / 4 / 20 :



SUZUKA CIRCUIT

個別ラップ表

Weather :Fine

Full Course 2-Wheels(5,821m)

Track :Dry

No	15	Best Time	2'07.585	164.248 km/h
Name	名越 哲平 Teppei NAGOE	Total Time	40'53.494	14 Laps
Team	SDG Honda Racing	Average Lap Time	2'58.384	
Type	CBR1000RR-R	Today's Rank	1 / 23	
		Today's Top Time	2'07.585	164.248 km/h
No	15 (Driver1)	Best Time	2'09.283	162.091 km/h
Name	名越 哲平 Teppei NAGOE	Total Time	14'10.337	3 Laps
Team	SDG Honda Racing	Average Lap Time	2'09.487	
Type	CBR1000RR-R	Today's Rank	2 / 8	
		Today's Top Time	2'08.690	162.838 km/h
No	15 (Driver2)	Best Time		km/h
Name	名越 哲平	Total Time		Laps
Team	SDG Honda Racing	Average Lap Time		
Type	CBR1000RR-R	Today's Rank		
		Today's Top Time	2'08.690	162.838 km/h
No	15 (Driver3)	Best Time		km/h
Name	Teppei NAGOE	Total Time		Laps
Team	SDG Honda Racing	Average Lap Time		
Type	CBR1000RR-R	Today's Rank		
		Today's Top Time	2'08.690	162.838 km/h

Lap	Passing Time	Lap Time	Sec1	Sec2	Sec3	Sec4	km/h	Driver No
				22.998	48.073	24.024	293.779	0
1.	2'14.496							
		2'08.497 (6)	35.439	21.967	47.409	23.682	295.758	0
2.	4'22.993							
		2'08.126 (2)	35.307	21.680	47.568	23.571	293.779	0
3.	6'31.119							
		B 2'07.585 (1)	35.142	21.728	47.208	23.507	293.779	0
4.	8'38.704							
		2'08.696 (7)	35.307	22.245	47.331	23.813	295.758	0
5.	10'47.400							
		9'51.363 (13)	40.304	22.574	49.228	24.320	288.000	1
6.	20'38.763							
		2'09.691 (10)	35.888	22.010	47.807	23.986	290.861	1
7.	22'48.454							
		2'09.283 (8)	35.560	21.873	47.870	23.980	291.827	1
8.	24'57.737							
		5'10.079 (12)	42.510	22.105	47.898	23.948	296.757	0
9.	30'07.816							
		2'11.035 (11)	36.728	22.725	47.697	23.885	294.765	0
10.	32'18.851							
		2'08.379 (4)	35.397	21.816	47.499	23.667	295.758	0
11.	34'27.230							
		2'08.484 (5)	35.458	21.871	47.594	23.561	294.765	0
12.	36'35.714							
		2'08.352 (3)	35.329	21.905	47.457	23.661	294.765	0
13.	38'44.066							
		2'09.428 (9)	35.560	22.000	47.707	24.161	298.776	0
14.	40'53.494							



NGK SPARK PLUGS

SUZUKA 2&4 RACE



予選・決勝 SAT 決勝 SUN

4/22・23

2023 MFJ全日本ロードレース選手権シリーズ 第2戦

JSB1000 特別スポーツ走行 B Gr. 1回目

2023 / 4 / 20 :



SUZUKA CIRCUIT

個別ラップ表

Weather :Fine

Track :Dry

Full Course 2-Wheels(5,821m)

No	23	Best Time	2'14.481	155.826 km/h
Name	武田 雄一 Yuichi TAKEDA	Total Time	37'23.743	8 Laps
Team	OGURA CLUTCH ORC with RIDE IN 1	Average Lap Time	3'51.437	
Type	YZF-R1	Today's Rank	12 / 23	
		Today's Top Time	2'07.585	164.248 km/h

No	23 (Driver1)	Best Time		km/h
Name		Total Time		Laps
Team	OGURA CLUTCH ORC with RIDE IN 1	Average Lap Time		
Type	YZF-R1	Today's Rank		
		Today's Top Time	2'08.690	162.838 km/h

No	23 (Driver2)	Best Time		km/h
Name	武田 雄一	Total Time		Laps
Team	OGURA CLUTCH ORC with RIDE IN 1	Average Lap Time		
Type	YZF-R1	Today's Rank		
		Today's Top Time	2'08.690	162.838 km/h

No	23 (Driver3)	Best Time		km/h
Name	Yuichi TAKEDA	Total Time		Laps
Team	OGURA CLUTCH ORC with RIDE IN 1	Average Lap Time		
Type	YZF-R1	Today's Rank		
		Today's Top Time	2'08.690	162.838 km/h

Lap	Passing Time	Lap Time	Sec1	Sec2	Sec3	Sec4	km/h	Driver No
1.	10'23.679	Pit		25.419	54.329	39.789	260.653	0
2.	15'13.016	4'49.337 (6)	3'05.025	25.049	52.624	26.639	268.624	0
3.	17'31.062	2'18.046 (4)	38.196	23.497	50.761	25.592	275.361	0
4.	19'51.789	2'20.727 (5)	39.687	23.542	52.245	25.253	277.975	0
5.	22'06.592	2'14.803 (2)	37.202	22.774	49.592	25.235	277.975	0
6.	32'52.084	10'45.492 (7)	43.411	24.057	51.871	25.711	273.645	0
7.	35'09.262	2'17.178 (3)	39.071	22.976	49.936	25.195	277.098	0
8.	37'23.743	B 2'14.481 (1)	37.195	22.720	49.648	24.918	276.226	0



NGK SPARK PLUGS

SUZUKA 2&4 RACE



予選・決勝 SAT 決勝 SUN

4/22-23

2023 MFJ全日本ロードレース選手権シリーズ 第2戦

JSB1000 特別スポーツ走行 B Gr. 1回目

2023 / 4 / 20 :



SUZUKA CIRCUIT

個別ラップ表

Weather :Fine

Track :Dry

Full Course 2-Wheels(5,821m)

No	28	Best Time	2'10.615	160.438 km/h
Name	伊達 悠太 Yuta DATE	Total Time	40'17.729	11 Laps
Team	AKENO SPEED・MAVERICK	Average Lap Time	3'48.000	
Type	YZF-R1	Today's Rank	4 / 23	
		Today's Top Time	2'07.585	164.248 km/h

No	28 (Driver1)	Best Time		km/h
Name		Total Time		Laps
Team	AKENO SPEED・MAVERICK	Average Lap Time		
Type	YZF-R1	Today's Rank		
		Today's Top Time	2'08.690	162.838 km/h

No	28 (Driver2)	Best Time		km/h
Name	伊達 悠太	Total Time		Laps
Team	AKENO SPEED・MAVERICK	Average Lap Time		
Type	YZF-R1	Today's Rank		
		Today's Top Time	2'08.690	162.838 km/h

No	28 (Driver3)	Best Time		km/h
Name	Yuta DATE	Total Time		Laps
Team	AKENO SPEED・MAVERICK	Average Lap Time		
Type	YZF-R1	Today's Rank		
		Today's Top Time	2'08.690	162.838 km/h

Lap	Passing Time	Lap Time	Sec1	Sec2	Sec3	Sec4	km/h	Driver No
				23.307	50.045	24.977	278.857	0
1.	2'17.723							
		2'12.155 (8)	36.845	22.332	48.498	24.480	283.355	0
2.	4'29.878							
		2'11.487 (5)	36.275	22.255	48.779	24.178	282.444	0
3.	6'41.365							
		2'11.121 (2)	36.360	22.307	48.382	24.072	283.355	0
4.	8'52.486							
		14'31.041 (10)	38.657	23.110	49.904	24.263	280.639	0
5.	23'23.527							
		2'11.196 (3)	36.359	22.238	48.548	24.051	281.538	0
6.	25'34.723							
		2'11.807 (7)	36.429	22.322	48.653	24.403	281.538	0
7.	27'46.530							
		2'11.690 (6)	36.431	22.401	48.641	24.217	282.444	0
8.	29'58.220							
		5'57.651 (9)	38.619	22.843	49.528	24.038	286.124	0
9.	35'55.871							
		B 2'10.615 (1)	36.078	22.085	48.233	24.219	285.195	0
10.	38'06.486							
		2'11.243 (4)	36.188	22.299	48.632	24.124	280.639	0
11.	40'17.729							



NGK SPARK PLUGS

SUZUKA 2&4 RACE



予選・決勝 SAT 決勝 SUN

4/22-23

2023 MFJ全日本ロードレース選手権シリーズ 第2戦

JSB1000 特別スポーツ走行 B Gr. 1回目

2023 / 4 / 20 :

SUZUKA CIRCUIT

個別ラップ表

Weather :Fine

Full Course 2-Wheels(5,821m)

Track :Dry

No	32	Best Time	2'14.955	155.278 km/h
Name	谷本 音虹郎 Otojiro TANIMOTO	Total Time	41'11.317	14 Laps
Team	Team TATARA aprilia	Average Lap Time	2'56.492	
Type	RSV4 Factory	Today's Rank	15 / 23	
		Today's Top Time	2'07.585	164.248 km/h

No	32 (Driver1)	Best Time		km/h
Name		Total Time		Laps
Team	Team TATARA aprilia	Average Lap Time		
Type	RSV4 Factory	Today's Rank		
		Today's Top Time	2'08.690	162.838 km/h

No	32 (Driver2)	Best Time		km/h
Name	谷本 音虹郎	Total Time		Laps
Team	Team TATARA aprilia	Average Lap Time		
Type	RSV4 Factory	Today's Rank		
		Today's Top Time	2'08.690	162.838 km/h

No	32 (Driver3)	Best Time		km/h
Name	Otojiro TANIMOTO	Total Time		Laps
Team	Team TATARA aprilia	Average Lap Time		
Type	RSV4 Factory	Today's Rank		
		Today's Top Time	2'08.690	162.838 km/h

Lap	Passing Time	Lap Time	Sec1	Sec2	Sec3	Sec4	km/h	Driver No
				24.551	51.997	26.672	269.448	0
1.	2'56.921	2'17.905 (10)	38.521	23.196	50.425	25.763	282.444	0
2.	5'14.826	2'17.806 (9)	38.044	24.102	50.058	25.602	281.538	0
3.	7'32.632	2'16.163 (6)	37.560	23.075	49.813	25.715	285.195	0
4.	9'48.795	8'51.364 (13)	37.529	23.357	50.702	25.672	283.355	0
5.	18'40.159	2'15.722 (4)	37.633	22.802	49.589	25.698	287.059	0
6.	20'55.881	2'16.375 (7)	37.545	22.795	50.716	25.319	277.975	0
7.	23'12.256	2'39.244 (11)	37.605	23.713	53.546	44.380	193.480	0
8.	25'51.500	4'00.648 (12)	2'20.851	23.475	50.444	25.878	284.272	0
9.	29'52.148	2'15.760 (5)	37.034	23.569	49.875	25.282	284.272	0
10.	32'07.908	2'15.428 (3)	37.360	22.849	49.677	25.542	278.857	0
11.	34'23.336	B 2'14.955 (1)	37.446	22.706	49.527	25.276	283.355	0
12.	36'38.291	2'15.223 (2)	37.573	22.717	49.627	25.306	282.444	0
13.	38'53.514	2'17.803 (8)	37.645	22.998	51.300	25.860	270.277	0
14.	41'11.317							



NGK SPARK PLUGS

SUZUKA 2&4 RACE



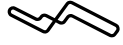
予選・決勝 SAT 決勝 SUN

4/22-23

2023 MFJ全日本ロードレース選手権シリーズ 第2戦

JSB1000 特別スポーツ走行 B Gr. 1回目

2023 / 4 / 20 :



SUZUKA CIRCUIT

個別ラップ表

Weather :Fine

Track :Dry

Full Course 2-Wheels(5,821m)

No	35	Best Time	2'11.078	159.871 km/h
Name	杉山 優輝 Yuki SUGIYAMA	Total Time	39'00.733	12 Laps
Team	Sofukai Honda Suzuka RT	Average Lap Time	3'18.428	
Type	CBR1000RR-R	Today's Rank	7 / 23	
		Today's Top Time	2'07.585	164.248 km/h

No	35 (Driver1)	Best Time	2'11.078	159.871 km/h
Name	杉山 優輝 Yuki SUGIYAMA	Total Time	20'41.789	6 Laps
Team	Sofukai Honda Suzuka RT	Average Lap Time	3'10.961	
Type	CBR1000RR-R	Today's Rank	5 / 8	
		Today's Top Time	2'08.690	162.838 km/h

No	35 (Driver2)	Best Time		km/h
Name	杉山 優輝	Total Time		Laps
Team	Sofukai Honda Suzuka RT	Average Lap Time		
Type	CBR1000RR-R	Today's Rank		
		Today's Top Time	2'08.690	162.838 km/h

No	35 (Driver3)	Best Time		km/h
Name	Yuki SUGIYAMA	Total Time		Laps
Team	Sofukai Honda Suzuka RT	Average Lap Time		
Type	CBR1000RR-R	Today's Rank		
		Today's Top Time	2'08.690	162.838 km/h

Lap	Passing Time	Lap Time	Sec1	Sec2	Sec3	Sec4	km/h	Driver No
				25.754	53.401	26.943	288.947	0
1.	2'38.018							
		2'16.469 (7)	38.322	23.391	49.578	25.178	291.827	0
2.	4'54.487							
		6'28.069 (10)	36.676	23.489	49.646	25.147	286.124	0
3.	11'22.556							
		2'13.721 (6)	36.451	22.840	49.681	24.749	292.800	0
4.	13'36.277							
		2'12.361 (3)	36.376	22.467	48.791	24.727	292.800	0
5.	15'48.638							
		2'30.306 (8)	36.034	22.328	52.855	39.089	224.655	0
6.	18'18.944	Pit						
		4'46.982 (9)	3'08.078	23.584	50.082	25.238	286.124	1
7.	23'05.926							
		2'12.991 (4)	36.733	22.679	49.150	24.429	292.800	1
8.	25'18.917							
		2'11.280 (2)	36.027	22.419	48.546	24.288	292.800	1
9.	27'30.197							
		2'13.163 (5)	35.748	22.279	50.424	24.712	292.800	1
10.	29'43.360							
		7'06.295 (11)	39.144	23.126	49.240	24.727	292.800	1
11.	36'49.655							
		B 2'11.078 (1)	35.994	22.311	48.670	24.103	293.779	1
12.	39'00.733							



NGK SPARK PLUGS

SUZUKA 2&4 RACE



予選・決勝 SAT 決勝 SUN

4/22-23

2023 MFJ全日本ロードレース選手権シリーズ 第2戦

JSB1000 特別スポーツ走行 B Gr. 1回目

2023 / 4 / 20 :



SUZUKA CIRCUIT

個別ラップ表

Weather :Fine

Full Course 2-Wheels(5,821m)

Track :Dry

No	37	Best Time	2'08.690	162.838 km/h
Name	津田 拓也 Takuya TSUDA	Total Time	40'13.626	14 Laps
Team	AutoRace Ube Racing Team	Average Lap Time	2'54.973	
Type	GSX-R1000R	Today's Rank	2 / 23	
		Today's Top Time	2'07.585	164.248 km/h
No	37 (Driver1)	Best Time	2'08.690	162.838 km/h
Name	津田 拓也 Takuya TSUDA	Total Time	25'15.208	9 Laps
Team	AutoRace Ube Racing Team	Average Lap Time	2'24.163	
Type	GSX-R1000R	Today's Rank	1 / 8	
		Today's Top Time	2'08.690	162.838 km/h
No	37 (Driver2)	Best Time		km/h
Name	津田 拓也	Total Time		Laps
Team	AutoRace Ube Racing Team	Average Lap Time		
Type	GSX-R1000R	Today's Rank		
		Today's Top Time	2'08.690	162.838 km/h
No	37 (Driver3)	Best Time		km/h
Name	Takuya TSUDA	Total Time		Laps
Team	AutoRace Ube Racing Team	Average Lap Time		
Type	GSX-R1000R	Today's Rank		
		Today's Top Time	2'08.690	162.838 km/h

Lap	Passing Time	Lap Time	Sec1	Sec2	Sec3	Sec4	km/h	Driver No
1.	2'18.971			23.172	50.028	24.783	288.000	0
2.	4'30.638	2'11.667 (10)	36.651	22.411	48.334	24.271	289.901	0
3.	6'41.430	2'10.792 (9)	36.140	22.165	48.216	24.271	288.000	0
4.	8'51.534	2'10.104 (6)	35.877	22.500	47.906	23.821	287.059	0
5.	14'53.436	6'01.902 (12)	39.212	23.468	49.570	24.339	288.000	1
6.	17'03.918	2'10.482 (8)	36.126	22.166	48.095	24.095	290.861	1
7.	19'13.755	2'09.837 (5)	35.950	22.189	47.814	23.884	288.000	1
8.	21'23.269	2'09.514 (3)	35.853	21.981	47.903	23.777	289.901	1
9.	27'30.153	6'06.884 (13)	40.932	22.720	56.696	40.984	269.448	0
		Pit						
10.	31'35.493	4'05.340 (11)	2'29.626	22.749	48.988	23.977	288.000	1
11.	33'45.175	2'09.682 (4)	35.798	22.234	47.882	23.768	289.901	1
12.	35'55.502	2'10.327 (7)	35.752	22.057	48.614	23.904	289.901	1
13.	38'04.936	2'09.434 (2)	35.810	21.911	47.995	23.718	288.000	1
14.	40'13.626	B 2'08.690 (1)	35.544	21.809	47.699	23.638	289.901	1



NGK SPARK PLUGS

SUZUKA 2&4 RACE



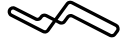
予選・決勝 SAT 決勝 SUN

4/22・23

2023 MFJ全日本ロードレース選手権シリーズ 第2戦

JSB1000 特別スポーツ走行 B Gr. 1回目

2023 / 4 / 20 :



SUZUKA CIRCUIT

個別ラップ表

Weather :Fine

Full Course 2-Wheels(5,821m)

Track :Dry

No	43	Best Time	2'10.893	160.097 km/h
Name	中山 耀介 Yousuke NAKAYAMA	Total Time	42'07.402	18 Laps
Team	ITO RACING BORG CUSTOM	Average Lap Time	2'20.520	
Type	YZF-R1	Today's Rank	6 / 23	
		Today's Top Time	2'07.585	164.248 km/h

No	43 (Driver1)	Best Time		km/h
Name		Total Time		Laps
Team	ITO RACING BORG CUSTOM	Average Lap Time		
Type	YZF-R1	Today's Rank		
		Today's Top Time	2'08.690	162.838 km/h

No	43 (Driver2)	Best Time		km/h
Name	中山 耀介	Total Time		Laps
Team	ITO RACING BORG CUSTOM	Average Lap Time		
Type	YZF-R1	Today's Rank		
		Today's Top Time	2'08.690	162.838 km/h

No	43 (Driver3)	Best Time		km/h
Name	Yousuke NAKAYAMA	Total Time		Laps
Team	ITO RACING BORG CUSTOM	Average Lap Time		
Type	YZF-R1	Today's Rank		
		Today's Top Time	2'08.690	162.838 km/h

Lap	Passing Time	Lap Time	Sec1	Sec2	Sec3	Sec4	km/h	Driver No
				23.369	49.278	26.060	283.355	0
1.	2'18.558							
		2'11.604 (8)	36.568	22.304	48.435	24.297	288.000	0
2.	4'30.162							
		2'11.720 (9)	36.160	22.321	48.991	24.248	288.000	0
3.	6'41.882							
		2'11.155 (3)	35.985	22.436	48.485	24.249	287.059	0
4.	8'53.037							
		B 2'10.893 (1)	36.177	22.232	48.300	24.184	284.272	0
5.	11'03.930							
		2'29.522 (16)	36.594	22.431	49.016	41.481	269.448	0
6.	13'33.452	Pit						
		4'24.864 (17)	2'48.048	23.044	49.170	24.602	282.444	0
7.	17'58.316							
		2'11.865 (10)	36.337	22.323	48.699	24.506	281.538	0
8.	20'10.181							
		2'12.008 (13)	36.260	22.350	48.897	24.501	282.444	0
9.	22'22.189							
		2'11.977 (12)	36.282	22.456	48.872	24.367	282.444	0
10.	24'34.166							
		2'10.902 (2)	36.219	22.186	48.407	24.090	285.195	0
11.	26'45.068							
		2'12.203 (14)	36.505	22.542	48.961	24.195	285.195	0
12.	28'57.271							
		2'11.343 (5)	36.160	22.314	48.599	24.270	285.195	0
13.	31'08.614							
		2'12.513 (15)	36.560	22.878	48.855	24.220	282.444	0
14.	33'21.127							
		2'11.338 (4)	36.206	22.256	48.727	24.149	284.272	0
15.	35'32.465							
		2'11.530 (7)	36.340	22.286	48.624	24.280	282.444	0
16.	37'43.995							
		2'11.937 (11)	36.336	22.398	48.682	24.521	285.195	0
17.	39'55.932							
		2'11.470 (6)	36.493	22.337	48.472	24.168	284.272	0
18.	42'07.402							



NGK SPARK PLUGS

SUZUKA 2&4 RACE



予選・決勝 SAT 決勝 SUN

4/22・23

2023 MFJ全日本ロードレース選手権シリーズ 第2戦

JSB1000 特別スポーツ走行 B Gr. 1回目

2023 / 4 / 20 :



SUZUKA CIRCUIT

個別ラップ表

Weather :Fine

Full Course 2-Wheels(5,821m)

Track :Dry

No	45	Best Time	2'18.373	151.443 km/h
Name	岡田 寛正 Hiromasa OKADA	Total Time	35'59.423	13 Laps
Team	HondaBlueHelmetsMSCKumamoto	Average Lap Time	2'38.886	
Type	CBR1000RR-R	Today's Rank	23 / 23	
		Today's Top Time	2'07.585	164.248 km/h

No	45 (Driver1)	Best Time		km/h
Name		Total Time		Laps
Team	HondaBlueHelmetsMSCKumamoto	Average Lap Time		
Type	CBR1000RR-R	Today's Rank		
		Today's Top Time	2'08.690	162.838 km/h

No	45 (Driver2)	Best Time		km/h
Name	岡田 寛正	Total Time		Laps
Team	HondaBlueHelmetsMSCKumamoto	Average Lap Time		
Type	CBR1000RR-R	Today's Rank		
		Today's Top Time	2'08.690	162.838 km/h

No	45 (Driver3)	Best Time		km/h
Name	Hiromasa OKADA	Total Time		Laps
Team	HondaBlueHelmetsMSCKumamoto	Average Lap Time		
Type	CBR1000RR-R	Today's Rank		
		Today's Top Time	2'08.690	162.838 km/h

Lap	Passing Time	Lap Time	Sec1	Sec2	Sec3	Sec4	km/h	Driver No
1.	4'12.785			26.403	54.928	28.205	274.500	0
2.	6'37.305	2'24.520 (11)	39.903	24.390	52.819	27.408	277.098	0
3.	8'58.024	2'20.719 (9)	38.655	23.942	51.728	26.394	275.361	0
4.	11'18.344	2'20.320 (7)	38.803	23.813	51.622	26.082	276.226	0
5.	13'38.931	2'20.587 (8)	38.559	23.692	51.719	26.617	275.361	0
6.	15'57.981	2'19.050 (4)	38.367	23.759	51.023	25.901	277.975	0
7.	18'16.354	B 2'18.373 (1)	38.114	23.672	50.796	25.791	279.745	0
8.	24'20.352	6'03.998 (12)	38.779	25.308	52.765	28.350	274.500	0
9.	26'42.967	2'22.615 (10)	39.690	24.998	51.621	26.306	276.226	0
10.	29'02.068	2'19.101 (5)	39.052	23.499	51.096	25.454	281.538	0
11.	31'20.678	2'18.610 (2)	38.315	23.806	50.607	25.882	278.857	0
12.	33'40.501	2'19.823 (6)	38.293	24.263	51.224	26.043	280.639	0
13.	35'59.423	2'18.922 (3)	38.103	23.557	51.204	26.058	277.975	0



NGK SPARK PLUGS

SUZUKA 2&4 RACE



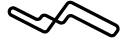
予選・決勝 SAT 決勝 SUN

4/22-23

2023 MFJ全日本ロードレース選手権シリーズ 第2戦

JSB1000 特別スポーツ走行 B Gr. 1回目

2023 / 4 / 20 :



SUZUKA CIRCUIT

個別ラップ表

Weather :Fine

Track :Dry

Full Course 2-Wheels(5,821m)

No	47	Best Time	2'17.536	152.364 km/h
Name	松永 修 Osamu MATSUNAGA	Total Time	9'39.041	3 Laps
Team	TEAM MATSUNAGA KDC&YSP NAGOYAKITA	Average Lap Time	2'17.702	
Type	YZF-R1	Today's Rank	22 / 23	
		Today's Top Time	2'07.585	164.248 km/h

No	47 (Driver1)	Best Time		km/h
Name		Total Time		Laps
Team	TEAM MATSUNAGA KDC&YSP NAGOYAKITA	Average Lap Time		
Type	YZF-R1	Today's Rank		
		Today's Top Time	2'08.690	162.838 km/h

No	47 (Driver2)	Best Time		km/h
Name	松永 修	Total Time		Laps
Team	TEAM MATSUNAGA KDC&YSP NAGOYAKITA	Average Lap Time		
Type	YZF-R1	Today's Rank		
		Today's Top Time	2'08.690	162.838 km/h

No	47 (Driver3)	Best Time		km/h
Name	Osamu MATSUNAGA	Total Time		Laps
Team	TEAM MATSUNAGA KDC&YSP NAGOYAKITA	Average Lap Time		
Type	YZF-R1	Today's Rank		
		Today's Top Time	2'08.690	162.838 km/h

Lap	Passing Time	Lap Time	Sec1	Sec2	Sec3	Sec4	km/h	Driver No
1.	5'03.637			24.149	51.754	25.555	282.444	0
2.	7'21.505	2'17.868 (2)	38.015	23.667	50.624	25.562	283.355	0
3.	9'39.041	B 2'17.536 (1)	37.948	23.695	50.558	25.335	283.355	0



NGK SPARK PLUGS

SUZUKA 2&4 RACE



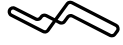
予選・決勝 SAT 決勝 SUN

4/22-23

2023 MFJ全日本ロードレース選手権シリーズ 第2戦

JSB1000 特別スポーツ走行 B Gr. 1回目

2023 / 4 / 20 :



SUZUKA CIRCUIT

個別ラップ表

Weather :Fine

Full Course 2-Wheels(5,821m)

Track :Dry

No	49	Best Time	2'17.387	152.530 km/h
Name	西中 綱 Tsuna NISHINAKA	Total Time	7'07.796	3 Laps
Team	MOTORCYCLES#27	Average Lap Time	2'17.817	
Type	CBR1000RR-R	Today's Rank	21 / 23	
		Today's Top Time	2'07.585	164.248 km/h

No	49 (Driver1)	Best Time		km/h
Name	西中 綱 Tsuna NISHINAKA	Total Time		Laps
Team	MOTORCYCLES#27	Average Lap Time		
Type	CBR1000RR-R	Today's Rank		
		Today's Top Time	2'08.690	162.838 km/h

No	49 (Driver2)	Best Time		km/h
Name	西中 綱	Total Time		Laps
Team	MOTORCYCLES#27	Average Lap Time		
Type	CBR1000RR-R	Today's Rank		
		Today's Top Time	2'08.690	162.838 km/h

No	49 (Driver3)	Best Time		km/h
Name	Tsuna NISHINAKA	Total Time		Laps
Team	MOTORCYCLES#27	Average Lap Time		
Type	CBR1000RR-R	Today's Rank		
		Today's Top Time	2'08.690	162.838 km/h

Lap	Passing Time	Lap Time	Sec1	Sec2	Sec3	Sec4	km/h	Driver No
				25.704	51.105	25.224	277.975	0
1.	2'32.161							
		B 2'17.387	(1)	37.916	23.390	50.807	285.195	0
2.	4'49.548							
		2'18.248	(2)	37.436	23.134	52.158	274.500	0
3.	7'07.796							



NGK SPARK PLUGS

SUZUKA 2&4 RACE



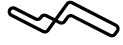
予選・決勝 SAT 決勝 SUN

4/22-23

2023 MFJ全日本ロードレース選手権シリーズ 第2戦

JSB1000 特別スポーツ走行 B Gr. 1回目

2023 / 4 / 20 :



SUZUKA CIRCUIT

個別ラップ表

Weather :Fine

Track :Dry

Full Course 2-Wheels(5,821m)

No	51	Best Time	2'13.009	157.550 km/h
Name	柴田 義将 Yoshimasa SHIBATA	Total Time	40'20.135	11 Laps
Team	Taira Promote Racing	Average Lap Time	3'47.060	
Type	YZF-R1	Today's Rank	10 / 23	
		Today's Top Time	2'07.585	164.248 km/h

No	51 (Driver1)	Best Time		km/h
Name		Total Time		Laps
Team	Taira Promote Racing	Average Lap Time		
Type	YZF-R1	Today's Rank		
		Today's Top Time	2'08.690	162.838 km/h

No	51 (Driver2)	Best Time		km/h
Name	柴田 義将	Total Time		Laps
Team	Taira Promote Racing	Average Lap Time		
Type	YZF-R1	Today's Rank		
		Today's Top Time	2'08.690	162.838 km/h

No	51 (Driver3)	Best Time		km/h
Name	Yoshimasa SHIBATA	Total Time		Laps
Team	Taira Promote Racing	Average Lap Time		
Type	YZF-R1	Today's Rank		
		Today's Top Time	2'08.690	162.838 km/h

Lap	Passing Time	Lap Time	Sec1	Sec2	Sec3	Sec4	km/h	Driver No
				23.994	51.381	26.248	277.098	0
1.	2'29.532	2'15.260 (8)	37.434	22.947	49.701	25.178	280.639	0
2.	4'44.792	2'14.065 (7)	37.169	22.606	49.349	24.941	279.745	0
3.	6'58.857	2'13.527 (3)	36.803	22.526	49.248	24.950	279.745	0
4.	9'12.384	12'40.969 (10)	40.062	23.653	50.330	24.926	278.857	0
5.	21'53.353	2'13.750 (6)	36.942	22.538	49.257	25.013	278.857	0
6.	24'07.103	2'13.698 (5)	36.719	22.610	49.410	24.959	279.745	0
7.	26'20.801	7'19.255 (9)	42.217	23.811	49.583	25.441	279.745	0
8.	33'40.056	2'13.403 (2)	36.808	22.473	49.214	24.908	278.857	0
9.	35'53.459	2'13.667 (4)	36.603	22.488	49.168	25.408	281.538	0
10.	38'07.126	B 2'13.009 (1)	36.671	22.461	49.117	24.760	279.745	0
11.	40'20.135							



NGK SPARK PLUGS

SUZUKA 2&4 RACE



予選・決勝 SAT 決勝 SUN

4/22-23

2023 MFJ全日本ロードレース選手権シリーズ 第2戦

JSB1000 特別スポーツ走行 B Gr. 1回目

2023 / 4 / 20 :



SUZUKA CIRCUIT

個別ラップ表

Weather :Fine

Full Course 2-Wheels(5,821m)

Track :Dry

No	53	Best Time	2'16.712	153.283 km/h
Name	前川 崇 Takashi MAEKAWA	Total Time	35'31.185	10 Laps
Team	GESUNDHEIT Racing	Average Lap Time	3'05.925	
Type	CBR1000RR-R	Today's Rank	19 / 23	
		Today's Top Time	2'07.585	164.248 km/h

No	53 (Driver1)	Best Time		km/h
Name		Total Time		Laps
Team	GESUNDHEIT Racing	Average Lap Time		
Type	CBR1000RR-R	Today's Rank		
		Today's Top Time	2'08.690	162.838 km/h

No	53 (Driver2)	Best Time		km/h
Name	前川 崇	Total Time		Laps
Team	GESUNDHEIT Racing	Average Lap Time		
Type	CBR1000RR-R	Today's Rank		
		Today's Top Time	2'08.690	162.838 km/h

No	53 (Driver3)	Best Time		km/h
Name	Takashi MAEKAWA	Total Time		Laps
Team	GESUNDHEIT Racing	Average Lap Time		
Type	CBR1000RR-R	Today's Rank		
		Today's Top Time	2'08.690	162.838 km/h

Lap	Passing Time	Lap Time	Sec1	Sec2	Sec3	Sec4	km/h	Driver No
1.	7'37.859			25.988	53.831	26.929	277.975	0
2.	9'59.668	2'21.809 (7)	39.364	24.141	51.908	26.396	272.795	0
3.	12'19.936	2'20.268 (6)	38.711	23.931	51.498	26.128	279.745	0
4.	14'39.334	2'19.398 (5)	38.600	23.738	51.260	25.800	281.538	0
5.	17'28.247	2'48.913 (8)	38.429	24.282	52.160	54.042	262.994	0
		Pit						
6.	26'18.950	8'50.703 (9)	7'06.779	24.942	52.599	26.383	277.098	0
7.	28'38.056	2'19.106 (4)	38.521	23.845	50.743	25.997	277.098	0
8.	30'56.796	2'18.740 (3)	38.165	23.638	50.841	26.096	278.857	0
9.	33'14.473	2'17.677 (2)	38.022	23.546	50.453	25.656	279.745	0
10.	35'31.185	B 2'16.712 (1)	37.726	23.311	50.246	25.429	278.857	0



NGK SPARK PLUGS

SUZUKA 2&4 RACE



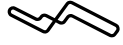
予選・決勝 SAT 決勝 SUN

4/22-23

2023 MFJ全日本ロードレース選手権シリーズ 第2戦

JSB1000 特別スポーツ走行 B Gr. 1回目

2023 / 4 / 20



SUZUKA CIRCUIT

個別ラップ表

Weather :Fine

Track :Dry

Full Course 2-Wheels(5,821m)

No	55	Best Time	2'10.683	160.354 km/h
Name	荒川 晃大 Kota ARAKAWA	Total Time	40'34.032	15 Laps
Team	MOTO BUM HONDA	Average Lap Time	2'44.012	
Type	CBR1000RR-R	Today's Rank	5 / 23	
		Today's Top Time	2'07.585	164.248 km/h
No	55 (Driver1)	Best Time	2'14.761	155.502 km/h
Name	荒川 晃大 Kota ARAKAWA	Total Time	6'52.104	2 Laps
Team	MOTO BUM HONDA	Average Lap Time	2'14.761	
Type	CBR1000RR-R	Today's Rank	8 / 8	
		Today's Top Time	2'08.690	162.838 km/h
No	55 (Driver2)	Best Time		km/h
Name	荒川 晃大	Total Time		Laps
Team	MOTO BUM HONDA	Average Lap Time		
Type	CBR1000RR-R	Today's Rank		
		Today's Top Time	2'08.690	162.838 km/h
No	55 (Driver3)	Best Time		km/h
Name	Kota ARAKAWA	Total Time		Laps
Team	MOTO BUM HONDA	Average Lap Time		
Type	CBR1000RR-R	Today's Rank		
		Today's Top Time	2'08.690	162.838 km/h

Lap	Passing Time	Lap Time	Sec1	Sec2	Sec3	Sec4	km/h	Driver No
1.	2'17.852			23.685	49.351	25.139	280.639	0
2.	4'29.103	2'11.251 (6)	36.200	22.218	48.622	24.211	291.827	0
3.	6'39.790	2'10.687 (2)	36.149	22.029	48.346	24.163	291.827	0
4.	8'50.986	2'11.196 (5)	36.187	22.336	48.503	24.170	289.901	0
5.	11'01.964	2'10.978 (3)	36.036	22.271	48.455	24.216		0
6.	13'35.186	2'33.222 (11)	36.396	22.833	52.312	41.681	241.983	0
7.	17'25.738	3'50.552 (12)	2'13.887	23.041	49.177	24.447	289.901	0
8.	19'36.803	2'11.065 (4)	36.075	22.422	48.534	24.034	290.861	0
9.	21'47.486	B 2'10.683 (1)	36.083	22.258	48.323	24.019	292.800	0
10.	24'17.011	2'29.525 (10)	36.630	22.921	49.554	40.420	272.795	0
11.	29'18.943	5'01.932 (14)	3'07.537	25.412	1'03.624	25.359	190.130	0
12.	31'30.392	2'11.449 (7)	36.264	22.385	48.616	24.184	291.827	0
13.	33'41.928	2'11.536 (8)	36.179	22.344	48.624	24.389	291.827	0
14.	38'19.271	4'37.343 (13)	37.042	23.944	50.376	24.949	282.444	1
15.	40'34.032	2'14.761 (9)	36.778	22.736	49.600	25.647	275.361	1



NGK SPARK PLUGS

SUZUKA 2&4 RACE



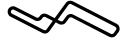
予選・決勝 SAT 決勝 SUN

4/22-23

2023 MFJ全日本ロードレース選手権シリーズ 第2戦

JSB1000 特別スポーツ走行 B Gr. 1回目

2023 / 4 / 20 :



SUZUKA CIRCUIT

個別ラップ表

Weather :Fine

Track :Dry

Full Course 2-Wheels(5,821m)

No	57	Best Time	2'13.627	156.822 km/h
Name	長谷川 修大 Shudai HASEGAWA	Total Time	37'22.013	10 Laps
Team	Team de"LIGHT	Average Lap Time	3'45.149	
Type	Panigale V4R	Today's Rank	11 / 23	
		Today's Top Time	2'07.585	164.248 km/h

No	57 (Driver1)	Best Time		km/h
Name		Total Time		Laps
Team	Team de"LIGHT	Average Lap Time		
Type	Panigale V4R	Today's Rank		
		Today's Top Time	2'08.690	162.838 km/h

No	57 (Driver2)	Best Time		km/h
Name	長谷川 修大	Total Time		Laps
Team	Team de"LIGHT	Average Lap Time		
Type	Panigale V4R	Today's Rank		
		Today's Top Time	2'08.690	162.838 km/h

No	57 (Driver3)	Best Time		km/h
Name	Shudai HASEGAWA	Total Time		Laps
Team	Team de"LIGHT	Average Lap Time		
Type	Panigale V4R	Today's Rank		
		Today's Top Time	2'08.690	162.838 km/h

Lap	Passing Time	Lap Time	Sec1	Sec2	Sec3	Sec4	km/h	Driver No
				23.923	51.439	26.002	281.538	0
1.	3'35.665	2'17.496 (6)	37.908	23.496	50.496	25.596	279.745	0
2.	5'53.161	2'16.915 (5)	37.848	23.905	49.908	25.254	288.000	0
3.	8'10.076	2'16.141 (4)	37.496	23.297	50.046	25.302	283.355	0
4.	10'26.217	2'37.390 (7)	37.232	23.740	52.403	44.015	236.765	0
5.	13'03.607	Pit						
		14'48.496 (9)	13'09.713	23.445	49.999	25.339	288.000	0
6.	27'52.103	2'14.100 (3)	37.120	22.750	49.194	25.036	291.827	0
7.	30'06.203	2'13.677 (2)	36.778	22.777	49.253	24.869	283.355	0
8.	32'19.880	B 2'13.627 (1)	36.575	22.759	49.430	24.863	289.901	0
9.	34'33.507	2'48.506 (8)	37.520	23.448	1'02.773	44.765	183.000	0
10.	37'22.013	Pit						



NGK SPARK PLUGS

SUZUKA 2&4 RACE



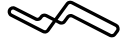
予選・決勝 SAT 決勝 SUN

4/22-23

2023 MFJ全日本ロードレース選手権シリーズ 第2戦

JSB1000 特別スポーツ走行 B Gr. 1回目

2023 / 4 / 20 :



SUZUKA CIRCUIT

個別ラップ表

Weather :Fine

Track :Dry

Full Course 2-Wheels(5,821m)

No	61	Best Time	2'10.330	160.789 km/h
Name	Andi Farid Izdihar Andi Farid Izdihar	Total Time	42'03.862	16 Laps
Team	Honda Asia-Dream Racing with SHOWA	Average Lap Time	2'34.550	
Type	CBR1000RR-R	Today's Rank	3 / 23	
		Today's Top Time	2'07.585	164.248 km/h

No	61 (Driver1)	Best Time		km/h
Name		Total Time		Laps
Team	Honda Asia-Dream Racing with SHOWA	Average Lap Time		
Type	CBR1000RR-R	Today's Rank		
		Today's Top Time	2'08.690	162.838 km/h

No	61 (Driver2)	Best Time		km/h
Name	Andi Farid Izdihar	Total Time		Laps
Team	Honda Asia-Dream Racing with SHOWA	Average Lap Time		
Type	CBR1000RR-R	Today's Rank		
		Today's Top Time	2'08.690	162.838 km/h

No	61 (Driver3)	Best Time		km/h
Name	Andi Farid Izdihar	Total Time		Laps
Team	Honda Asia-Dream Racing with SHOWA	Average Lap Time		
Type	CBR1000RR-R	Today's Rank		
		Today's Top Time	2'08.690	162.838 km/h

Lap	Passing Time	Lap Time	Sec1	Sec2	Sec3	Sec4	km/h	Driver No
1.	3'25.608			26.717	55.468	28.843	276.226	0
2.	5'45.410	2'19.802 (13)	39.422	23.876	51.084	25.420	289.901	0
3.	8'01.165	2'15.755 (11)	37.906	23.353	49.742	24.754	290.861	0
4.	10'15.416	2'14.251 (8)	37.164	23.066	49.240	24.781	291.827	0
5.	12'28.780	2'13.364 (7)	36.802	22.835	49.257	24.470	292.800	0
6.	14'43.234	2'14.454 (9)	37.152	22.936	49.543	24.823	290.861	0
7.	17'18.139	2'34.905 (14)	36.614	22.818	51.926	43.547	244.680	0
		Pit						
8.	24'21.533	7'03.394 (15)	5'21.006	25.351	51.477	25.560	287.059	0
9.	26'37.612	2'16.079 (12)	38.401	23.438	49.336	24.904	278.857	0
10.	28'50.814	2'13.202 (6)	36.627	22.731	49.096	24.748	277.975	0
11.	31'02.378	2'11.564 (3)	36.335	22.471	48.588	24.170	292.800	0
12.	33'14.790	2'12.412 (5)	36.432	22.631	48.837	24.512	292.800	0
13.	35'26.713	2'11.923 (4)	36.291	22.586	48.585	24.461	294.765	0
14.	37'38.246	2'11.533 (2)	36.238	22.573	48.424	24.298	292.800	0
15.	39'53.532	2'15.286 (10)	37.256	23.225	50.465	24.340	293.779	0
16.	42'03.862	B 2'10.330 (1)	35.996	22.268	48.126	23.940	294.765	0



NGK SPARK PLUGS

SUZUKA 2&4 RACE



予選・決勝 SAT 決勝 SUN

4/22-23

2023 MFJ全日本ロードレース選手権シリーズ 第2戦

JSB1000 特別スポーツ走行 B Gr. 1回目

2023 / 4 / 20 :



SUZUKA CIRCUIT

個別ラップ表

Weather :Fine

Track :Dry

Full Course 2-Wheels(5,821m)

No	65	Best Time	2'16.296	153.751 km/h
Name	武田 数馬 Kazuma TAKEDA	Total Time	42'31.137	13 Laps
Team	Hamamatsu Team TITAN	Average Lap Time	3'20.010	
Type	GSX-R1000R	Today's Rank	17 / 23	
		Today's Top Time	2'07.585	164.248 km/h

No	65 (Driver1)	Best Time		km/h
Name		Total Time		Laps
Team	Hamamatsu Team TITAN	Average Lap Time		
Type	GSX-R1000R	Today's Rank		
		Today's Top Time	2'08.690	162.838 km/h

No	65 (Driver2)	Best Time		km/h
Name	武田 数馬	Total Time		Laps
Team	Hamamatsu Team TITAN	Average Lap Time		
Type	GSX-R1000R	Today's Rank		
		Today's Top Time	2'08.690	162.838 km/h

No	65 (Driver3)	Best Time		km/h
Name	Kazuma TAKEDA	Total Time		Laps
Team	Hamamatsu Team TITAN	Average Lap Time		
Type	GSX-R1000R	Today's Rank		
		Today's Top Time	2'08.690	162.838 km/h

Lap	Passing Time	Lap Time	Sec1	Sec2	Sec3	Sec4	km/h	Driver No
1.	2'31.014			24.708	51.330	25.728	279.745	0
2.	4'48.573	2'17.559 (9)	38.412	23.573	50.376	25.198	282.444	0
3.	7'05.386	2'16.813 (6)	37.998	23.322	50.432	25.061	280.639	0
4.	9'21.682	B 2'16.296 (1)	37.730	23.235	50.148	25.183	282.444	0
5.	11'38.061	2'16.379 (3)	37.939	23.304	50.070	25.066	282.444	0
6.	20'42.284	9'04.223 (12)	45.294	24.184	51.671	25.584	281.538	0
7.	22'59.284	2'17.000 (7)	38.011	23.334	50.478	25.177	280.639	0
8.	25'16.036	2'16.752 (5)	37.954	23.386	50.331	25.081	278.857	0
9.	33'04.668	7'48.632 (11)	42.991	23.695	50.688	24.996	277.975	0
10.	35'20.978	2'16.310 (2)	37.922	23.207	50.276	24.905	279.745	0
11.	37'37.573	2'16.595 (4)	37.747	23.245	50.603	25.000	280.639	0
12.	39'54.772	2'17.199 (8)	37.770	23.162	50.758	25.509	281.538	0
13.	42'31.137 Pit	2'36.365 (10)	38.076	23.745	51.111	43.433	274.500	0



NGK SPARK PLUGS

SUZUKA 2&4 RACE



予選・決勝 SAT 決勝 SUN

4/22-23

2023 MFJ全日本ロードレース選手権シリーズ 第2戦

JSB1000 特別スポーツ走行 B Gr. 1回目

2023 / 4 / 20 :



SUZUKA CIRCUIT

個別ラップ表

Weather :Fine

Full Course 2-Wheels(5,821m)

Track :Dry

No	67	Best Time	2'12.420	158.251 km/h
Name	井手 翔太 Shota ITE	Total Time	40'53.476	14 Laps
Team	AKENO SPEED・YSP OSAKA MINOH	Average Lap Time	2'57.360	
Type	YZF-R1	Today's Rank	9 / 23	
		Today's Top Time	2'07.585	164.248 km/h

No	67 (Driver1)	Best Time		km/h
Name		Total Time		Laps
Team	AKENO SPEED・YSP OSAKA MINOH	Average Lap Time		
Type	YZF-R1	Today's Rank		
		Today's Top Time	2'08.690	162.838 km/h

No	67 (Driver2)	Best Time		km/h
Name	井手 翔太	Total Time		Laps
Team	AKENO SPEED・YSP OSAKA MINOH	Average Lap Time		
Type	YZF-R1	Today's Rank		
		Today's Top Time	2'08.690	162.838 km/h

No	67 (Driver3)	Best Time		km/h
Name	Shota ITE	Total Time		Laps
Team	AKENO SPEED・YSP OSAKA MINOH	Average Lap Time		
Type	YZF-R1	Today's Rank		
		Today's Top Time	2'08.690	162.838 km/h

Lap	Passing Time	Lap Time	Sec1	Sec2	Sec3	Sec4	km/h	Driver No
1.	2'27.794			24.216	51.281	25.497	285.195	0
2.	4'41.773	2'13.979 (7)	37.222	22.446	48.956	25.355	288.000	0
3.	6'55.137	2'13.364 (5)	36.741	22.442	49.054	25.127	287.059	0
4.	11'36.010	4'40.873 (11)	37.355	26.516	49.515	25.114	288.000	0
5.	13'50.930	2'14.920 (9)	37.852	22.705	49.454	24.909	285.195	0
6.	16'04.460	2'13.530 (6)	36.808	22.572	49.343	24.807	288.000	0
7.	18'17.350	2'12.890 (3)	36.729	22.372	49.139	24.650	288.000	0
8.	24'51.297	6'33.947 (13)	43.857	23.240	52.415	24.792	285.195	0
9.	27'04.399	2'13.102 (4)	36.756	22.434	49.161	24.751	286.124	0
10.	29'16.819	B 2'12.420 (1)	36.604	22.415	48.908	24.493	285.195	0
11.	31'36.919	2'20.100 (10)	43.693	22.581	49.330	24.496	287.059	0
12.	33'49.634	2'12.715 (2)	36.494	22.665	49.001	24.555	286.124	0
13.	38'39.368	4'49.734 (12)	43.129	23.078	49.648	24.971	285.195	0
14.	40'53.476	2'14.108 (8)	37.077	22.574	49.699	24.758	290.861	0



NGK SPARK PLUGS

SUZUKA 2&4 RACE



予選・決勝 SAT 決勝 SUN

4/22-23

2023 MFJ全日本ロードレース選手権シリーズ 第2戦

JSB1000 特別スポーツ走行 B Gr. 1回目

2023 / 4 / 20 :



SUZUKA CIRCUIT

個別ラップ表

Weather :Fine

Full Course 2-Wheels(5,821m)

Track :Dry

No	69	Best Time	2'12.285	158.413 km/h
Name	出口 修 Osamu DEGUCHI	Total Time	40'12.236	13 Laps
Team	MurayamaUnso.Honda Dream.KW	Average Lap Time	3'07.643	
Type	CBR1000RR-R	Today's Rank	8 / 23	
		Today's Top Time	2'07.585	164.248 km/h

No	69 (Driver1)	Best Time		km/h
Name		Total Time		Laps
Team	MurayamaUnso.Honda Dream.KW	Average Lap Time		
Type	CBR1000RR-R	Today's Rank		
		Today's Top Time	2'08.690	162.838 km/h

No	69 (Driver2)	Best Time		km/h
Name	出口 修	Total Time		Laps
Team	MurayamaUnso.Honda Dream.KW	Average Lap Time		
Type	CBR1000RR-R	Today's Rank		
		Today's Top Time	2'08.690	162.838 km/h

No	69 (Driver3)	Best Time		km/h
Name	Osamu DEGUCHI	Total Time		Laps
Team	MurayamaUnso.Honda Dream.KW	Average Lap Time		
Type	CBR1000RR-R	Today's Rank		
		Today's Top Time	2'08.690	162.838 km/h

Lap	Passing Time	Lap Time	Sec1	Sec2	Sec3	Sec4	km/h	Driver No
1.	2'40.515	Pit		24.866	52.501	37.131	262.209	0
2.	7'11.702	4'31.187 (10)	2'52.227	23.879	49.995	25.086	284.272	0
3.	9'27.565	2'15.863 (6)	38.350	23.155	49.481	24.877	283.355	0
4.	11'41.771	2'14.206 (5)	37.475	22.886	49.145	24.700	285.195	0
5.	13'54.991	2'13.220 (3)	36.810	22.662	49.060	24.688	284.272	0
6.	16'33.665	2'38.674 (8)	39.714	23.925	53.017	42.018	239.346	0
7.	22'40.981	6'07.316 (12)	4'29.299	23.386	49.713	24.918	280.639	0
8.	24'54.776	2'13.795 (4)	36.929	23.296	48.984	24.586	283.355	0
9.	27'07.253	2'12.477 (2)	36.504	22.746	48.643	24.584	287.059	0
10.	29'19.538	B 2'12.285 (1)	36.647	22.527	48.731	24.380	286.124	0
11.	31'49.809	2'30.271 (7)	38.883	23.145	51.190	37.053	252.414	0
12.	37'31.583	5'41.774 (11)	4'02.826	24.141	49.817	24.990	283.355	0
13.	40'12.236	2'40.653 (9)	37.430	23.832	58.074	41.317	223.511	0



NGK SPARK PLUGS

SUZUKA 2&4 RACE



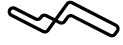
予選・決勝 SAT 決勝 SUN

4/22-23

2023 MFJ全日本ロードレース選手権シリーズ 第2戦

JSB1000 特別スポーツ走行 B Gr. 1回目

2023 / 4 / 20 :



SUZUKA CIRCUIT

個別ラップ表

Weather :Fine

Track :Dry

Full Course 2-Wheels(5,821m)

No	71	Best Time	2'14.567	155.726 km/h
Name	小島 一浩 Kazuhiro KOJIMA	Total Time	41'55.886	15 Laps
Team	HondaRyokuyoukaiKumamotoRacing	Average Lap Time	2'47.015	
Type	CBR1000RR-R	Today's Rank	14 / 23	
		Today's Top Time	2'07.585	164.248 km/h
No	71 (Driver1)	Best Time		km/h
Name		Total Time		Laps
Team	HondaRyokuyoukaiKumamotoRacing	Average Lap Time		
Type	CBR1000RR-R	Today's Rank		
		Today's Top Time	2'08.690	162.838 km/h
No	71 (Driver2)	Best Time		km/h
Name	小島 一浩	Total Time		Laps
Team	HondaRyokuyoukaiKumamotoRacing	Average Lap Time		
Type	CBR1000RR-R	Today's Rank		
		Today's Top Time	2'08.690	162.838 km/h
No	71 (Driver3)	Best Time		km/h
Name	Kazuhiro KOJIMA	Total Time		Laps
Team	HondaRyokuyoukaiKumamotoRacing	Average Lap Time		
Type	CBR1000RR-R	Today's Rank		
		Today's Top Time	2'08.690	162.838 km/h

Lap	Passing Time	Lap Time	Sec1	Sec2	Sec3	Sec4	km/h	Driver No
1.	2'57.676			25.087	53.049	27.368	265.378	0
2.	5'38.182	Pit						
3.	10'44.612	2'40.506 (12)	39.296	23.852	51.738	45.620	245.363	0
4.	13'01.002	5'06.430 (13)	3'26.366	23.832	50.439	25.793	284.272	0
5.	15'17.542	2'16.390 (9)	37.855	23.229	49.814	25.492	285.195	0
6.	17'33.025	2'16.540 (10)	37.906	23.469	49.895	25.270	289.901	0
7.	19'48.784	2'15.483 (7)	37.506	23.228	49.656	25.093	293.779	0
8.	26'08.973	2'15.759 (8)	37.439	23.284	49.623	25.413	292.800	0
9.	28'23.940	6'20.189 (14)	40.504	23.534	50.009	25.322	292.800	0
10.	30'38.531	2'14.967 (4)	37.236	23.168	49.419	25.144	292.800	0
11.	32'53.098	2'14.591 (2)	37.205	23.057	49.260	25.069	293.779	0
12.	35'10.620	B 2'14.567 (1)	37.162	23.077	49.318	25.010	292.800	0
13.	37'25.966	2'17.522 (11)	37.301	23.105	51.604	25.512	290.861	0
14.	39'40.638	2'15.346 (6)	37.575	23.360	49.418	24.993	294.765	0
15.	41'55.886	2'14.672 (3)	37.087	23.197	49.373	25.015	292.800	0
		2'15.248 (5)	37.309	23.088	49.778	25.073	293.779	0



NGK SPARK PLUGS

SUZUKA 2&4 RACE



予選・決勝 SAT 決勝 SUN

4/22-23

2023 MFJ全日本ロードレース選手権シリーズ 第2戦

JSB1000 特別スポーツ走行 B Gr. 1回目

2023 / 4 / 20 :



SUZUKA CIRCUIT

個別ラップ表

Weather :Fine

Track :Dry

Full Course 2-Wheels(5,821m)

No	73	Best Time	2'14.566	155.727 km/h
Name	遠藤 晃慶 Akiyoshi ENDO	Total Time	38'07.050	10 Laps
Team	IRF with AZURLANE4	Average Lap Time	3'41.264	
Type	YZF-R1	Today's Rank	13 / 23	
		Today's Top Time	2'07.585	164.248 km/h

No	73 (Driver1)	Best Time		km/h
Name		Total Time		Laps
Team	IRF with AZURLANE4	Average Lap Time		
Type	YZF-R1	Today's Rank		
		Today's Top Time	2'08.690	162.838 km/h

No	73 (Driver2)	Best Time		km/h
Name	遠藤 晃慶	Total Time		Laps
Team	IRF with AZURLANE4	Average Lap Time		
Type	YZF-R1	Today's Rank		
		Today's Top Time	2'08.690	162.838 km/h

No	73 (Driver3)	Best Time		km/h
Name	Akiyoshi ENDO	Total Time		Laps
Team	IRF with AZURLANE4	Average Lap Time		
Type	YZF-R1	Today's Rank		
		Today's Top Time	2'08.690	162.838 km/h

Lap	Passing Time	Lap Time	Sec1	Sec2	Sec3	Sec4	km/h	Driver No
				24.190	51.834	26.387	276.226	0
1.	4'55.670							
2.	7'14.626	2'18.956 (7)	38.095	23.650	51.387	25.824	268.624	0
3.	9'31.570	2'16.944 (5)	37.521	23.306	50.776	25.341	276.226	0
4.	11'50.908	2'19.338 (8)	38.861	23.656	51.179	25.642	273.645	0
5.	14'08.255	2'17.347 (6)	37.551	23.499	50.795	25.502	276.226	0
6.	16'24.596	2'16.341 (4)	37.533	23.116	50.373	25.319	277.098	0
7.	31'21.698	14'57.102 (9)	37.975	26.028	51.566	25.141	279.745	0
8.	33'37.237	2'15.539 (3)	37.328	23.316	49.809	25.086	275.361	0
9.	35'51.803	B 2'14.566 (1)	36.699	22.849	49.754	25.264	275.361	0
10.	38'07.050	2'15.247 (2)	36.776	22.768	49.965	25.738	274.500	0



NGK SPARK PLUGS

SUZUKA 2&4 RACE



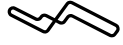
予選・決勝 SAT 決勝 SUN

4/22-23

2023 MFJ全日本ロードレース選手権シリーズ 第2戦

JSB1000 特別スポーツ走行 B Gr. 1回目

2023 / 4 / 20 :



SUZUKA CIRCUIT

個別ラップ表

Weather :Fine

Track :Dry

Full Course 2-Wheels(5,821m)

No	75	Best Time	2'16.545	153.470 km/h
Name	中島 陽向 Hinata NAKAJIMA	Total Time	41'33.800	14 Laps
Team	BIZENSEIKIKirimotoTechnoWorks2	Average Lap Time	3'00.331	
Type	Ninja ZX-10RR	Today's Rank	18 / 23	
		Today's Top Time	2'07.585	164.248 km/h

No	75 (Driver1)	Best Time		km/h
Name	中島 陽向 Hinata NAKAJIMA	Total Time		Laps
Team	BIZENSEIKIKirimotoTechnoWorks2	Average Lap Time		
Type	Ninja ZX-10RR	Today's Rank		
		Today's Top Time	2'08.690	162.838 km/h

No	75 (Driver2)	Best Time		km/h
Name	中島 陽向	Total Time		Laps
Team	BIZENSEIKIKirimotoTechnoWorks2	Average Lap Time		
Type	Ninja ZX-10RR	Today's Rank		
		Today's Top Time	2'08.690	162.838 km/h

No	75 (Driver3)	Best Time		km/h
Name	Hinata NAKAJIMA	Total Time		Laps
Team	BIZENSEIKIKirimotoTechnoWorks2	Average Lap Time		
Type	Ninja ZX-10RR	Today's Rank		
		Today's Top Time	2'08.690	162.838 km/h

Lap	Passing Time	Lap Time	Sec1	Sec2	Sec3	Sec4	km/h	Driver No
1.	2'29.491			25.000	52.094	26.670	271.111	0
2.	4'50.399	2'20.908 (11)	39.604	24.178	50.973	26.153	276.226	0
3.	7'11.099	2'20.700 (10)	38.866	23.696	51.628	26.510	272.795	0
4.	9'31.227	2'20.128 (9)	39.040	23.799	51.078	26.211	271.111	0
5.	11'51.283	2'20.056 (8)	39.124	23.633	51.314	25.985	256.093	0
6.	14'10.575	2'19.292 (7)	38.506	23.935	51.071	25.780	276.226	0
7.	23'13.567	9'02.992 (13)	40.294	23.965	51.675	26.299	259.115	0
8.	25'32.262	2'18.695 (6)	38.397	23.648	50.769	25.881	275.361	0
9.	27'49.519	2'17.257 (3)	37.936	23.104	50.405	25.812	269.448	0
10.	30'06.064	B 2'16.545 (1)	37.647	23.154	50.163	25.581	276.226	0
11.	32'23.418	2'17.354 (4)	37.953	23.260	50.308	25.833	276.226	0
12.	34'41.255	2'17.837 (5)	38.114	23.430	50.485	25.808	275.361	0
13.	39'17.182	4'35.927 (12)	39.547	23.242	50.412	25.470	276.226	0
14.	41'33.800	2'16.618 (2)	37.667	23.031	50.361	25.559	277.098	0



NGK SPARK PLUGS

SUZUKA 2&4 RACE



予選・決勝 SAT 決勝 SUN

4/22-23

2023 MFJ全日本ロードレース選手権シリーズ 第2戦

JSB1000 特別スポーツ走行 B Gr. 1回目

2023 / 4 / 20 :

SUZUKA CIRCUIT
Full Course 2-Wheels(5,821m)

個別ラップ表

Weather :Fine
Track :Dry

No	79	Best Time	2'16.105	153.966 km/h
Name	本田 恵一 Keiichi HONDA	Total Time	38'35.785	14 Laps
Team	Honda soyukai Tochigi Racing	Average Lap Time	2'40.677	
Type	CBR1000RR-R	Today's Rank	16 / 23	
		Today's Top Time	2'07.585	164.248 km/h

No	79 (Driver1)	Best Time		km/h
Name		Total Time		Laps
Team	Honda soyukai Tochigi Racing	Average Lap Time		
Type	CBR1000RR-R	Today's Rank		
		Today's Top Time	2'08.690	162.838 km/h

No	79 (Driver2)	Best Time		km/h
Name	本田 恵一	Total Time		Laps
Team	Honda soyukai Tochigi Racing	Average Lap Time		
Type	CBR1000RR-R	Today's Rank		
		Today's Top Time	2'08.690	162.838 km/h

No	79 (Driver3)	Best Time		km/h
Name	Keiichi HONDA	Total Time		Laps
Team	Honda soyukai Tochigi Racing	Average Lap Time		
Type	CBR1000RR-R	Today's Rank		
		Today's Top Time	2'08.690	162.838 km/h

Lap	Passing Time	Lap Time	Sec1	Sec2	Sec3	Sec4	km/h	Driver No
1.	3'46.973			24.780	52.305	26.732	285.195	0
2.	6'06.936	2'19.963 (11)	38.908	23.995	51.065	25.995	286.124	0
3.	8'25.217	2'18.281 (9)	38.057	23.772	50.623	25.829	286.124	0
4.	10'42.718	2'17.501 (5)	38.019	23.608	50.385	25.489	285.195	0
5.	13'00.478	2'17.760 (7)	37.956	23.497	50.611	25.696	286.124	0
6.	15'19.155	2'18.677 (10)	38.256	24.112	50.767	25.542	288.000	0
7.	17'37.017	2'17.862 (8)	38.056	23.640	50.621	25.545	286.124	0
8.	19'53.600	2'16.583 (3)	37.831	23.492	50.064	25.196	288.947	0
9.	22'39.717	2'46.117 (12)	37.614	23.913	57.440	47.150	164.803	0
		Pit						
10.	29'28.684	6'48.967 (13)	5'08.227	24.325	50.923	25.492	288.947	0
11.	31'46.258	2'17.574 (6)	38.250	23.723	50.353	25.248	288.000	0
12.	34'02.670	2'16.412 (2)	37.635	23.396	50.137	25.244	288.000	0
13.	36'19.680	2'17.010 (4)	37.779	23.280	50.776	25.175	286.124	0
14.	38'35.785	B 2'16.105 (1)	37.299	23.229	50.267	25.310	287.059	0



NGK SPARK PLUGS

SUZUKA 2&4 RACE



予選・決勝 SAT 決勝 SUN

4/22-23

2023 MFJ全日本ロードレース選手権シリーズ 第2戦

JSB1000 特別スポーツ走行 B Gr. 1回目

2023 / 4 / 20 :



SUZUKA CIRCUIT

個別ラップ表

Weather :Fine

Full Course 2-Wheels(5,821m)

Track :Dry

No	81	Best Time	2'17.275	152.654 km/h
Name	平野 ルナ Runa HIRANO	Total Time	41'23.636	13 Laps
Team	Dr Dry Racing with ACE CAFE.TMR	Average Lap Time	3'11.912	
Type	GSX-R1000R	Today's Rank	20 / 23	
		Today's Top Time	2'07.585	164.248 km/h

No	81 (Driver1)	Best Time		km/h
Name		Total Time		Laps
Team	Dr Dry Racing with ACE CAFE.TMR	Average Lap Time		
Type	GSX-R1000R	Today's Rank		
		Today's Top Time	2'08.690	162.838 km/h

No	81 (Driver2)	Best Time		km/h
Name	平野 ルナ	Total Time		Laps
Team	Dr Dry Racing with ACE CAFE.TMR	Average Lap Time		
Type	GSX-R1000R	Today's Rank		
		Today's Top Time	2'08.690	162.838 km/h

No	81 (Driver3)	Best Time		km/h
Name	Runa HIRANO	Total Time		Laps
Team	Dr Dry Racing with ACE CAFE.TMR	Average Lap Time		
Type	GSX-R1000R	Today's Rank		
		Today's Top Time	2'08.690	162.838 km/h

Lap	Passing Time	Lap Time	Sec1	Sec2	Sec3	Sec4	km/h	Driver No	
1.	3'00.681	Pit		25.750	54.972	39.754	224.082	0	
2.	8'14.638	5'13.957 (12)	3'29.352	24.846	52.270	27.489	252.414	0	
3.	10'35.678	2'21.040 (5)	39.481	24.041	51.239	26.279	263.784	0	
4.	12'54.221	2'18.543 (3)	38.741	23.396	50.319	26.087	268.624	0	
5.	15'36.408	Pit		2'42.187 (8)	40.132	24.280	58.041	39.734	236.765
6.	20'20.584	4'44.176 (11)	3'04.154	23.544	50.640	25.838	273.645	0	
7.	22'37.859	B 2'17.275 (1)	38.019	23.247	50.256	25.753	273.645	0	
8.	25'13.023	2'35.164 (7)	39.472	23.809	54.257	37.626	240.658	0	
9.	29'36.841	Pit		4'23.818 (9)	2'43.701	23.775	50.506	25.836	277.098
10.	31'55.267	2'18.426 (2)	38.768	23.716	50.420	25.522	277.098	0	
11.	34'29.307	Pit		2'34.040 (6)	37.827	23.370	50.292	42.551	277.098
12.	39'04.362	4'35.055 (10)	2'53.718	23.973	51.452	25.912	273.645	0	
13.	41'23.636	2'19.274 (4)	37.922	23.659	51.451	26.242	267.805	0	