



NGK SPARK PLUGS

SUZUKA 2&4 RACE



予選・決勝 SAT 決勝 SUN

4/22-23

2023 MFJ全日本ロードレース選手権シリーズ 第2戦

JSB1000 特別スポーツ走行 A Gr. 2回目

2023 / 4 / 20



SUZUKA CIRCUIT

個別ラップ表

Weather :Fine

Full Course 2-Wheels(5,821m)

Track :Dry

No	1	Best Time	2'06.723	165.365 km/h
Name	中須賀 克行 Katsuyuki NAKASUGA	Total Time	47'29.965	16 Laps
Team	YAMAHA FACTORY RACING TEAM	Average Lap Time	3'00.538	
Type	YZF-R1	Today's Rank	1 / 11	
		Today's Top Time	2'06.723	165.365 km/h
No	1 (Driver1)	Best Time	2'06.723	165.365 km/h
Name	中須賀 克行 Katsuyuki NAKASUGA	Total Time	47'29.965	16 Laps
Team	YAMAHA FACTORY RACING TEAM	Average Lap Time	3'00.538	
Type	YZF-R1	Today's Rank	1 / 4	
		Today's Top Time	2'06.723	165.365 km/h
No	1 (Driver2)	Best Time		km/h
Name	中須賀 克行	Total Time		Laps
Team	YAMAHA FACTORY RACING TEAM	Average Lap Time		
Type	YZF-R1	Today's Rank		
		Today's Top Time	2'06.723	165.365 km/h
No	1 (Driver3)	Best Time		km/h
Name	Katsuyuki NAKASUGA	Total Time		Laps
Team	YAMAHA FACTORY RACING TEAM	Average Lap Time		
Type	YZF-R1	Today's Rank		
		Today's Top Time	2'06.723	165.365 km/h

Lap	Passing Time	Lap Time	Sec1	Sec2	Sec3	Sec4	km/h	Driver No
				23.266	49.859	24.732	284.272	1
1.	2'21.893							
		2'09.996 (12)	36.254	22.178	47.409	24.155	295.758	1
2.	4'31.889							
		2'07.525 (6)	35.607	21.752	46.718	23.448	296.757	1
3.	6'39.414							
		2'07.865 (9)	34.965	21.579	47.182	24.139	300.822	1
4.	8'47.279							
		B 2'06.723 (1)	34.804	21.499	46.995	23.425	296.757	1
5.	10'54.002							
		6'29.867 (14)	35.639	21.825	47.296	23.525	290.861	1
6.	17'23.869							
		2'08.312 (10)	35.520	21.996	47.303	23.493	292.800	1
7.	19'32.181							
		2'07.656 (7)	35.485	21.570	47.070	23.531	292.800	1
8.	21'39.837							
		10'54.214 (15)	38.284	22.561	47.645	23.954	289.901	1
9.	32'34.051							
		2'07.433 (5)	35.137	21.612	47.156	23.528	293.779	1
10.	34'41.484							
		2'08.839 (11)	35.332	22.349	47.207	23.951	296.757	1
11.	36'50.323							
		2'07.673 (8)	35.019	21.576	47.649	23.429	295.758	1
12.	38'57.996							
		2'10.590 (13)	38.090	21.885	47.214	23.401	294.765	1
13.	41'08.586							
		2'07.283 (4)	35.088	21.747	47.026	23.422	296.757	1
14.	43'15.869							
		2'07.004 (2)	35.067	21.648	46.934	23.355	295.758	1
15.	45'22.873							
		2'07.092 (3)	35.028	21.736	46.896	23.432	295.758	1
16.	47'29.965							



NGK SPARK PLUGS

SUZUKA 2&4 RACE



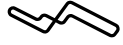
予選・決勝 SAT 決勝 SUN

4/22-23

2023 MFJ全日本ロードレース選手権シリーズ 第2戦

JSB1000 特別スポーツ走行 A Gr. 2回目

2023 / 4 / 20 :



SUZUKA CIRCUIT

個別ラップ表

Weather :Fine

Track :Dry

Full Course 2-Wheels(5,821m)

No	7	Best Time	2'07.720	164.075 km/h
Name	岩田 悟 Satoru IWATA	Total Time	46'02.535	14 Laps
Team	Team ATJ	Average Lap Time	3'19.449	
Type	CBR1000RR-R	Today's Rank	3 / 11	
		Today's Top Time	2'06.723	165.365 km/h
No	7 (Driver1)	Best Time	8'30.839	41.022 km/h
Name	岩田 悟 Satoru IWATA	Total Time	8'30.839	1 Laps
Team	Team ATJ	Average Lap Time		
Type	CBR1000RR-R	Today's Rank	4 / 4	
		Today's Top Time	2'06.723	165.365 km/h
No	7 (Driver2)	Best Time		km/h
Name	岩田 悟	Total Time		Laps
Team	Team ATJ	Average Lap Time		
Type	CBR1000RR-R	Today's Rank		
		Today's Top Time	2'06.723	165.365 km/h
No	7 (Driver3)	Best Time		km/h
Name	Satoru IWATA	Total Time		Laps
Team	Team ATJ	Average Lap Time		
Type	CBR1000RR-R	Today's Rank		
		Today's Top Time	2'06.723	165.365 km/h

Lap	Passing Time	Lap Time	Sec1	Sec2	Sec3	Sec4	km/h	Driver No
				24.390	50.153	24.893	289.901	0
1.	2'49.692							
		2'11.105 (8)	36.160	22.411	48.569	23.965	291.827	0
2.	5'00.797							
		2'11.290 (9)	36.473	22.065	47.948	24.804	277.098	0
3.	7'12.087							
		2'13.696 (10)	37.788	23.494	48.502	23.912	291.827	0
4.	9'25.783							
		2'10.332 (7)	35.331	21.925	49.188	23.888	289.901	0
5.	11'36.115							
		2'09.530 (6)	35.401	21.838	48.503	23.788	288.947	0
6.	13'45.645							
		8'30.839 (12)	37.771	23.777	50.253	24.310	288.000	1
7.	22'16.484							
		10'20.233 (13)	37.862	23.413	51.321	24.555	288.000	0
8.	32'36.717							
		2'08.904 (5)	35.790	21.899	47.464	23.751	291.827	0
9.	34'45.621							
		2'08.181 (4)	35.294	21.889	47.417	23.581	293.779	0
10.	36'53.802							
		2'08.082 (2)	35.172	21.874	47.259	23.777	297.763	0
11.	39'01.884							
		2'08.178 (3)	35.452	21.968	47.149	23.609	294.765	0
12.	41'10.062							
		B 2'07.720 (1)	35.127	21.694	47.208	23.691	293.779	0
13.	43'17.782							
		2'44.753 (11)	43.099	23.883	54.654	43.117	240.000	0
14.	46'02.535	Pit						



NGK SPARK PLUGS

SUZUKA 2&4 RACE



予選・決勝 SAT 決勝 SUN

4/22-23

2023 MFJ全日本ロードレース選手権シリーズ 第2戦

JSB1000 特別スポーツ走行 A Gr. 2回目

2023 / 4 / 20 :



SUZUKA CIRCUIT

個別ラップ表

Weather :Fine

Track :Dry

Full Course 2-Wheels(5,821m)

No	10	Best Time	2'08.536	163.033 km/h
Name	清成 龍一 Ryuichi KIYONARI	Total Time	46'33.679	14 Laps
Team	TOHO Racing	Average Lap Time	3'23.732	
Type	CBR1000RR-R	Today's Rank	4 / 11	
		Today's Top Time	2'06.723	165.365 km/h
No	10 (Driver1)	Best Time		km/h
Name	清成 龍一 Ryuichi KIYONARI	Total Time		Laps
Team	TOHO Racing	Average Lap Time		
Type	CBR1000RR-R	Today's Rank		
		Today's Top Time	2'06.723	165.365 km/h
No	10 (Driver2)	Best Time		km/h
Name	清成 龍一	Total Time		Laps
Team	TOHO Racing	Average Lap Time		
Type	CBR1000RR-R	Today's Rank		
		Today's Top Time	2'06.723	165.365 km/h
No	10 (Driver3)	Best Time		km/h
Name	Ryuichi KIYONARI	Total Time		Laps
Team	TOHO Racing	Average Lap Time		
Type	CBR1000RR-R	Today's Rank		
		Today's Top Time	2'06.723	165.365 km/h

Lap	Passing Time	Lap Time	Sec1	Sec2	Sec3	Sec4	km/h	Driver No
1.	2'25.159			23.337	49.287	24.983	292.800	0
2.	4'38.990	2'13.831 (8)	36.780	23.267	49.500	24.284	291.827	0
3.	6'49.458	2'10.468 (6)	36.124	22.247	47.683	24.414	288.947	0
4.	8'59.285	2'09.827 (4)	35.966	22.160	47.649	24.052	293.779	0
5.	16'02.555	7'03.270 (12)	42.864	22.793	49.723	24.132	287.059	0
6.	18'11.986	2'09.431 (2)	35.802	21.855	47.895	23.879	286.124	0
7.	20'35.094	2'23.108 (9)	35.603	22.297	48.205	37.003	287.059	0
8.	31'46.329	11'11.235 (13)	9'35.601	22.777	48.600	24.257	290.861	0
9.	33'57.960	2'11.631 (7)	35.673	23.017	49.012	23.929	289.901	0
10.	36'08.177	2'10.217 (5)	35.576	22.344	48.025	24.272	292.800	0
11.	38'33.809	2'25.632 (10)	36.505	22.353	48.117	38.657	294.765	0
12.	42'15.425	3'41.616 (11)	2'06.857	22.564	48.124	24.071	291.827	0
13.	44'23.961	B 2'08.536 (1)	35.462	22.066	47.167	23.841	293.779	0
14.	46'33.679	2'09.718 (3)	35.576	22.699	47.430	24.013	292.800	0



NGK SPARK PLUGS

SUZUKA 2&4 RACE



予選・決勝 SAT 決勝 SUN

4/22-23

2023 MFJ全日本ロードレース選手権シリーズ 第2戦

JSB1000 特別スポーツ走行 A Gr. 2回目

2023 / 4 / 20 :

SUZUKA CIRCUIT

個別ラップ表

Weather :Fine

Track :Dry

Full Course 2-Wheels(5,821m)

No	14	Best Time	2'10.127	161.040 km/h
Name	中富 伸一 Shinichi NAKATOMI	Total Time	48'13.780	14 Laps
Team	WaveinnR	Average Lap Time	3'31.504	
Type	YZF-R1	Today's Rank	7 / 11	
		Today's Top Time	2'06.723	165.365 km/h

No	14 (Driver1)	Best Time	2'10.127	161.040 km/h
Name	中富 伸一 Shinichi NAKATOMI	Total Time	35'50.776	10 Laps
Team	WaveinnR	Average Lap Time	3'42.950	
Type	YZF-R1	Today's Rank	2 / 4	
		Today's Top Time	2'06.723	165.365 km/h

No	14 (Driver2)	Best Time		km/h
Name	中富 伸一	Total Time		Laps
Team	WaveinnR	Average Lap Time		
Type	YZF-R1	Today's Rank		
		Today's Top Time	2'06.723	165.365 km/h

No	14 (Driver3)	Best Time		km/h
Name	Shinichi NAKATOMI	Total Time		Laps
Team	WaveinnR	Average Lap Time		
Type	YZF-R1	Today's Rank		
		Today's Top Time	2'06.723	165.365 km/h

Lap	Passing Time	Lap Time	Sec1	Sec2	Sec3	Sec4	km/h	Driver No
				24.301	49.512	25.154	290.861	1
1.	2'24.225							
		2'12.603 (5)	37.457	22.538	48.171	24.437	280.639	1
2.	4'36.828							
		2'12.427 (4)	36.574	22.686	48.549	24.618	289.901	1
3.	6'49.255							
		2'11.018 (2)	36.351	22.265	48.123	24.279	291.827	1
4.	9'00.273							
		9'35.497 (13)	37.321	22.705	48.491	24.283	286.124	1
5.	18'35.770							
		2'14.287 (6)	36.971	23.355	49.506	24.455	283.355	1
6.	20'50.057							
		2'31.906 (10)	36.652	22.353	48.324	44.577	265.378	1
7.	23'21.963	Pit						
		8'07.584 (12)	6'32.194	22.647	48.374	24.369	288.000	1
8.	31'29.547							
		2'11.102 (3)	36.318	22.437	48.036	24.311	288.947	1
9.	33'40.649							
		B 2'10.127 (1)	35.883	22.192	47.946	24.106	290.861	1
10.	35'50.776							
		5'33.827 (11)	37.072	24.661	51.714	25.620	259.115	0
11.	41'24.603							
		2'17.210 (9)	37.781	23.282	50.526	25.621	271.111	0
12.	43'41.813							
		2'16.234 (8)	37.673	23.209	49.929	25.423	271.950	0
13.	45'58.047							
		2'15.733 (7)	37.578	23.046	49.643	25.466	282.444	0
14.	48'13.780							



NGK SPARK PLUGS

SUZUKA 2&4 RACE



予選・決勝 SAT 決勝 SUN

4/22-23

2023 MFJ全日本ロードレース選手権シリーズ 第2戦

JSB1000 特別スポーツ走行 A Gr. 2回目

2023 / 4 / 20 :



SUZUKA CIRCUIT

個別ラップ表

Weather :Fine

Track :Dry

Full Course 2-Wheels(5,821m)

No	16	Best Time	2'07.226	164.712 km/h
Name	日浦 大治朗 Daijiro HIURA	Total Time	46'27.037	10 Laps
Team	Honda Dream RT SAKURAI HONDA	Average Lap Time	4'53.916	
Type	CBR1000RR-R	Today's Rank	2 / 11	
		Today's Top Time	2'06.723	165.365 km/h

No	16 (Driver1)	Best Time		km/h
Name	日浦 大治朗 Daijiro HIURA	Total Time		Laps
Team	Honda Dream RT SAKURAI HONDA	Average Lap Time		
Type	CBR1000RR-R	Today's Rank		
		Today's Top Time	2'06.723	165.365 km/h

No	16 (Driver2)	Best Time		km/h
Name	日浦 大治朗	Total Time		Laps
Team	Honda Dream RT SAKURAI HONDA	Average Lap Time		
Type	CBR1000RR-R	Today's Rank		
		Today's Top Time	2'06.723	165.365 km/h

No	16 (Driver3)	Best Time		km/h
Name	Daijiro HIURA	Total Time		Laps
Team	Honda Dream RT SAKURAI HONDA	Average Lap Time		
Type	CBR1000RR-R	Today's Rank		
		Today's Top Time	2'06.723	165.365 km/h

Lap	Passing Time	Lap Time	Sec1	Sec2	Sec3	Sec4	km/h	Driver No
1.	2'21.790			24.005	49.890	25.208	284.272	0
2.	4'31.834	2'10.044 (5)	36.122	22.142	47.363	24.417	297.763	0
3.	6'40.286	2'08.452 (3)	35.724	22.277	46.940	23.511	298.776	0
4.	8'47.718	2'07.432 (2)	35.068	21.716	46.982	23.666	300.822	0
5.	10'54.944	B 2'07.226 (1)	35.134	21.799	46.927	23.366	298.776	0
6.	33'50.076	22'55.132 (9)	38.526	24.013	49.813	24.782	295.758	0
7.	36'02.601	2'12.525 (7)	36.626	22.342	48.610	24.947	288.000	0
8.	38'12.705	2'10.104 (6)	36.575	22.281	47.514	23.734	300.822	0
9.	44'17.796	6'05.091 (8)	38.019	23.626	49.120	24.357	296.757	0
10.	46'27.037	2'09.241 (4)	36.002	22.125	47.312	23.802	298.776	0



NGK SPARK PLUGS

SUZUKA 2&4 RACE



予選・決勝 SAT 決勝 SUN

4/22-23

2023 MFJ全日本ロードレース選手権シリーズ 第2戦

JSB1000 特別スポーツ走行 A Gr. 2回目

2023 / 4 / 20 :



SUZUKA CIRCUIT

個別ラップ表

Weather :Fine

Full Course 2-Wheels(5,821m)

Track :Dry

No	18	Best Time	2'08.801	162.697 km/h
Name	漣美心 Cocoro ATSUMI	Total Time	46'30.277	16 Laps
Team	S-PULSE DREAM RACING ITEC	Average Lap Time	2'56.426	
Type	GSX-R1000R	Today's Rank	5 / 11	
		Today's Top Time	2'06.723	165.365 km/h
No	18 (Driver1)	Best Time	2'10.859	160.139 km/h
Name	漣美心 Cocoro ATSUMI	Total Time	8'58.857	4 Laps
Team	S-PULSE DREAM RACING ITEC	Average Lap Time	2'11.659	
Type	GSX-R1000R	Today's Rank	3 / 4	
		Today's Top Time	2'06.723	165.365 km/h
No	18 (Driver2)	Best Time		km/h
Name	漣美心	Total Time		Laps
Team	S-PULSE DREAM RACING ITEC	Average Lap Time		
Type	GSX-R1000R	Today's Rank		
		Today's Top Time	2'06.723	165.365 km/h
No	18 (Driver3)	Best Time		km/h
Name	Cocoro ATSUMI	Total Time		Laps
Team	S-PULSE DREAM RACING ITEC	Average Lap Time		
Type	GSX-R1000R	Today's Rank		
		Today's Top Time	2'06.723	165.365 km/h

Lap	Passing Time	Lap Time	Sec1	Sec2	Sec3	Sec4	km/h	Driver No
				24.069	49.391	25.443	292.800	1
1.	2'23.879							
		2'12.164 (13)	36.963	22.742	48.270	24.189	290.861	1
2.	4'36.043							
		2'11.955 (12)	36.860	22.559	48.548	23.988	293.779	1
3.	6'47.998							
		2'10.859 (11)	36.369	22.325	47.911	24.254	290.861	1
4.	8'58.857							
		6'52.058 (14)	36.511	23.647	49.422	24.344	287.059	0
5.	15'50.915							
		2'10.463 (10)	36.236	22.438	47.970	23.819	287.059	0
6.	18'01.378							
		2'09.856 (9)	36.120	22.185	47.790	23.761	286.124	0
7.	20'11.234							
		2'09.304 (5)	35.838	22.243	47.609	23.614	288.947	0
8.	22'20.538							
		9'05.266 (15)	37.716	22.884	49.658	24.074	288.947	0
9.	31'25.804							
		2'09.638 (8)	35.987	22.178	47.681	23.792	289.901	0
10.	33'35.442							
		2'09.208 (4)	35.828	22.074	47.564	23.742	290.861	0
11.	35'44.650							
		2'09.409 (7)	35.714	22.132	47.755	23.808	289.901	0
12.	37'54.059							
		2'08.872 (2)	35.753	22.019	47.536	23.564	290.861	0
13.	40'02.931							
		2'09.349 (6)	35.790	22.203	47.764	23.592	288.947	0
14.	42'12.280							
		B 2'08.801 (1)	35.705	22.003	47.540	23.553	291.827	0
15.	44'21.081							
		2'09.196 (3)	35.636	22.259	47.680	23.621	290.861	0
16.	46'30.277							



NGK SPARK PLUGS

SUZUKA 2&4 RACE



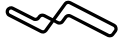
予選・決勝 SAT 決勝 SUN

4/22-23

2023 MFJ全日本ロードレース選手権シリーズ 第2戦

JSB1000 特別スポーツ走行 A Gr. 2回目

2023 / 4 / 20 :



SUZUKA CIRCUIT

個別ラップ表

Weather :Fine

Track :Dry

Full Course 2-Wheels(5,821m)

No	20	Best Time	2'10.298	160.828 km/h
Name	黒木 玲徳 Reitoku KUROGI	Total Time	47'11.350	15 Laps
Team	GOSHI Racing	Average Lap Time	3'10.101	
Type	CBR1000RR-R	Today's Rank	8 / 11	
		Today's Top Time	2'06.723	165.365 km/h

No	20 (Driver1)	Best Time		km/h
Name		Total Time		Laps
Team	GOSHI Racing	Average Lap Time		
Type	CBR1000RR-R	Today's Rank		
		Today's Top Time	2'06.723	165.365 km/h

No	20 (Driver2)	Best Time		km/h
Name	黒木 玲徳	Total Time		Laps
Team	GOSHI Racing	Average Lap Time		
Type	CBR1000RR-R	Today's Rank		
		Today's Top Time	2'06.723	165.365 km/h

No	20 (Driver3)	Best Time		km/h
Name	Reitoku KUROGI	Total Time		Laps
Team	GOSHI Racing	Average Lap Time		
Type	CBR1000RR-R	Today's Rank		
		Today's Top Time	2'06.723	165.365 km/h

Lap	Passing Time	Lap Time	Sec1	Sec2	Sec3	Sec4	km/h	Driver No
				24.211	50.070	25.081	288.000	0
1.	2'49.930	2'12.405 (7)	36.574	22.574	48.199	25.058	293.779	0
2.	5'02.335	2'14.301 (10)	36.796	22.876	50.190	24.439	293.779	0
3.	7'16.636	2'14.694 (11)	36.702	22.908	50.045	25.039	288.947	0
4.	9'31.330	2'14.010 (9)	37.968	22.647	48.253	25.142	291.827	0
5.	11'45.340	2'11.981 (5)	36.577	22.511	48.448	24.445	289.901	0
6.	13'57.321	2'12.075 (6)	36.130	22.266	49.247	24.432	288.947	0
7.	16'09.396	2'11.313 (4)	36.396	22.453	48.192	24.272	291.827	0
8.	18'20.709	5'49.686 (12)	38.051					0
9.	24'10.395	Pit						
		7'15.965 (14)	5'39.088	22.863	49.675	24.339	295.758	0
10.	31'26.360	B 2'10.298 (1)	36.176	22.269	47.922	23.931	294.765	0
11.	33'36.658	2'10.703 (3)	36.021	22.278	48.035	24.369	295.758	0
12.	35'47.361	2'12.835 (8)	37.049	22.492	49.012	24.282	298.776	0
13.	38'00.196	2'10.514 (2)	35.977	22.315	47.996	24.226	296.757	0
14.	40'10.710	7'00.640 (13)	37.149	22.903	48.483	24.788	279.745	0
15.	47'11.350							



NGK SPARK PLUGS

SUZUKA 2&4 RACE



予選・決勝 SAT 決勝 SUN

4/22-23

2023 MFJ全日本ロードレース選手権シリーズ 第2戦

JSB1000 特別スポーツ走行 A Gr. 2回目

2023 / 4 / 20



SUZUKA CIRCUIT

個別ラップ表

Weather :Fine

Track :Dry

Full Course 2-Wheels(5,821m)

No	22	Best Time	2'10.407	160.694 km/h
Name	星野 知也 Tomoya HOSHINO	Total Time	47'09.795	15 Laps
Team	TONE RT SYNCEDGE4413 BMW	Average Lap Time	3'11.854	
Type	M1000RR	Today's Rank	9 / 11	
		Today's Top Time	2'06.723	165.365 km/h
No	22 (Driver1)	Best Time		km/h
Name	星野 知也 Tomoya HOSHINO	Total Time		Laps
Team	TONE RT SYNCEDGE4413 BMW	Average Lap Time		
Type	M1000RR	Today's Rank		
		Today's Top Time	2'06.723	165.365 km/h
No	22 (Driver2)	Best Time		km/h
Name	星野 知也	Total Time		Laps
Team	TONE RT SYNCEDGE4413 BMW	Average Lap Time		
Type	M1000RR	Today's Rank		
		Today's Top Time	2'06.723	165.365 km/h
No	22 (Driver3)	Best Time		km/h
Name	Tomoya HOSHINO	Total Time		Laps
Team	TONE RT SYNCEDGE4413 BMW	Average Lap Time		
Type	M1000RR	Today's Rank		
		Today's Top Time	2'06.723	165.365 km/h

Lap	Passing Time	Lap Time	Sec1	Sec2	Sec3	Sec4	km/h	Driver No
1.	2'23.837			23.425	49.819	26.062	285.195	0
2.	4'36.500	2'12.663 (10)	37.145	22.693	48.509	24.316	287.059	0
3.	6'48.631	2'12.131 (7)	36.568	22.686	48.581	24.296	289.901	0
4.	8'59.783	2'11.152 (5)	36.009	22.431	48.201	24.511	288.947	0
5.	11'11.924	2'12.141 (8)	36.236	22.624	48.716	24.565	285.195	0
6.	17'14.922	6'02.998 (12)	41.327	28.030	50.246	24.804	281.538	0
7.	19'25.941	2'11.019 (4)	36.274	22.413	48.123	24.209	282.444	0
8.	21'36.626	2'10.685 (2)	35.961	22.343	48.144	24.237	283.355	0
9.	24'05.429	2'28.803 (11)	36.144	22.291	51.073	39.295	277.098	0
		Pit						
10.	31'46.536	7'41.107 (14)	6'05.934	22.385	48.540	24.248	289.901	0
11.	33'58.401	2'11.865 (6)	35.690	22.883	49.165	24.127	288.947	0
12.	36'08.808	B 2'10.407 (1)	35.881	22.463	48.013	24.050	287.059	0
13.	38'19.511	2'10.703 (3)	36.213	22.264	47.913	24.313	294.765	0
14.	40'31.752	2'12.241 (9)	36.729	22.506	48.527	24.479	284.272	0
15.	47'09.795	6'38.043 (13)	40.259	22.790	48.601	24.187	283.355	0



NGK SPARK PLUGS

SUZUKA 2&4 RACE



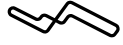
予選・決勝 SAT 決勝 SUN

4/22-23

2023 MFJ全日本ロードレース選手権シリーズ 第2戦

JSB1000 特別スポーツ走行 A Gr. 2回目

2023 / 4 / 20 :



SUZUKA CIRCUIT

個別ラップ表

Weather :Fine

Track :Dry

Full Course 2-Wheels(5,821m)

No	30	Best Time	2'12.122	158.608 km/h
Name	樋口 耕太 Kota HIGUCHI	Total Time	46'58.126	11 Laps
Team	FACTORY HIRO H.L.O RACING	Average Lap Time	4'18.897	
Type	GSX-R1000R	Today's Rank	10 / 11	
		Today's Top Time	2'06.723	165.365 km/h

No	30 (Driver1)	Best Time		km/h
Name	樋口 耕太 Kota HIGUCHI	Total Time		Laps
Team	FACTORY HIRO H.L.O RACING	Average Lap Time		
Type	GSX-R1000R	Today's Rank		
		Today's Top Time	2'06.723	165.365 km/h

No	30 (Driver2)	Best Time		km/h
Name	樋口 耕太	Total Time		Laps
Team	FACTORY HIRO H.L.O RACING	Average Lap Time		
Type	GSX-R1000R	Today's Rank		
		Today's Top Time	2'06.723	165.365 km/h

No	30 (Driver3)	Best Time		km/h
Name	Kota HIGUCHI	Total Time		Laps
Team	FACTORY HIRO H.L.O RACING	Average Lap Time		
Type	GSX-R1000R	Today's Rank		
		Today's Top Time	2'06.723	165.365 km/h

Lap	Passing Time	Lap Time	Sec1	Sec2	Sec3	Sec4	km/h	Driver No
1.	3'49.152			25.086	51.038	25.835	279.745	0
2.	6'03.284	2'14.132 (6)	37.236	22.899	49.114	24.883	284.272	0
3.	8'16.433	2'13.149 (5)	37.045	22.745	48.722	24.637	283.355	0
4.	10'28.555	B 2'12.122 (1)	36.414	22.692	48.697	24.319	284.272	0
5.	12'41.258	2'12.703 (3)	36.483	22.788	48.741	24.691	284.272	0
6.	32'39.972	19'58.714 (10)	40.018	24.253	51.050	26.129	281.538	0
7.	34'55.757	2'15.785 (8)	37.647	23.154	49.775	25.209	284.272	0
8.	37'08.619	2'12.862 (4)	36.691	22.749	48.946	24.476	285.195	0
9.	39'21.254	2'12.635 (2)	36.611	22.577	48.796	24.651	287.059	0
10.	44'42.590	5'21.336 (9)	38.194	23.400	49.910	25.003	288.947	0
11.	46'58.126	2'15.536 (7)	37.400	23.330	49.700	25.106	284.272	0



NGK SPARK PLUGS

SUZUKA 2&4 RACE



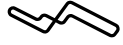
予選・決勝 SAT 決勝 SUN

4/22-23

2023 MFJ全日本ロードレース選手権シリーズ 第2戦

JSB1000 特別スポーツ走行 A Gr. 2回目

2023 / 4 / 20 :



SUZUKA CIRCUIT

個別ラップ表

Weather :Fine

Full Course 2-Wheels(5,821m)

Track :Dry

No	38	Best Time	2'09.161	162.244 km/h
Name	伊藤 和輝 Kazuki ITOU	Total Time	46'39.141	12 Laps
Team	Honda Dream RT SAKURAI HONDA	Average Lap Time	4'01.498	
Type	CBR1000RR-R	Today's Rank	6 / 11	
		Today's Top Time	2'06.723	165.365 km/h
No	38 (Driver1)	Best Time		km/h
Name	伊藤 和輝 Kazuki ITOU	Total Time		Laps
Team	Honda Dream RT SAKURAI HONDA	Average Lap Time		
Type	CBR1000RR-R	Today's Rank		
		Today's Top Time	2'06.723	165.365 km/h
No	38 (Driver2)	Best Time		km/h
Name	伊藤 和輝	Total Time		Laps
Team	Honda Dream RT SAKURAI HONDA	Average Lap Time		
Type	CBR1000RR-R	Today's Rank		
		Today's Top Time	2'06.723	165.365 km/h
No	38 (Driver3)	Best Time		km/h
Name	Kazuki ITOU	Total Time		Laps
Team	Honda Dream RT SAKURAI HONDA	Average Lap Time		
Type	CBR1000RR-R	Today's Rank		
		Today's Top Time	2'06.723	165.365 km/h

Lap	Passing Time	Lap Time	Sec1	Sec2	Sec3	Sec4	km/h	Driver No
				24.130	49.927	25.496	274.500	0
1.	2'22.663							
		2'10.746 (7)	36.169	22.141	48.041	24.395	292.800	0
2.	4'33.409							
		2'10.107 (3)	36.140	22.176	47.800	23.991	290.861	0
3.	6'43.516							
		2'13.682 (9)	39.635	22.208	47.814	24.025	291.827	0
4.	8'57.198							
		22'25.318 (11)	43.797	23.613	49.386	24.400	287.059	0
5.	31'22.516							
		2'11.000 (8)	36.181	22.297	48.457	24.065	290.861	0
6.	33'33.516							
		2'15.961 (10)	41.771	22.328	47.972	23.890	293.779	0
7.	35'49.477							
		2'10.315 (4)	35.557	22.335	48.435	23.988	292.800	0
8.	37'59.792							
		B 2'09.161 (1)	35.621	22.025	47.739	23.776	294.765	0
9.	40'08.953							
		2'10.354 (6)	35.605	22.071	48.398	24.280	293.779	0
10.	42'19.307							
		2'10.333 (5)	35.841	22.445	48.029	24.018	293.779	0
11.	44'29.640							
		2'09.501 (2)	35.690	22.057	47.730	24.024	295.758	0
12.	46'39.141							



NGK SPARK PLUGS

SUZUKA 2&4 RACE



予選・決勝 SAT 決勝 SUN

4/22・23

2023 MFJ全日本ロードレース選手権シリーズ 第2戦

JSB1000 特別スポーツ走行 A Gr. 2回目

2023 / 4 / 20 :



SUZUKA CIRCUIT

個別ラップ表

Weather :Fine

Track :Dry

Full Course 2-Wheels(5,821m)

No	64	Best Time	2'15.727	154.395 km/h
Name	吉田 愛乃助 Ainosuke YOSHIDA	Total Time	47'24.042	18 Laps
Team	TONE RT SYNCEDGE4413 BMW	Average Lap Time	2'38.852	
Type	M1000RR	Today's Rank	11 / 11	
		Today's Top Time	2'06.723	165.365 km/h
No	64 (Driver1)	Best Time		km/h
Name		Total Time		Laps
Team	TONE RT SYNCEDGE4413 BMW	Average Lap Time		
Type	M1000RR	Today's Rank		
		Today's Top Time	2'06.723	165.365 km/h
No	64 (Driver2)	Best Time		km/h
Name	吉田 愛乃助	Total Time		Laps
Team	TONE RT SYNCEDGE4413 BMW	Average Lap Time		
Type	M1000RR	Today's Rank		
		Today's Top Time	2'06.723	165.365 km/h
No	64 (Driver3)	Best Time		km/h
Name	Ainosuke YOSHIDA	Total Time		Laps
Team	TONE RT SYNCEDGE4413 BMW	Average Lap Time		
Type	M1000RR	Today's Rank		
		Today's Top Time	2'06.723	165.365 km/h

Lap	Passing Time	Lap Time	Sec1	Sec2	Sec3	Sec4	km/h	Driver No
				23.815	50.955	26.478	278.857	0
1.	2'23.549							
		2'17.383 (14)	38.016	23.469	50.470	25.428	283.355	0
2.	4'40.932							
		2'16.953 (11)	38.104	23.253	50.132	25.464	281.538	0
3.	6'57.885							
		2'16.979 (13)	37.806	23.338	50.455	25.380	281.538	0
4.	9'14.864							
		2'16.689 (10)	37.966	23.189	50.229	25.305	278.857	0
5.	11'31.553							
		2'16.090 (5)	37.850	23.213	49.979	25.048	283.355	0
6.	13'47.643							
		2'15.800 (2)	37.784	23.155	49.892	24.969	280.639	0
7.	16'03.443							
		2'16.411 (8)	37.566	22.917	50.619	25.309	279.745	0
8.	18'19.854							
		2'16.609 (9)	37.606	23.465	50.278	25.260	278.857	0
9.	20'36.463							
		2'29.536 (16)	37.617	23.022	49.684	39.213	282.444	0
10.	23'05.999	Pit						
		8'11.328 (17)	6'32.331	23.368	50.192	25.437	278.857	0
11.	31'17.327							
		B 2'15.727 (1)	37.753	23.082	49.903	24.989	280.639	0
12.	33'33.054							
		2'29.462 (15)	50.522	23.551	50.177	25.212	282.444	0
13.	36'02.516							
		2'16.323 (7)	37.436	23.218	50.324	25.345	289.901	0
14.	38'18.839							
		2'16.962 (12)	37.893	23.307	50.607	25.155	282.444	0
15.	40'35.801							
		2'15.949 (3)	37.663	23.236	50.011	25.039	281.538	0
16.	42'51.750							
		2'16.223 (6)	37.616	23.129	50.226	25.252	280.639	0
17.	45'07.973							
		2'16.069 (4)	37.627	23.369	49.809	25.264	281.538	0
18.	47'24.042							



NGK SPARK PLUGS

SUZUKA 2&4 RACE



予選・決勝 SAT 決勝 SUN

4/22-23

2023 MFJ全日本ロードレース選手権シリーズ 第2戦

JSB1000 特別スポーツ走行 A Gr. 2回目

2023 / 4 / 20 :



SUZUKA CIRCUIT

個別ラップ表

Weather :Fine

Full Course 2-Wheels(5,821m)

Track :Dry

No	4	Best Time	2'08.171	163.497 km/h
Name	作本 輝介 Kosuke SAKUMOTO	Total Time	47'49.059	12 Laps
Team	AstemoHondaDreamSIRacing	Average Lap Time	4'07.480	
Type	CBR1000RR-R	Today's Rank	3 / 24	
		Today's Top Time	2'07.001	165.003 km/h

No	4 (Driver1)	Best Time		km/h
Name	作本 輝介 Kosuke SAKUMOTO	Total Time		Laps
Team	AstemoHondaDreamSIRacing	Average Lap Time		
Type	CBR1000RR-R	Today's Rank		
		Today's Top Time	2'06.723	165.365 km/h

No	4 (Driver2)	Best Time		km/h
Name	作本 輝介	Total Time		Laps
Team	AstemoHondaDreamSIRacing	Average Lap Time		
Type	CBR1000RR-R	Today's Rank		
		Today's Top Time	2'06.723	165.365 km/h

No	4 (Driver3)	Best Time		km/h
Name	Kosuke SAKUMOTO	Total Time		Laps
Team	AstemoHondaDreamSIRacing	Average Lap Time		
Type	CBR1000RR-R	Today's Rank		
		Today's Top Time	2'06.723	165.365 km/h

Lap	Passing Time	Lap Time	Sec1	Sec2	Sec3	Sec4	km/h	Driver No
1.	2'26.771			23.309	49.303	24.304	295.758	0
2.	4'37.042	2'10.271 (8)	35.751	22.678	47.922	23.920	298.776	0
3.	6'46.937	2'09.895 (7)	36.070	22.424	47.794	23.607	298.776	0
4.	8'55.161	2'08.224 (2)	35.355	21.946	47.263	23.660	298.776	0
5.	11'03.332	B 2'08.171 (1)	35.370	21.946	47.286	23.569	299.795	0
6.	13'11.558	2'08.226 (3)	35.268	21.973	47.263	23.722	298.776	0
7.	31'17.332	18'05.774 (11)	40.367	22.747	48.375	24.694	295.758	0
8.	33'27.118	2'09.786 (6)	35.894	22.230	47.495	24.167	298.776	0
9.	35'36.241	2'09.123 (4)	35.669	22.188	47.531	23.735	297.763	0
10.	43'29.305	7'53.064 (10)	38.837	23.331	48.309	23.912	299.795	0
11.	45'39.610	2'10.305 (9)	35.956	22.555	47.825	23.969	298.776	0
12.	47'49.059	2'09.449 (5)	35.544	22.140	47.868	23.897	296.757	0



NGK SPARK PLUGS

SUZUKA 2&4 RACE



予選・決勝 SAT 決勝 SUN

4/22・23

2023 MFJ全日本ロードレース選手権シリーズ 第2戦

JSB1000 特別スポーツ走行 A Gr. 2回目

2023 / 4 / 20 :

SUZUKA CIRCUIT
Full Course 2-Wheels(5,821m)

個別ラップ表

Weather :Fine
Track :Dry

No	12	Best Time	2'07.052	164.937 km/h
Name	秋吉 耕佑 Kosuke AKIYOSHI	Total Time	43'04.904	10 Laps
Team	MurayamaUnso.Honda Dream.K.W	Average Lap Time	4'31.329	
Type	CBR1000RR-R	Today's Rank	2 / 24	
		Today's Top Time	2'07.001	165.003 km/h

No	12 (Driver1)	Best Time		km/h
Name	秋吉 耕佑 Kosuke AKIYOSHI	Total Time		Laps
Team	MurayamaUnso.Honda Dream.K.W	Average Lap Time		
Type	CBR1000RR-R	Today's Rank		
		Today's Top Time	2'06.723	165.365 km/h

No	12 (Driver2)	Best Time		km/h
Name	秋吉 耕佑	Total Time		Laps
Team	MurayamaUnso.Honda Dream.K.W	Average Lap Time		
Type	CBR1000RR-R	Today's Rank		
		Today's Top Time	2'06.723	165.365 km/h

No	12 (Driver3)	Best Time		km/h
Name	Kosuke AKIYOSHI	Total Time		Laps
Team	MurayamaUnso.Honda Dream.K.W	Average Lap Time		
Type	CBR1000RR-R	Today's Rank		
		Today's Top Time	2'06.723	165.365 km/h

Lap	Passing Time	Lap Time	Sec1	Sec2	Sec3	Sec4	km/h	Driver No
1.	2'22.938			23.441	49.605	25.532	285.195	0
2.	4'33.177	2'10.239 (5)	36.225	22.116	47.747	24.151	298.776	0
3.	6'42.169	2'08.992 (4)	36.250	21.938	47.245	23.559	293.779	0
4.	8'50.792	2'08.623 (2)	35.831	22.072	47.206	23.514	291.827	0
5.	10'59.505	2'08.713 (3)	35.594	21.971	47.500	23.648	291.827	0
6.	31'15.817	20'16.312 (9)	38.245	22.853	50.017	23.973	282.444	0
7.	33'38.605	Pit 2'22.788 (6)	35.950	21.947	47.495	37.396	285.195	0
8.	38'33.190	4'54.585 (8)	3'21.439	22.186	47.384	23.576	292.800	0
9.	40'40.242	B 2'07.052 (1)	35.404	21.466	46.653	23.529	297.763	0
10.	43'04.904	Pit 2'24.662 (7)	35.185	22.200	49.213	38.064	274.500	0



NGK SPARK PLUGS

SUZUKA 2&4 RACE



予選・決勝 SAT 決勝 SUN

4/22-23

2023 MFJ全日本ロードレース選手権シリーズ 第2戦

JSB1000 特別スポーツ走行 A Gr. 2回目

2023 / 4 / 20 :



SUZUKA CIRCUIT

個別ラップ表

Weather :Fine

Track :Dry

Full Course 2-Wheels(5,821m)

No	27	Best Time	2'12.244	158.462 km/h
Name	新庄 雅浩 Masahiro SHINJO	Total Time	44'41.085	12 Laps
Team	Team TATARA aprilia	Average Lap Time	3'48.526	
Type	RSV4 Factory	Today's Rank	8 / 24	
		Today's Top Time	2'07.001	165.003 km/h

No	27 (Driver1)	Best Time		km/h
Name	新庄 雅浩 Masahiro SHINJO	Total Time		Laps
Team	Team TATARA aprilia	Average Lap Time		
Type	RSV4 Factory	Today's Rank		
		Today's Top Time	2'06.723	165.365 km/h

No	27 (Driver2)	Best Time		km/h
Name	新庄 雅浩	Total Time		Laps
Team	Team TATARA aprilia	Average Lap Time		
Type	RSV4 Factory	Today's Rank		
		Today's Top Time	2'06.723	165.365 km/h

No	27 (Driver3)	Best Time		km/h
Name	Masahiro SHINJO	Total Time		Laps
Team	Team TATARA aprilia	Average Lap Time		
Type	RSV4 Factory	Today's Rank		
		Today's Top Time	2'06.723	165.365 km/h

Lap	Passing Time	Lap Time	Sec1	Sec2	Sec3	Sec4	km/h	Driver No
				24.088	51.374	25.849	278.857	0
1.	2'47.289							
		2'14.756 (7)	37.517	22.945	49.317	24.977	284.272	0
2.	5'02.045							
		2'14.310 (6)	36.929	22.970	49.412	24.999	284.272	0
3.	7'16.355							
		2'14.785 (8)	36.828	22.784	50.209	24.964	288.947	0
4.	9'31.140							
		4'57.424 (9)	44.700	23.369	49.830	24.992	278.857	0
5.	14'28.564							
		2'13.587 (4)	36.840	22.791	49.106	24.850	280.639	0
6.	16'42.151							
		2'13.650 (5)	36.862	22.794	49.126	24.868	278.857	0
7.	18'55.801							
		13'53.325 (11)	42.392	23.867	50.099	25.592	278.857	0
8.	32'49.126							
		2'12.399 (2)	36.619	22.503	48.558	24.719	282.444	0
9.	35'01.525							
		2'12.503 (3)	36.500	22.673	48.627	24.703	283.355	0
10.	37'14.028							
		5'14.813 (10)	37.674	23.352	49.364	24.820	279.745	0
11.	42'28.841							
		B 2'12.244 (1)	36.367	22.497	48.830	24.550	284.272	0
12.	44'41.085							



NGK SPARK PLUGS

SUZUKA 2&4 RACE



予選・決勝 SAT 決勝 SUN

4/22-23

2023 MFJ全日本ロードレース選手権シリーズ 第2戦

JSB1000 特別スポーツ走行 A Gr. 2回目

2023 / 4 / 20 :



SUZUKA CIRCUIT

個別ラップ表

Weather :Fine

Track :Dry

Full Course 2-Wheels(5,821m)

No	34	Best Time	2'11.303	159.597 km/h
Name	和田 留佳 Ruka WADA	Total Time	43'25.733	9 Laps
Team	Team TATARA aprilia 3	Average Lap Time	4'45.935	
Type	RSV4 Factory	Today's Rank	6 / 24	
		Today's Top Time	2'07.001	165.003 km/h

No	34 (Driver1)	Best Time		km/h
Name		Total Time		Laps
Team	Team TATARA aprilia 3	Average Lap Time		
Type	RSV4 Factory	Today's Rank		
		Today's Top Time	2'06.723	165.365 km/h

No	34 (Driver2)	Best Time		km/h
Name	和田 留佳	Total Time		Laps
Team	Team TATARA aprilia 3	Average Lap Time		
Type	RSV4 Factory	Today's Rank		
		Today's Top Time	2'06.723	165.365 km/h

No	34 (Driver3)	Best Time		km/h
Name	Ruka WADA	Total Time		Laps
Team	Team TATARA aprilia 3	Average Lap Time		
Type	RSV4 Factory	Today's Rank		
		Today's Top Time	2'06.723	165.365 km/h

Lap	Passing Time	Lap Time	Sec1	Sec2	Sec3	Sec4	km/h	Driver No
				22.997	49.656	25.083	282.444	0
1.	5'18.253							
		2'11.565 (2)	36.119	22.384	48.568	24.494	287.059	0
2.	7'29.818							
		B 2'11.303 (1)	35.997	22.412	48.614	24.280	288.000	0
3.	9'41.121							
		10'09.448 (7)	41.785	23.090	49.570	24.696	280.639	0
4.	19'50.569							
		2'15.688 (6)	39.348	22.725	48.986	24.629	284.272	0
5.	22'06.257							
		14'43.993 (8)	36.691	23.396	49.777	24.745	286.124	0
6.	36'50.250							
		2'11.979 (5)	36.206	22.421	48.866	24.486	288.947	0
7.	39'02.229							
		2'11.782 (4)	36.250	22.474	48.585	24.473	290.861	0
8.	41'14.011							
		2'11.722 (3)	36.029	22.595	48.700	24.398	288.947	0
9.	43'25.733							



NGK SPARK PLUGS

SUZUKA 2&4 RACE



予選・決勝 SAT 決勝 SUN

4/22-23

2023 MFJ全日本ロードレース選手権シリーズ 第2戦

JSB1000 特別スポーツ走行 A Gr. 2回目

2023 / 4 / 20 :



SUZUKA CIRCUIT

個別ラップ表

Weather :Fine

Track :Dry

Full Course 2-Wheels(5,821m)

No	36	Best Time	2'07.001	165.003 km/h
Name	水野 涼 Ryo MIZUNO	Total Time	46'05.161	13 Laps
Team	Astemo HondaDream SI Racing	Average Lap Time	3'38.589	
Type	CBR1000RR-R	Today's Rank	1 / 24	
		Today's Top Time	2'07.001	165.003 km/h

No	36 (Driver1)	Best Time		km/h
Name	水野 涼 Ryo MIZUNO	Total Time		Laps
Team	Astemo HondaDream SI Racing	Average Lap Time		
Type	CBR1000RR-R	Today's Rank		
		Today's Top Time	2'06.723	165.365 km/h

No	36 (Driver2)	Best Time		km/h
Name	水野 涼	Total Time		Laps
Team	Astemo HondaDream SI Racing	Average Lap Time		
Type	CBR1000RR-R	Today's Rank		
		Today's Top Time	2'06.723	165.365 km/h

No	36 (Driver3)	Best Time		km/h
Name	Ryo MIZUNO	Total Time		Laps
Team	Astemo HondaDream SI Racing	Average Lap Time		
Type	CBR1000RR-R	Today's Rank		
		Today's Top Time	2'06.723	165.365 km/h

Lap	Passing Time	Lap Time	Sec1	Sec2	Sec3	Sec4	km/h	Driver No
				23.578	49.304	24.449	282.444	0
1.	2'22.091							
		2'09.313 (9)	35.870	22.312	47.252	23.879	297.763	0
2.	4'31.404							
		2'07.651 (7)	35.394	21.552	46.908	23.797	294.765	0
3.	6'39.055							
		2'07.487 (6)	35.230	21.565	47.043	23.649	295.758	0
4.	8'46.542							
		2'07.400 (5)	35.319	21.656	46.993	23.432	293.779	0
5.	10'53.942							
		2'08.500 (8)	35.579	21.670	47.710	23.541	292.800	0
6.	13'02.442							
		2'10.646 (10)	37.258	21.895	47.913	23.580	292.800	0
7.	15'13.088							
		20'12.296 (12)	35.989	22.929	48.181	23.748	291.827	0
8.	35'25.384							
		2'07.389 (4)	35.119	21.557	47.263	23.450	292.800	0
9.	37'32.773							
		2'07.214 (3)	35.192	21.593	47.030	23.399	294.765	0
10.	39'39.987							
		2'07.152 (2)	35.124	21.652	46.986	23.390	294.765	0
11.	41'47.139							
		B 2'07.001 (1)	35.154	21.598	46.917	23.332	296.757	0
12.	43'54.140							
		2'11.021 (11)	36.418	22.777	48.001	23.825	292.800	0
13.	46'05.161							



NGK SPARK PLUGS

SUZUKA 2&4 RACE



予選・決勝 SAT 決勝 SUN

4/22-23

2023 MFJ全日本ロードレース選手権シリーズ 第2戦

JSB1000 特別スポーツ走行 A Gr. 2回目

2023 / 4 / 20 :

SUZUKA CIRCUIT
Full Course 2-Wheels(5,821m)

個別ラップ表

Weather :Fine
Track :Dry

No	40	Best Time	2'15.245	154.945 km/h
Name	須貝 義行 Yoshiyuki SUGAI	Total Time	47'59.467	17 Laps
Team	TEAM SUGAI RACING JAPAN	Average Lap Time	2'43.022	
Type	CBR1000RR-R	Today's Rank	12 / 24	
		Today's Top Time	2'07.001	165.003 km/h

No	40 (Driver1)	Best Time		km/h
Name		Total Time		Laps
Team	TEAM SUGAI RACING JAPAN	Average Lap Time		
Type	CBR1000RR-R	Today's Rank		
		Today's Top Time	2'06.723	165.365 km/h

No	40 (Driver2)	Best Time		km/h
Name	須貝 義行	Total Time		Laps
Team	TEAM SUGAI RACING JAPAN	Average Lap Time		
Type	CBR1000RR-R	Today's Rank		
		Today's Top Time	2'06.723	165.365 km/h

No	40 (Driver3)	Best Time		km/h
Name	Yoshiyuki SUGAI	Total Time		Laps
Team	TEAM SUGAI RACING JAPAN	Average Lap Time		
Type	CBR1000RR-R	Today's Rank		
		Today's Top Time	2'06.723	165.365 km/h

Lap	Passing Time	Lap Time	Sec1	Sec2	Sec3	Sec4	km/h	Driver No
1.	4'31.103			32.044	1'03.431	29.875	224.655	0
2.	7'04.216	2'33.113 (12)	42.395	30.339	54.101	26.278	264.578	0
3.	9'21.945	2'17.729 (10)	38.273	23.833	50.388	25.235	283.355	0
4.	11'38.759	2'16.814 (8)	37.548	23.359	50.565	25.342	272.795	0
5.	13'54.680	2'15.921 (6)	37.596	23.087	50.145	25.093	286.124	0
6.	16'10.581	2'15.901 (5)	37.500	23.259	50.055	25.087	273.645	0
7.	18'26.362	2'15.781 (3)	37.356	23.445	49.997	24.983	279.745	0
8.	21'03.018	2'36.656 (14)	43.518	29.858	57.320	25.960	278.857	0
9.	23'52.715	Pit 2'49.697 (15)	37.832	23.542	1'01.545	46.778	147.879	0
10.	31'39.746	7'47.031 (16)	6'02.236	24.981	52.735	27.079	247.437	0
11.	34'03.358	2'23.612 (11)	40.539	27.250	50.667	25.156	286.124	0
12.	36'18.779	2'15.421 (2)	37.392	23.226	49.844	24.959	287.059	0
13.	38'34.024	B 2'15.245 (1)	37.221	23.116	49.938	24.970	285.195	0
14.	40'51.284	2'17.260 (9)	37.236	23.475	51.305	25.244	284.272	0
15.	43'27.607	2'36.323 (13)	38.380	31.454	1'00.924	25.565	278.857	0
16.	45'43.670	2'16.063 (7)	37.679	23.312	49.859	25.213	285.195	0
17.	47'59.467	2'15.797 (4)	37.182	23.376	50.103	25.136	285.195	0



NGK SPARK PLUGS

SUZUKA 2&4 RACE



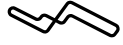
予選・決勝 SAT 決勝 SUN

4/22・23

2023 MFJ全日本ロードレース選手権シリーズ 第2戦

JSB1000 特別スポーツ走行 A Gr. 2回目

2023 / 4 / 20 :



SUZUKA CIRCUIT

個別ラップ表

Weather :Fine

Track :Dry

Full Course 2-Wheels(5,821m)

No	44	Best Time	2'15.736	154.385 km/h
Name	山内 芳則 Yoshinori YAMAUCHI	Total Time	36'25.845	9 Laps
Team	YSS Mercury&speed Heart	Average Lap Time	4'13.475	
Type	Ninja ZX-10R	Today's Rank	15 / 24	
		Today's Top Time	2'07.001	165.003 km/h

No	44 (Driver1)	Best Time		km/h
Name		Total Time		Laps
Team	YSS Mercury&speed Heart	Average Lap Time		
Type	Ninja ZX-10R	Today's Rank		
		Today's Top Time	2'06.723	165.365 km/h

No	44 (Driver2)	Best Time		km/h
Name	山内 芳則	Total Time		Laps
Team	YSS Mercury&speed Heart	Average Lap Time		
Type	Ninja ZX-10R	Today's Rank		
		Today's Top Time	2'06.723	165.365 km/h

No	44 (Driver3)	Best Time		km/h
Name	Yoshinori YAMAUCHI	Total Time		Laps
Team	YSS Mercury&speed Heart	Average Lap Time		
Type	Ninja ZX-10R	Today's Rank		
		Today's Top Time	2'06.723	165.365 km/h

Lap	Passing Time	Lap Time	Sec1	Sec2	Sec3	Sec4	km/h	Driver No
				24.437	51.536	26.127	272.795	0
1.	2'38.038							
		2'18.039 (5)	38.407	23.375	50.406	25.851	275.361	0
2.	4'56.077							
		2'17.148 (3)	38.341	23.135	49.834	25.838	264.578	0
3.	7'13.225							
		2'17.633 (4)	37.415	23.692	51.214	25.312	278.857	0
4.	9'30.858							
		11'23.667 (8)	39.722	33.123	1'02.672	25.591	270.277	0
5.	20'54.525							
		2'42.183 (6)	37.950	22.966	50.715	50.552	174.632	0
6.	23'36.708	Pit						
		8'17.072 (7)	6'37.612	23.789	50.154	25.517	275.361	0
7.	31'53.780							
		B 2'15.736 (1)	37.324	22.862	50.123	25.427	275.361	0
8.	34'09.516							
		2'16.329 (2)	37.293	23.143	50.387	25.506	276.226	0
9.	36'25.845							



NGK SPARK PLUGS

SUZUKA 2&4 RACE



予選・決勝 SAT 決勝 SUN

4/22-23

2023 MFJ全日本ロードレース選手権シリーズ 第2戦

JSB1000 特別スポーツ走行 A Gr. 2回目

2023 / 4 / 20 :



SUZUKA CIRCUIT

個別ラップ表

Weather :Fine

Track :Dry

Full Course 2-Wheels(5,821m)

No	46	Best Time	2'21.799	147.784 km/h
Name	岸本 修 Osamu KISHIMOTO	Total Time	45'43.130	12 Laps
Team	Team MATSUNAGA KDC&YSP NAGOYAKITA	Average Lap Time	3'30.275	
Type	YZF-R1	Today's Rank	23 / 24	
		Today's Top Time	2'07.001	165.003 km/h
No	46 (Driver1)	Best Time		km/h
Name		Total Time		Laps
Team	Team MATSUNAGA KDC&YSP NAGOYAKITA	Average Lap Time		
Type	YZF-R1	Today's Rank		
		Today's Top Time	2'06.723	165.365 km/h
No	46 (Driver2)	Best Time		km/h
Name	岸本 修	Total Time		Laps
Team	Team MATSUNAGA KDC&YSP NAGOYAKITA	Average Lap Time		
Type	YZF-R1	Today's Rank		
		Today's Top Time	2'06.723	165.365 km/h
No	46 (Driver3)	Best Time		km/h
Name	Osamu KISHIMOTO	Total Time		Laps
Team	Team MATSUNAGA KDC&YSP NAGOYAKITA	Average Lap Time		
Type	YZF-R1	Today's Rank		
		Today's Top Time	2'06.723	165.365 km/h

Lap	Passing Time	Lap Time	Sec1	Sec2	Sec3	Sec4	km/h	Driver No
1.	7'10.099			25.730	53.556	26.524	262.209	0
2.	9'33.090	2'22.991 (5)	39.064	24.384	52.836	26.707	254.609	0
3.	11'54.889	B 2'21.799 (1)	38.994	24.374	51.788	26.643	266.991	0
4.	14'17.329	2'22.440 (4)	38.989	24.665	52.127	26.659	270.277	0
5.	16'39.252	2'21.923 (2)	39.239	24.418	51.910	26.356	272.795	0
6.	19'01.398	2'22.146 (3)	39.098	24.239	52.268	26.541	270.277	0
7.	33'42.566	14'41.168 (11)	40.333	26.595	1'03.481	27.784	271.111	0
8.	36'07.106	2'24.540 (9)	39.505	25.087	53.131	26.817	270.277	0
9.	38'30.897	2'23.791 (7)	39.426	24.910	52.448	27.007	271.950	0
10.	40'54.727	2'23.830 (8)	39.611	24.933	52.399	26.887	273.645	0
11.	43'18.000	2'23.273 (6)	39.295	24.628	52.168	27.182	275.361	0
12.	45'43.130	2'25.130 (10)	39.540	24.567	52.712	28.311	268.624	0



NGK SPARK PLUGS

SUZUKA 2&4 RACE



予選・決勝 SAT 決勝 SUN

4/22-23

2023 MFJ全日本ロードレース選手権シリーズ 第2戦

JSB1000 特別スポーツ走行 A Gr. 2回目

2023 / 4 / 20 :



SUZUKA CIRCUIT

個別ラップ表

Weather :Fine

Track :Dry

Full Course 2-Wheels(5,821m)

No	48	Best Time	2'16.085	153.989 km/h
Name	荒川 雅彦 Masahiko ARAKAWA	Total Time	20'52.320	7 Laps
Team	Team MATSUNAGA KDC with M&Y	Average Lap Time	2'17.306	
Type	YZF-R1	Today's Rank	17 / 24	
		Today's Top Time	2'07.001	165.003 km/h

No	48 (Driver1)	Best Time		km/h
Name		Total Time		Laps
Team	Team MATSUNAGA KDC with M&Y	Average Lap Time		
Type	YZF-R1	Today's Rank		
		Today's Top Time	2'06.723	165.365 km/h

No	48 (Driver2)	Best Time		km/h
Name	荒川 雅彦	Total Time		Laps
Team	Team MATSUNAGA KDC with M&Y	Average Lap Time		
Type	YZF-R1	Today's Rank		
		Today's Top Time	2'06.723	165.365 km/h

No	48 (Driver3)	Best Time		km/h
Name	Masahiko ARAKAWA	Total Time		Laps
Team	Team MATSUNAGA KDC with M&Y	Average Lap Time		
Type	YZF-R1	Today's Rank		
		Today's Top Time	2'06.723	165.365 km/h

Lap	Passing Time	Lap Time	Sec1	Sec2	Sec3	Sec4	km/h	Driver No
				25.651	52.935	26.293	269.448	0
1.	7'08.483							
		2'19.548 (6)	38.841	23.984	51.100	25.623	271.111	0
2.	9'28.031							
		2'17.230 (4)	37.662	23.599	50.364	25.605	274.500	0
3.	11'45.261							
		2'16.934 (3)	37.700	23.303	50.476	25.455	275.361	0
4.	14'02.195							
		B 2'16.085 (1)	37.445	23.304	50.309	25.027	276.226	0
5.	16'18.280							
		2'16.662 (2)	37.483	23.358	50.571	25.250	273.645	0
6.	18'34.942							
		2'17.378 (5)	37.584	23.470	51.007	25.317	271.111	0
7.	20'52.320							



NGK SPARK PLUGS

SUZUKA 2&4 RACE



予選・決勝 SAT 決勝 SUN

4/22-23

2023 MFJ全日本ロードレース選手権シリーズ 第2戦

JSB1000 特別スポーツ走行 A Gr. 2回目

2023 / 4 / 20 :

SUZUKA CIRCUIT

個別ラップ表

Weather :Fine

Full Course 2-Wheels(5,821m)

Track :Dry

No	50	Best Time	2'16.531	153.486 km/h
Name	鈴木 孝志 Takashi SUZUKI	Total Time	47'29.098	14 Laps
Team	Taira Promote Racing	Average Lap Time	3'26.631	
Type	YZF-R1	Today's Rank	19 / 24	
		Today's Top Time	2'07.001	165.003 km/h

No	50 (Driver1)	Best Time		km/h
Name		Total Time		Laps
Team	Taira Promote Racing	Average Lap Time		
Type	YZF-R1	Today's Rank		
		Today's Top Time	2'06.723	165.365 km/h

No	50 (Driver2)	Best Time		km/h
Name	鈴木 孝志	Total Time		Laps
Team	Taira Promote Racing	Average Lap Time		
Type	YZF-R1	Today's Rank		
		Today's Top Time	2'06.723	165.365 km/h

No	50 (Driver3)	Best Time		km/h
Name	Takashi SUZUKI	Total Time		Laps
Team	Taira Promote Racing	Average Lap Time		
Type	YZF-R1	Today's Rank		
		Today's Top Time	2'06.723	165.365 km/h

Lap	Passing Time	Lap Time	Sec1	Sec2	Sec3	Sec4	km/h	Driver No
				25.037	51.588	25.678	283.355	0
1.	2'42.891							
		2'17.492 (8)	38.303	23.379	50.561	25.249	285.195	0
2.	5'00.383							
		2'17.294 (5)	37.967	23.466	50.512	25.349	285.195	0
3.	7'17.677							
		2'17.619 (9)	37.822	23.493	50.534	25.770	285.195	0
4.	9'35.296							
		10'19.986 (13)	44.866	24.913	51.463	25.722	281.538	0
5.	19'55.282							
		2'17.465 (6)	38.312	23.382	50.479	25.292	284.272	0
6.	22'12.747							
		9'15.424 (12)	40.599	23.891	50.947	25.316	280.639	0
7.	31'28.171							
		B 2'16.531 (1)	38.021	23.209	50.230	25.071	286.124	0
8.	33'44.702							
		2'16.945 (2)	37.854	23.568	50.309	25.214	285.195	0
9.	36'01.647							
		2'17.008 (3)	38.026	23.289	50.426	25.267	286.124	0
10.	38'18.655							
		2'17.677 (10)	37.919	23.365	50.903	25.490	289.901	0
11.	40'36.332							
		2'17.488 (7)	37.892	23.428	50.568	25.600	288.947	0
12.	42'53.820							
		2'17.131 (4)	37.992	23.468	50.340	25.331	287.059	0
13.	45'10.951							
		2'18.147 (11)	38.400	23.658	50.708	25.381	286.124	0
14.	47'29.098							



NGK SPARK PLUGS

SUZUKA 2&4 RACE



予選・決勝 SAT 決勝 SUN

4/22-23

2023 MFJ全日本ロードレース選手権シリーズ 第2戦

JSB1000 特別スポーツ走行 A Gr. 2回目

2023 / 4 / 20 :



SUZUKA CIRCUIT

個別ラップ表

Weather :Fine

Track :Dry

Full Course 2-Wheels(5,821m)

No	52	Best Time	2'15.333	154.845 km/h
Name	増田 雄基 Yuuki MASUDA	Total Time	44'58.969	12 Laps
Team	GESUNDHEIT Racing	Average Lap Time	3'50.958	
Type	CBR1000RR-R	Today's Rank	13 / 24	
		Today's Top Time	2'07.001	165.003 km/h

No	52 (Driver1)	Best Time		km/h
Name		Total Time		Laps
Team	GESUNDHEIT Racing	Average Lap Time		
Type	CBR1000RR-R	Today's Rank		
		Today's Top Time	2'06.723	165.365 km/h

No	52 (Driver2)	Best Time		km/h
Name	増田 雄基	Total Time		Laps
Team	GESUNDHEIT Racing	Average Lap Time		
Type	CBR1000RR-R	Today's Rank		
		Today's Top Time	2'06.723	165.365 km/h

No	52 (Driver3)	Best Time		km/h
Name	Yuuki MASUDA	Total Time		Laps
Team	GESUNDHEIT Racing	Average Lap Time		
Type	CBR1000RR-R	Today's Rank		
		Today's Top Time	2'06.723	165.365 km/h

Lap	Passing Time	Lap Time	Sec1	Sec2	Sec3	Sec4	km/h	Driver No
				24.458	51.450	26.087	273.645	0
1.	2'38.431							
		2'17.877 (7)	38.449	23.271	50.433	25.724	284.272	0
2.	4'56.308							
		2'16.478 (3)	37.708	23.146	50.053	25.571	287.059	0
3.	7'12.786							
		2'17.668 (6)	37.503	23.866	51.010	25.289	288.947	0
4.	9'30.454							
		2'18.115 (8)	39.066	24.164	49.862	25.023	288.947	0
5.	11'48.569							
		B 2'15.333 (1)	37.284	23.112	49.996	24.941	287.059	0
6.	14'03.902							
		10'01.067 (11)	38.341	23.496	55.736	45.198	196.071	0
7.	24'04.969	Pit						
		7'51.884 (10)	6'10.106	23.414	51.471	26.893	269.448	0
8.	31'56.853							
		2'16.523 (4)	37.830	23.333	50.277	25.083	288.947	0
9.	34'13.376							
		2'16.338 (2)	37.384	23.323	50.083	25.548	289.901	0
10.	36'29.714							
		6'12.306 (9)	39.490	23.524	50.387	25.289	287.059	0
11.	42'42.020							
		2'16.949 (5)	37.525	23.429	50.762	25.233	283.355	0
12.	44'58.969							



NGK SPARK PLUGS

SUZUKA 2&4 RACE



予選・決勝 SAT 決勝 SUN

4/22-23

2023 MFJ全日本ロードレース選手権シリーズ 第2戦

JSB1000 特別スポーツ走行 A Gr. 2回目

2023 / 4 / 20 :



SUZUKA CIRCUIT

個別ラップ表

Weather :Fine

Track :Dry

Full Course 2-Wheels(5,821m)

No	54	Best Time	2'17.528	152.373 km/h
Name	大石 正彦 Masahiko OOISHI	Total Time	46'38.340	13 Laps
Team	Dr.Dry Racing TMR with ACE CAFE	Average Lap Time	3'37.500	
Type	GSX-R1000R	Today's Rank	20 / 24	
		Today's Top Time	2'07.001	165.003 km/h
No	54 (Driver1)	Best Time		km/h
Name	大石 正彦 Masahiko OOISHI	Total Time		Laps
Team	Dr.Dry Racing TMR with ACE CAFE	Average Lap Time		
Type	GSX-R1000R	Today's Rank		
		Today's Top Time	2'06.723	165.365 km/h
No	54 (Driver2)	Best Time		km/h
Name	大石 正彦	Total Time		Laps
Team	Dr.Dry Racing TMR with ACE CAFE	Average Lap Time		
Type	GSX-R1000R	Today's Rank		
		Today's Top Time	2'06.723	165.365 km/h
No	54 (Driver3)	Best Time		km/h
Name	Masahiko OOISHI	Total Time		Laps
Team	Dr.Dry Racing TMR with ACE CAFE	Average Lap Time		
Type	GSX-R1000R	Today's Rank		
		Today's Top Time	2'06.723	165.365 km/h

Lap	Passing Time	Lap Time	Sec1	Sec2	Sec3	Sec4	km/h	Driver No
1.	3'08.339 Pit			27.337	55.164	45.675	229.948	0
2.	7'07.995	3'59.656 (9)	2'04.977	30.858	56.436	27.385	252.414	0
3.	9'30.175	2'22.180 (8)	40.126	24.134	51.464	26.456	264.578	0
4.	11'50.985	2'20.810 (7)	39.256	24.223	50.920	26.411	277.098	0
5.	14'10.195	2'19.210 (6)	38.898	23.652	50.775	25.885	276.226	0
6.	16'28.656	2'18.461 (4)	38.549	23.533	50.519	25.860	274.500	0
7.	22'53.805	6'25.149 (11)	46.558	23.930	58.030	29.691	274.500	0
8.	31'59.664	9'05.859 (12)	50.586	23.938	51.652	26.585	274.500	0
9.	34'18.154	2'18.490 (5)	38.785	23.472	50.553	25.680	275.361	0
10.	36'36.051	2'17.897 (2)	38.229	23.366	50.554	25.748	271.950	0
11.	38'54.182	2'18.131 (3)	38.474	23.555	50.220	25.882	276.226	0
12.	44'20.812	5'26.630 (10)	44.975	24.861	51.738	25.962	276.226	0
13.	46'38.340	B 2'17.528 (1)	38.057	23.432	50.369	25.670	277.098	0



NGK SPARK PLUGS

SUZUKA 2&4 RACE



予選・決勝 SAT 決勝 SUN

4/22-23

2023 MFJ全日本ロードレース選手権シリーズ 第2戦

JSB1000 特別スポーツ走行 A Gr. 2回目

2023 / 4 / 20 :



SUZUKA CIRCUIT

個別ラップ表

Weather :Fine

Track :Dry

Full Course 2-Wheels(5,821m)

No	56	Best Time	2'19.184	150.560 km/h
Name	沖永 博一 Hirokazu OKINAGA	Total Time	47'54.885	14 Laps
Team	YSS Mercury with RS Detour	Average Lap Time	3'29.443	
Type	Ninja ZX-10RR	Today's Rank	22 / 24	
		Today's Top Time	2'07.001	165.003 km/h

No	56 (Driver1)	Best Time		km/h
Name	沖永 博一 Hirokazu OKINAGA	Total Time		Laps
Team	YSS Mercury with RS Detour	Average Lap Time		
Type	Ninja ZX-10RR	Today's Rank		
		Today's Top Time	2'06.723	165.365 km/h

No	56 (Driver2)	Best Time		km/h
Name	沖永 博一	Total Time		Laps
Team	YSS Mercury with RS Detour	Average Lap Time		
Type	Ninja ZX-10RR	Today's Rank		
		Today's Top Time	2'06.723	165.365 km/h

No	56 (Driver3)	Best Time		km/h
Name	Hirokazu OKINAGA	Total Time		Laps
Team	YSS Mercury with RS Detour	Average Lap Time		
Type	Ninja ZX-10RR	Today's Rank		
		Today's Top Time	2'06.723	165.365 km/h

Lap	Passing Time	Lap Time	Sec1	Sec2	Sec3	Sec4	km/h	Driver No
1.	2'32.114			25.109	52.488	26.454	253.141	0
2.	4'51.298	B 2'19.184 (1)	38.465	23.612	50.833	26.274	269.448	0
3.	7'11.373	2'20.075 (5)	38.491	23.784	51.589	26.211	270.277	0
4.	9'51.563	2'40.190 (7)	38.381	24.180	54.444	43.185	204.279	0
5.	15'20.348	5'28.785 (12)	3'44.954	24.433	52.908	26.490	261.429	0
6.	18'03.242	2'42.894 (8)	38.608	24.174	56.628	43.484	196.071	0
7.	22'38.666	4'35.424 (11)	2'52.673	24.194	51.942	26.615	271.111	0
8.	31'58.949	9'20.283 (13)	50.600	23.847	51.922	29.090	270.277	0
9.	34'20.396	2'21.447 (6)	38.483	23.641	52.728	26.595	269.448	0
10.	36'40.230	2'19.834 (3)	38.429	23.632	51.742	26.031	273.645	0
11.	39'26.577	2'46.347 (9)	39.239	24.228	57.826	45.054	220.150	0
12.	43'15.431	3'48.854 (10)	2'02.448	26.844	53.003	26.559	270.277	0
13.	45'34.934	2'19.503 (2)	37.970	23.787	51.701	26.045	271.111	0
14.	47'54.885	2'19.951 (4)	38.416	23.641	51.738	26.156	272.795	0



NGK SPARK PLUGS

SUZUKA 2&4 RACE



予選・決勝 SAT 決勝 SUN

4/22-23

2023 MFJ全日本ロードレース選手権シリーズ 第2戦

JSB1000 特別スポーツ走行 A Gr. 2回目

2023 / 4 / 20 :



SUZUKA CIRCUIT

個別ラップ表

Weather :Fine

Track :Dry

Full Course 2-Wheels(5,821m)

No	58	Best Time	2'13.093	157.451 km/h
Name	横山 尚太 Shota YOKOYAMA	Total Time	33'32.835	7 Laps
Team	OGURA CLUTCH ORC with RIDE IN 2	Average Lap Time	3'33.939	
Type	YZF-R1	Today's Rank	10 / 24	
		Today's Top Time	2'07.001	165.003 km/h

No	58 (Driver1)	Best Time		km/h
Name		Total Time		Laps
Team	OGURA CLUTCH ORC with RIDE IN 2	Average Lap Time		
Type	YZF-R1	Today's Rank		
		Today's Top Time	2'06.723	165.365 km/h

No	58 (Driver2)	Best Time		km/h
Name	横山 尚太	Total Time		Laps
Team	OGURA CLUTCH ORC with RIDE IN 2	Average Lap Time		
Type	YZF-R1	Today's Rank		
		Today's Top Time	2'06.723	165.365 km/h

No	58 (Driver3)	Best Time		km/h
Name	Shota YOKOYAMA	Total Time		Laps
Team	OGURA CLUTCH ORC with RIDE IN 2	Average Lap Time		
Type	YZF-R1	Today's Rank		
		Today's Top Time	2'06.723	165.365 km/h

Lap	Passing Time	Lap Time	Sec1	Sec2	Sec3	Sec4	km/h	Driver No
1.	12'09.198			24.857	51.427	24.958	280.639	0
2.	14'22.808	2'13.610 (3)	36.833	22.736	49.482	24.559	283.355	0
3.	16'36.229	2'13.421 (2)	36.591	22.631	49.651	24.548	283.355	0
4.	18'50.050	2'13.821 (4)	36.919	22.827	49.531	24.544	283.355	0
5.	21'03.143	B 2'13.093 (1)	36.525	22.703	49.128	24.737	285.195	0
6.	23'55.733	Pit 2'52.590 (5)	41.941	25.895	57.463	47.291	180.000	0
7.	33'32.835	9'37.102 (6)	6'15.591	23.086	49.591	2'08.834	285.195	0



NGK SPARK PLUGS

SUZUKA 2&4 RACE



予選・決勝 SAT 決勝 SUN

4/22-23

2023 MFJ全日本ロードレース選手権シリーズ 第2戦

JSB1000 特別スポーツ走行 A Gr. 2回目

2023 / 4 / 20 :



SUZUKA CIRCUIT

個別ラップ表

Weather :Fine

Track :Dry

Full Course 2-Wheels(5,821m)

No	60	Best Time	2'08.981	162.470 km/h
Name	Zaqhwan Zaidi Zaqhwan ZAIDI	Total Time	46'38.664	15 Laps
Team	Honda Asia-Dream Racing with SHOWA	Average Lap Time	3'09.555	
Type	CBR1000RR-R	Today's Rank	4 / 24	
		Today's Top Time	2'07.001	165.003 km/h

No	60 (Driver1)	Best Time		km/h
Name		Total Time		Laps
Team	Honda Asia-Dream Racing with SHOWA	Average Lap Time		
Type	CBR1000RR-R	Today's Rank		
		Today's Top Time	2'06.723	165.365 km/h

No	60 (Driver2)	Best Time		km/h
Name	Zaqhwan Zaidi	Total Time		Laps
Team	Honda Asia-Dream Racing with SHOWA	Average Lap Time		
Type	CBR1000RR-R	Today's Rank		
		Today's Top Time	2'06.723	165.365 km/h

No	60 (Driver3)	Best Time		km/h
Name	Zaqhwan ZAIDI	Total Time		Laps
Team	Honda Asia-Dream Racing with SHOWA	Average Lap Time		
Type	CBR1000RR-R	Today's Rank		
		Today's Top Time	2'06.723	165.365 km/h

Lap	Passing Time	Lap Time	Sec1	Sec2	Sec3	Sec4	km/h	Driver No
				25.018	50.666	24.799	296.757	0
1.	2'24.886							
		2'12.469 (12)	36.925	23.246	48.034	24.264	300.822	0
2.	4'37.355							
		2'11.297 (10)	36.209	22.721	48.331	24.036	294.765	0
3.	6'48.652							
		2'09.719 (4)	35.899	22.333	47.711	23.776	302.897	0
4.	8'58.371							
		2'10.251 (7)	35.719	22.654	48.090	23.788	296.757	0
5.	11'08.622							
		2'09.353 (3)	35.710	22.179	47.715	23.749	295.758	0
6.	13'17.975							
		2'28.575 (13)	40.582	23.139	48.765	36.089	291.827	0
7.	15'46.550	Pit						
		15'40.300 (14)	14'04.260	23.067	48.934	24.039	294.765	0
8.	31'26.850							
		2'12.089 (11)	35.858	22.344	47.701	26.186	301.856	0
9.	33'38.939							
		B 2'08.981 (1)	35.603	22.002	47.679	23.697	295.758	0
10.	35'47.920							
		2'11.249 (9)	36.584	22.647	48.088	23.930	296.757	0
11.	37'59.169							
		2'09.135 (2)	35.703	22.039	47.601	23.792	298.776	0
12.	40'08.304							
		2'10.303 (8)	35.941	22.168	48.336	23.858	297.763	0
13.	42'18.607							
		2'10.005 (5)	35.840	22.314	47.923	23.928	297.763	0
14.	44'28.612							
		2'10.052 (6)	36.076	22.273	47.821	23.882	298.776	0
15.	46'38.664							



NGK SPARK PLUGS

SUZUKA 2&4 RACE



予選・決勝 SAT 決勝 SUN

4/22-23

2023 MFJ全日本ロードレース選手権シリーズ 第2戦

JSB1000 特別スポーツ走行 A Gr. 2回目

2023 / 4 / 20 :



SUZUKA CIRCUIT

個別ラップ表

Weather :Fine

Track :Dry

Full Course 2-Wheels(5,821m)

No	62	Best Time	2'17.632	152.258 km/h
Name	村上 勇人 Yuto MURAKAMI	Total Time	46'09.747	12 Laps
Team	Honda Blue Helmets MSC	Average Lap Time	3'56.624	
Type	CBR1000RR-R	Today's Rank	21 / 24	
		Today's Top Time	2'07.001	165.003 km/h

No	62 (Driver1)	Best Time		km/h
Name		Total Time		Laps
Team	Honda Blue Helmets MSC	Average Lap Time		
Type	CBR1000RR-R	Today's Rank		
		Today's Top Time	2'06.723	165.365 km/h

No	62 (Driver2)	Best Time		km/h
Name	村上 勇人	Total Time		Laps
Team	Honda Blue Helmets MSC	Average Lap Time		
Type	CBR1000RR-R	Today's Rank		
		Today's Top Time	2'06.723	165.365 km/h

No	62 (Driver3)	Best Time		km/h
Name	Yuto MURAKAMI	Total Time		Laps
Team	Honda Blue Helmets MSC	Average Lap Time		
Type	CBR1000RR-R	Today's Rank		
		Today's Top Time	2'06.723	165.365 km/h

Lap	Passing Time	Lap Time	Sec1	Sec2	Sec3	Sec4	km/h	Driver No
1.	2'46.874			25.028	52.588	26.322	288.000	0
2.	5'37.483	Pit						
		2'50.609 (9)	38.552	24.331	51.350	56.376	292.800	0
3.	8'27.993							
		2'50.510 (8)	1'08.277	24.374	51.911	25.948	288.000	0
4.	10'47.970							
		2'19.977 (7)	38.038	24.262	51.460	26.217	288.000	0
5.	23'44.152	Pit						
		12'56.182 (11)	38.312	25.026	54.674	48.610	231.158	0
6.	32'19.818							
		8'35.666 (10)	6'53.274	24.158	51.583	26.651	275.361	0
7.	34'38.833							
		2'19.015 (6)	38.173	23.901	50.938	26.003	290.861	0
8.	36'57.335							
		2'18.502 (5)	37.862	23.857	50.899	25.884	293.779	0
9.	39'15.579							
		2'18.244 (3)	37.662	23.944	50.812	25.826	290.861	0
10.	41'33.903							
		2'18.324 (4)	38.219	23.595	50.791	25.719	291.827	0
11.	43'52.115							
		2'18.212 (2)	37.985	23.634	50.769	25.824	291.827	0
12.	46'09.747							
		B 2'17.632 (1)	38.024	23.799	50.388	25.421	291.827	0



NGK SPARK PLUGS

SUZUKA 2&4 RACE



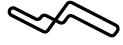
予選・決勝 SAT 決勝 SUN

4/22-23

2023 MFJ全日本ロードレース選手権シリーズ 第2戦

JSB1000 特別スポーツ走行 A Gr. 2回目

2023 / 4 / 20 :



SUZUKA CIRCUIT

個別ラップ表

Weather :Fine

Track :Dry

Full Course 2-Wheels(5,821m)

No	66	Best Time	2'10.133	161.032 km/h
Name	村瀬 健琉 Takeru MURASE	Total Time	46'42.553	14 Laps
Team	Hamamatsu Team TITAN with TKR	Average Lap Time	3'06.452	
Type	GSX-R1000R	Today's Rank	5 / 24	
		Today's Top Time	2'07.001	165.003 km/h

No	66 (Driver1)	Best Time		km/h
Name		Total Time		Laps
Team	Hamamatsu Team TITAN with TKR	Average Lap Time		
Type	GSX-R1000R	Today's Rank		
		Today's Top Time	2'06.723	165.365 km/h

No	66 (Driver2)	Best Time		km/h
Name	村瀬 健琉	Total Time		Laps
Team	Hamamatsu Team TITAN with TKR	Average Lap Time		
Type	GSX-R1000R	Today's Rank		
		Today's Top Time	2'06.723	165.365 km/h

No	66 (Driver3)	Best Time		km/h
Name	Takeru MURASE	Total Time		Laps
Team	Hamamatsu Team TITAN with TKR	Average Lap Time		
Type	GSX-R1000R	Today's Rank		
		Today's Top Time	2'06.723	165.365 km/h

Lap	Passing Time	Lap Time	Sec1	Sec2	Sec3	Sec4	km/h	Driver No
1.	6'18.675			23.320	50.090	24.865	277.098	0
2.	8'30.573	2'11.898 (6)	36.402	22.121	48.693	24.682	280.639	0
3.	10'42.522	2'11.949 (7)	36.008	22.541	48.842	24.558	277.975	0
4.	12'53.461	2'10.939 (2)	35.973	22.084	48.568	24.314	277.975	0
5.	15'08.503	2'15.042 (12)	38.931	22.398	49.080	24.633	277.098	0
6.	17'20.476	2'11.973 (9)	36.422	22.253	48.721	24.577	278.857	0
7.	19'32.150	2'11.674 (4)	36.120	22.298	48.701	24.555	279.745	0
8.	21'44.798	2'12.648 (11)	36.872	22.360	48.910	24.506	278.857	0
9.	35'45.212	14'00.414 (13)	36.319	22.771	49.077	24.483	277.975	0
10.	37'55.345	B 2'10.133 (1)	35.719	22.125	48.183	24.106	283.355	0
11.	40'07.304	2'11.959 (8)	36.036	22.500	48.784	24.639	281.538	0
12.	42'19.104	2'11.800 (5)	36.318	22.356	48.874	24.252	281.538	0
13.	44'30.184	2'11.080 (3)	36.319	22.324	48.237	24.200	286.124	0
14.	46'42.553	2'12.369 (10)	36.219	22.552	48.794	24.804	280.639	0



NGK SPARK PLUGS

SUZUKA 2&4 RACE



予選・決勝 SAT 決勝 SUN

4/22-23

2023 MFJ全日本ロードレース選手権シリーズ 第2戦

JSB1000 特別スポーツ走行 A Gr. 2回目

2023 / 4 / 20 :



SUZUKA CIRCUIT

個別ラップ表

Weather :Fine

Full Course 2-Wheels(5,821m)

Track :Dry

No	68	Best Time	2'12.638	157.991 km/h
Name	加藤 高史 Takafumi KATO	Total Time	47'54.956	13 Laps
Team	Honda soyukai Tochigi Racing #112	Average Lap Time	3'26.254	
Type	CBR1000RR-R	Today's Rank	9 / 24	
		Today's Top Time	2'07.001	165.003 km/h

No	68 (Driver1)	Best Time		km/h
Name		Total Time		Laps
Team	Honda soyukai Tochigi Racing #112	Average Lap Time		
Type	CBR1000RR-R	Today's Rank		
		Today's Top Time	2'06.723	165.365 km/h

No	68 (Driver2)	Best Time		km/h
Name	加藤 高史	Total Time		Laps
Team	Honda soyukai Tochigi Racing #112	Average Lap Time		
Type	CBR1000RR-R	Today's Rank		
		Today's Top Time	2'06.723	165.365 km/h

No	68 (Driver3)	Best Time		km/h
Name	Takafumi KATO	Total Time		Laps
Team	Honda soyukai Tochigi Racing #112	Average Lap Time		
Type	CBR1000RR-R	Today's Rank		
		Today's Top Time	2'06.723	165.365 km/h

Lap	Passing Time	Lap Time	Sec1	Sec2	Sec3	Sec4	km/h	Driver No
1.	6'39.908			25.350	52.416	26.604	280.639	0
2.	8'56.665	2'16.757 (11)	38.215	23.855	49.913	24.774	286.124	0
3.	11'10.427	2'13.762 (8)	37.095	22.912	49.224	24.531	286.124	0
4.	13'23.529	2'13.102 (4)	36.923	22.596	49.077	24.506	284.272	0
5.	15'36.335	2'12.806 (2)	36.757	22.666	48.818	24.565	284.272	0
6.	32'19.245	16'42.910 (12)	36.821	23.921	51.425	26.189	282.444	0
7.	34'33.777	2'14.532 (9)	37.760	22.900	49.291	24.581	282.444	0
8.	36'47.405	2'13.628 (7)	37.116	22.719	49.133	24.660	283.355	0
9.	39'00.043	B 2'12.638 (1)	36.823	22.521	48.843	24.451	286.124	0
10.	41'13.065	2'13.022 (3)	37.256	22.719	48.689	24.358	285.195	0
11.	43'26.228	2'13.163 (6)	36.622	22.605	49.075	24.861	282.444	0
12.	45'41.831	2'15.603 (10)	37.207	23.018	49.402	25.976	278.857	0
13.	47'54.956	2'13.125 (5)	36.755	22.705	48.871	24.794	284.272	0



NGK SPARK PLUGS

SUZUKA 2&4 RACE



予選・決勝 SAT 決勝 SUN

4/22・23

2023 MFJ全日本ロードレース選手権シリーズ 第2戦

JSB1000 特別スポーツ走行 A Gr. 2回目

2023 / 4 / 20 :



SUZUKA CIRCUIT

個別ラップ表

Weather :Fine

Track :Dry

Full Course 2-Wheels(5,821m)

No	70	Best Time	2'15.366	154.807 km/h
Name	片平 亮輔 Ryosuke KATAHIRA	Total Time	21'14.541	7 Laps
Team	CLUB next Honda Dream TAKASAKI	Average Lap Time	2'50.935	
Type	CBR1000RR-R	Today's Rank	14 / 24	
		Today's Top Time	2'07.001	165.003 km/h

No	70 (Driver1)	Best Time		km/h
Name		Total Time		Laps
Team	CLUB next Honda Dream TAKASAKI	Average Lap Time		
Type	CBR1000RR-R	Today's Rank		
		Today's Top Time	2'06.723	165.365 km/h

No	70 (Driver2)	Best Time		km/h
Name	片平 亮輔	Total Time		Laps
Team	CLUB next Honda Dream TAKASAKI	Average Lap Time		
Type	CBR1000RR-R	Today's Rank		
		Today's Top Time	2'06.723	165.365 km/h

No	70 (Driver3)	Best Time		km/h
Name	Ryosuke KATAHIRA	Total Time		Laps
Team	CLUB next Honda Dream TAKASAKI	Average Lap Time		
Type	CBR1000RR-R	Today's Rank		
		Today's Top Time	2'06.723	165.365 km/h

Lap	Passing Time	Lap Time	Sec1	Sec2	Sec3	Sec4	km/h	Driver No
1.	4'08.931			25.309	53.468	27.077	256.093	0
2.	6'28.943	2'20.012 (5)	38.707	23.891	51.339	26.075	272.795	0
3.	8'47.534	2'18.591 (4)	38.279	23.613	50.708	25.991	274.500	0
4.	11'04.206	2'16.672 (3)	37.509	23.274	50.172	25.717	277.098	0
5.	13'19.771	2'15.565 (2)	37.292	23.165	49.855	25.253	272.795	0
6.	18'59.175	5'39.404 (6)	37.994	24.598	50.405	25.247	276.226	0
7.	21'14.541	B 2'15.366 (1)	37.380	23.017	49.722	25.247	273.645	0



NGK SPARK PLUGS

SUZUKA 2&4 RACE



予選・決勝 SAT 決勝 SUN

4/22-23

2023 MFJ全日本ロードレース選手権シリーズ 第2戦

JSB1000 特別スポーツ走行 A Gr. 2回目

2023 / 4 / 20 :



SUZUKA CIRCUIT

個別ラップ表

Weather :Fine

Track :Dry

Full Course 2-Wheels(5,821m)

No	72	Best Time	2'15.748	154.371 km/h
Name	澤村 元章 Motoaki SAWAMURA	Total Time	38'32.961	12 Laps
Team	IRF with AZURLANE 3	Average Lap Time	3'16.585	
Type	YZF-R1	Today's Rank	16 / 24	
		Today's Top Time	2'07.001	165.003 km/h
No	72 (Driver1)	Best Time		km/h
Name		Total Time		Laps
Team	IRF with AZURLANE 3	Average Lap Time		
Type	YZF-R1	Today's Rank		
		Today's Top Time	2'06.723	165.365 km/h
No	72 (Driver2)	Best Time		km/h
Name	澤村 元章	Total Time		Laps
Team	IRF with AZURLANE 3	Average Lap Time		
Type	YZF-R1	Today's Rank		
		Today's Top Time	2'06.723	165.365 km/h
No	72 (Driver3)	Best Time		km/h
Name	Motoaki SAWAMURA	Total Time		Laps
Team	IRF with AZURLANE 3	Average Lap Time		
Type	YZF-R1	Today's Rank		
		Today's Top Time	2'06.723	165.365 km/h

Lap	Passing Time	Lap Time	Sec1	Sec2	Sec3	Sec4	km/h	Driver No
				25.110	51.914	25.956	272.795	0
1.	2'30.520							
		2'16.628 (8)	37.897	23.574	49.877	25.280	279.745	0
2.	4'47.148							
		2'17.348 (9)	37.822	24.038	50.258	25.230	281.538	0
3.	7'04.496							
		2'17.727 (10)	38.094	23.879	50.319	25.435	273.645	0
4.	9'22.223							
		2'16.216 (5)	37.369	23.330	50.266	25.251	281.538	0
5.	11'38.439							
		2'15.878 (3)	37.251	23.206	50.013	25.408	279.745	0
6.	13'54.317							
		2'15.854 (2)	37.391	23.475	49.947	25.041	279.745	0
7.	16'10.171							
		B 2'15.748 (1)	37.477	23.272	49.861	25.138	279.745	0
8.	18'25.919							
		13'17.784 (11)	41.521	24.078	50.641	25.468	278.857	0
9.	31'43.703							
		2'16.138 (4)	37.624	23.518	50.045	24.951	286.124	0
10.	33'59.841							
		2'16.498 (6)	37.555	23.454	50.361	25.128	280.639	0
11.	36'16.339							
		2'16.622 (7)	37.715	23.491	50.128	25.288	283.355	0
12.	38'32.961							



NGK SPARK PLUGS

SUZUKA 2&4 RACE



予選・決勝 SAT 決勝 SUN

4/22-23

2023 MFJ全日本ロードレース選手権シリーズ 第2戦

JSB1000 特別スポーツ走行 A Gr. 2回目

2023 / 4 / 20 :



SUZUKA CIRCUIT

個別ラップ表

Weather :Fine

Track :Dry

Full Course 2-Wheels(5,821m)

No	74	Best Time	2'11.938	158.829 km/h
Name	山中 将基 Masaki YAMANAKA	Total Time	40'41.231	11 Laps
Team	BIZENSEIKIKirimotoTechnoWorks1	Average Lap Time	3'46.690	
Type	Ninja ZX-10R	Today's Rank	7 / 24	
		Today's Top Time	2'07.001	165.003 km/h

No	74 (Driver1)	Best Time		km/h
Name	山中 将基 Masaki YAMANAKA	Total Time		Laps
Team	BIZENSEIKIKirimotoTechnoWorks1	Average Lap Time		
Type	Ninja ZX-10R	Today's Rank		
		Today's Top Time	2'06.723	165.365 km/h

No	74 (Driver2)	Best Time		km/h
Name	山中 将基	Total Time		Laps
Team	BIZENSEIKIKirimotoTechnoWorks1	Average Lap Time		
Type	Ninja ZX-10R	Today's Rank		
		Today's Top Time	2'06.723	165.365 km/h

No	74 (Driver3)	Best Time		km/h
Name	Masaki YAMANAKA	Total Time		Laps
Team	BIZENSEIKIKirimotoTechnoWorks1	Average Lap Time		
Type	Ninja ZX-10R	Today's Rank		
		Today's Top Time	2'06.723	165.365 km/h

Lap	Passing Time	Lap Time	Sec1	Sec2	Sec3	Sec4	km/h	Driver No
				28.619	52.223	25.072	273.645	0
1.	2'54.330							
		2'12.463 (3)	36.635	22.670	48.646	24.512	283.355	0
2.	5'06.793							
		2'17.310 (8)	37.576	23.869	51.006	24.859	280.639	0
3.	7'24.103							
		2'12.721 (6)	36.498	22.646	48.910	24.667	283.355	0
4.	9'36.824							
		5'35.542 (9)	40.140	22.919	49.427	24.597	278.857	0
5.	15'12.366							
		2'12.642 (4)	36.865	22.633	48.697	24.447	280.639	0
6.	17'25.008							
		14'25.751 (10)	38.036	23.213	49.623	25.106	280.639	0
7.	31'50.759							
		2'12.703 (5)	36.332	22.586	48.609	25.176	283.355	0
8.	34'03.462							
		2'13.370 (7)	36.770	22.546	49.615	24.439	283.355	0
9.	36'16.832							
		2'12.461 (2)	36.631	22.552	48.769	24.509	282.444	0
10.	38'29.293							
		B 2'11.938 (1)	36.169	22.466	48.670	24.633	282.444	0
11.	40'41.231							



NGK SPARK PLUGS

SUZUKA 2&4 RACE



予選・決勝 SAT 決勝 SUN

4/22-23

2023 MFJ全日本ロードレース選手権シリーズ 第2戦

JSB1000 特別スポーツ走行 A Gr. 2回目

2023 / 4 / 20 :

SUZUKA CIRCUIT
Full Course 2-Wheels(5,821m)

個別ラップ表

Weather :Fine
Track :Dry

No	76	Best Time	2'16.283	153.765 km/h
Name	川名 拳豊 Kento KAWANA	Total Time	39'52.074	12 Laps
Team	IRF with AZURLANE 2	Average Lap Time	3'23.712	
Type	YZF-R1	Today's Rank	18 / 24	
		Today's Top Time	2'07.001	165.003 km/h

No	76 (Driver1)	Best Time		km/h
Name		Total Time		Laps
Team	IRF with AZURLANE 2	Average Lap Time		
Type	YZF-R1	Today's Rank		
		Today's Top Time	2'06.723	165.365 km/h

No	76 (Driver2)	Best Time		km/h
Name	川名 拳豊	Total Time		Laps
Team	IRF with AZURLANE 2	Average Lap Time		
Type	YZF-R1	Today's Rank		
		Today's Top Time	2'06.723	165.365 km/h

No	76 (Driver3)	Best Time		km/h
Name	Kento KAWANA	Total Time		Laps
Team	IRF with AZURLANE 2	Average Lap Time		
Type	YZF-R1	Today's Rank		
		Today's Top Time	2'06.723	165.365 km/h

Lap	Passing Time	Lap Time	Sec1	Sec2	Sec3	Sec4	km/h	Driver No
				24.094	51.252	25.658	280.639	0
1.	2'31.234	2'16.302 (2)	37.780	23.491	49.867	25.164	282.444	0
2.	4'47.536	2'17.474 (8)	37.721	23.980	50.187	25.586	271.950	0
3.	7'05.010	2'17.919 (9)	37.883	23.902	50.669	25.465	281.538	0
4.	9'22.929	5'17.175 (10)	38.223	24.100	50.717	26.035	278.857	0
5.	14'40.104	2'17.226 (7)	37.898	23.635	50.125	25.568	278.857	0
6.	16'57.330	2'16.359 (3)	37.674	23.413	49.941	25.331	277.098	0
7.	19'13.689	2'16.380 (4)	37.527	23.301	50.019	25.533	276.226	0
8.	21'30.069	11'31.786 (11)	39.106	24.041	51.088	26.579	277.098	0
9.	33'01.855	2'17.172 (6)	37.959	23.714	50.111	25.388	277.975	0
10.	35'19.027	2'16.764 (5)	37.711	23.432	50.159	25.462	280.639	0
11.	37'35.791	B 2'16.283 (1)	37.453	23.408	49.985	25.437	279.745	0
12.	39'52.074							



NGK SPARK PLUGS

SUZUKA 2&4 RACE



予選・決勝 SAT 決勝 SUN

4/22-23

2023 MFJ全日本ロードレース選手権シリーズ 第2戦

JSB1000 特別スポーツ走行 A Gr. 2回目

2023 / 4 / 20 :



SUZUKA CIRCUIT

個別ラップ表

Weather :Fine

Full Course 2-Wheels(5,821m)

Track :Dry

No	80	Best Time	2'13.863	156.545 km/h
Name	吉田 光弘 Mitsuhiro YOSHIDA	Total Time	48'14.247	15 Laps
Team	Honda Ryokuyokai Kumamoto Racing	Average Lap Time	3'15.261	
Type	CBR1000RR-R	Today's Rank	11 / 24	
		Today's Top Time	2'07.001	165.003 km/h

No	80 (Driver1)	Best Time		km/h
Name		Total Time		Laps
Team	Honda Ryokuyokai Kumamoto Racing	Average Lap Time		
Type	CBR1000RR-R	Today's Rank		
		Today's Top Time	2'06.723	165.365 km/h

No	80 (Driver2)	Best Time		km/h
Name	吉田 光弘	Total Time		Laps
Team	Honda Ryokuyokai Kumamoto Racing	Average Lap Time		
Type	CBR1000RR-R	Today's Rank		
		Today's Top Time	2'06.723	165.365 km/h

No	80 (Driver3)	Best Time		km/h
Name	Mitsuhiro YOSHIDA	Total Time		Laps
Team	Honda Ryokuyokai Kumamoto Racing	Average Lap Time		
Type	CBR1000RR-R	Today's Rank		
		Today's Top Time	2'06.723	165.365 km/h

Lap	Passing Time	Lap Time	Sec1	Sec2	Sec3	Sec4	km/h	Driver No
1.	2'40.585			25.096	51.863	25.556	292.800	0
2.	4'56.747	2'16.162 (8)	37.705	23.463	49.545	25.449	288.947	0
3.	7'18.701	2'21.954 (11)	43.823	23.641	49.601	24.889	297.763	0
4.	9'35.570	2'16.869 (9)	37.292	23.373	50.167	26.037	287.059	0
5.	11'52.857	2'17.287 (10)	37.931	23.117	51.096	25.143	293.779	0
6.	17'16.685	5'23.828 (13)	39.398	24.156	51.758	25.793	256.842	0
7.	19'31.816	2'15.131 (6)	37.511	23.022	49.326	25.272	292.800	0
8.	21'46.770	2'14.954 (5)	37.591	23.000	49.301	25.062	294.765	0
9.	32'06.765	10'19.995 (14)	40.416	24.037	50.168	25.965	294.765	0
10.	34'20.915	2'14.150 (3)	37.079	22.963	49.324	24.784	296.757	0
11.	36'35.050	2'14.135 (2)	37.074	22.990	49.180	24.891	293.779	0
12.	38'49.260	2'14.210 (4)	37.000	23.078	49.221	24.911	295.758	0
13.	41'03.123	B 2'13.863 (1)	37.080	23.033	49.078	24.672	296.757	0
14.	45'59.031	4'55.908 (12)	42.031	26.195	49.977	25.085	294.765	0
15.	48'14.247	2'15.216 (7)	37.192	23.116	49.322	25.586	287.059	0