



NGK SPARK PLUGS

SUZUKA 2&4 RACE



予選・決勝 SAT 決勝 SUN

4/22-23

2023 MFJ全日本ロードレース選手権シリーズ 第2戦

JSB1000 特別スポーツ走行 B Gr. 2回目

2023 / 4 / 20 :



SUZUKA CIRCUIT

個別ラップ表

Weather :Fine

Full Course 2-Wheels(5,821m)

Track :Dry

No	3	Best Time	2'07.338	164.567 km/h
Name	岡本 裕生 Yuki OKAMOTO	Total Time	42'03.261	14 Laps
Team	YAMAHA FACTORY RACING TEAM 2	Average Lap Time	3'03.398	
Type	YZF-R1	Today's Rank	1 / 12	
		Today's Top Time	2'07.338	164.567 km/h
No	3 (Driver1)	Best Time	2'09.005	162.440 km/h
Name	岡本 裕生 Yuki OKAMOTO	Total Time	10'59.089	5 Laps
Team	YAMAHA FACTORY RACING TEAM 2	Average Lap Time	2'10.003	
Type	YZF-R1	Today's Rank	2 / 4	
		Today's Top Time	2'07.920	163.818 km/h
No	3 (Driver2)	Best Time		km/h
Name	岡本 裕生	Total Time		Laps
Team	YAMAHA FACTORY RACING TEAM 2	Average Lap Time		
Type	YZF-R1	Today's Rank		
		Today's Top Time	2'07.920	163.818 km/h
No	3 (Driver3)	Best Time		km/h
Name	Yuki OKAMOTO	Total Time		Laps
Team	YAMAHA FACTORY RACING TEAM 2	Average Lap Time		
Type	YZF-R1	Today's Rank		
		Today's Top Time	2'07.920	163.818 km/h

Lap	Passing Time	Lap Time	Sec1	Sec2	Sec3	Sec4	km/h	Driver No
				23.888	49.919	25.161	277.098	1
1.	2'19.077							
		2'11.915 (11)	36.745	22.817	48.089	24.264	292.800	1
2.	4'30.992							
		2'09.293 (7)	35.579	22.255	47.658	23.801	299.795	1
3.	6'40.285							
		2'09.799 (8)	35.508	22.009	48.457	23.825	297.763	1
4.	8'50.084							
		2'09.005 (6)	35.383	22.008	47.506	24.108	295.758	1
5.	10'59.089							
		7'35.183 (12)	36.353	22.900	48.629	24.669	294.765	0
6.	18'34.272							
		2'10.070 (9)	35.535	22.127	47.633	24.775	290.861	0
7.	20'44.342							
		2'08.457 (4)	35.257	21.955	47.499	23.746	297.763	0
8.	22'52.799							
		8'27.998 (13)	41.183	22.492	47.770	24.308	298.776	0
9.	31'20.797							
		2'11.049 (10)	35.907	22.895	48.569	23.678	291.827	0
10.	33'31.846							
		2'07.627 (3)	34.987	21.741	47.355	23.544	297.763	0
11.	35'39.473							
		B 2'07.338 (1)	35.088	21.633	47.213	23.404	298.776	0
12.	37'46.811							
		2'07.580 (2)	35.079	21.722	47.226	23.553	299.795	0
13.	39'54.391							
		2'08.870 (5)	34.996	21.963	47.636	24.275	301.856	0
14.	42'03.261							



NGK SPARK PLUGS

SUZUKA 2&4 RACE



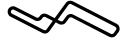
予選・決勝 SAT 決勝 SUN

4/22-23

2023 MFJ全日本ロードレース選手権シリーズ 第2戦

JSB1000 特別スポーツ走行 B Gr. 2回目

2023 / 4 / 20 :



SUZUKA CIRCUIT

個別ラップ表

Weather :Fine

Track :Dry

Full Course 2-Wheels(5,821m)

No	5	Best Time	2'08.670	162.863 km/h
Name	亀井 雄大 Yudai KAMEI	Total Time	41'57.907	13 Laps
Team	YOSHIMURA SUZUKI RIDEWIN	Average Lap Time	3'18.119	
Type	GSX-R1000R	Today's Rank	2 / 12	
		Today's Top Time	2'07.338	164.567 km/h
No	5 (Driver1)	Best Time		km/h
Name	亀井 雄大 Yudai KAMEI	Total Time		Laps
Team	YOSHIMURA SUZUKI RIDEWIN	Average Lap Time		
Type	GSX-R1000R	Today's Rank		
		Today's Top Time	2'07.920	163.818 km/h
No	5 (Driver2)	Best Time		km/h
Name	亀井 雄大	Total Time		Laps
Team	YOSHIMURA SUZUKI RIDEWIN	Average Lap Time		
Type	GSX-R1000R	Today's Rank		
		Today's Top Time	2'07.920	163.818 km/h
No	5 (Driver3)	Best Time		km/h
Name	Yudai KAMEI	Total Time		Laps
Team	YOSHIMURA SUZUKI RIDEWIN	Average Lap Time		
Type	GSX-R1000R	Today's Rank		
		Today's Top Time	2'07.920	163.818 km/h

Lap	Passing Time	Lap Time	Sec1	Sec2	Sec3	Sec4	km/h	Driver No
1.	2'20.475			23.510	49.374	25.753	285.195	0
2.	4'33.775	2'13.300 (10)	36.513	23.022	48.888	24.877	287.059	0
3.	6'44.830	2'11.055 (8)	36.449	22.011	47.724	24.871	282.444	0
4.	8'54.179	2'09.349 (3)	35.689	21.858	47.407	24.395	290.861	0
5.	20'10.099	11'15.920 (12)	39.854	23.187	48.946	24.273	294.765	0
6.	22'20.508	2'10.409 (6)	35.815	22.166	48.564	23.864	296.757	0
7.	24'29.963	2'09.455 (4)	35.934	22.005	47.711	23.805	297.763	0
8.	26'42.349	2'12.386 (9)	36.926	22.666	48.626	24.168	296.757	0
9.	28'51.160	2'08.811 (2)	35.525	21.859	47.685	23.742	295.758	0
10.	35'29.008	6'37.848 (11)	37.015	22.665	48.779	24.025	297.763	0
11.	37'38.478	2'09.470 (5)	35.697	21.935	47.630	24.208	298.776	0
12.	39'47.148	B 2'08.670 (1)	35.455	21.868	47.572	23.775	298.776	0
13.	41'57.907	2'10.759 (7)	36.410	23.209	47.570	23.570	298.776	0



NGK SPARK PLUGS

SUZUKA 2&4 RACE



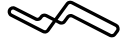
予選・決勝 SAT 決勝 SUN

4/22-23

2023 MFJ全日本ロードレース選手権シリーズ 第2戦

JSB1000 特別スポーツ走行 B Gr. 2回目

2023 / 4 / 20 :



SUZUKA CIRCUIT

個別ラップ表

Weather :Fine

Full Course 2-Wheels(5,821m)

Track :Dry

No	9	Best Time	2'09.992	161.207 km/h
Name	関口 太郎 Taro SEKIGUCHI	Total Time	40'54.319	14 Laps
Team	SANMEI Team TARO PLUSONE	Average Lap Time	2'56.533	
Type	M1000RR	Today's Rank	5 / 12	
		Today's Top Time	2'07.338	164.567 km/h
No	9 (Driver1)	Best Time	2'09.992	161.207 km/h
Name	関口 太郎 Taro SEKIGUCHI	Total Time	40'54.319	14 Laps
Team	SANMEI Team TARO PLUSONE	Average Lap Time	2'56.533	
Type	M1000RR	Today's Rank	3 / 4	
		Today's Top Time	2'07.920	163.818 km/h
No	9 (Driver2)	Best Time		km/h
Name	関口 太郎	Total Time		Laps
Team	SANMEI Team TARO PLUSONE	Average Lap Time		
Type	M1000RR	Today's Rank		
		Today's Top Time	2'07.920	163.818 km/h
No	9 (Driver3)	Best Time		km/h
Name	Taro SEKIGUCHI	Total Time		Laps
Team	SANMEI Team TARO PLUSONE	Average Lap Time		
Type	M1000RR	Today's Rank		
		Today's Top Time	2'07.920	163.818 km/h

Lap	Passing Time	Lap Time	Sec1	Sec2	Sec3	Sec4	km/h	Driver No
				26.211	53.298	25.813	282.444	1
1.	2'39.379							
		2'16.708 (9)	38.871	23.687	49.494	24.656	287.059	1
2.	4'56.087							
		2'11.872 (6)	36.053	22.514	48.649	24.656	288.947	1
3.	7'07.959							
		2'14.805 (7)	37.172	23.326	49.719	24.588	288.000	1
4.	9'22.764							
		2'22.696 (11)	36.484	22.233	48.854	35.125	282.444	1
5.	11'45.460	Pit						
		5'51.990 (12)	4'03.743	26.365	54.087	27.795	277.098	1
6.	17'37.450							
		2'18.272 (10)	40.321	23.607	49.459	24.885	285.195	1
7.	19'55.722							
		2'11.515 (5)	35.947	22.177	48.902	24.489	285.195	1
8.	22'07.237							
		2'10.594 (2)	36.012	22.114	48.190	24.278	288.000	1
9.	24'17.831							
		2'10.695 (3)	35.734	22.247	48.121	24.593	289.901	1
10.	26'28.526							
		7'48.320 (13)	38.074	26.073	51.913	24.883	285.195	1
11.	34'16.846							
		2'16.622 (8)	36.763	22.580	52.317	24.962	286.124	1
12.	36'33.468							
		2'10.859 (4)	36.388	22.177	48.216	24.078	287.059	1
13.	38'44.327							
		B 2'09.992 (1)	35.696	22.100	48.034	24.162	288.947	1
14.	40'54.319							



NGK SPARK PLUGS

SUZUKA 2&4 RACE



予選・決勝 SAT 決勝 SUN

4/22-23

2023 MFJ全日本ロードレース選手権シリーズ 第2戦

JSB1000 特別スポーツ走行 B Gr. 2回目

2023 / 4 / 20 :



SUZUKA CIRCUIT

個別ラップ表

Weather :Fine

Track :Dry

Full Course 2-Wheels(5,821m)

No	11	Best Time	2'11.015	159.948 km/h
Name	柳川 明 Akira YANAGAWA	Total Time	14'29.549	4 Laps
Team	KRP SANYOUKOUGYO RSITOH	Average Lap Time	4'01.693	
Type	Ninja ZX-10R	Today's Rank	6 / 12	
		Today's Top Time	2'07.338	164.567 km/h

No	11 (Driver1)	Best Time		km/h
Name	柳川 明 Akira YANAGAWA	Total Time		Laps
Team	KRP SANYOUKOUGYO RSITOH	Average Lap Time		
Type	Ninja ZX-10R	Today's Rank		
		Today's Top Time	2'07.920	163.818 km/h

No	11 (Driver2)	Best Time		km/h
Name	柳川 明	Total Time		Laps
Team	KRP SANYOUKOUGYO RSITOH	Average Lap Time		
Type	Ninja ZX-10R	Today's Rank		
		Today's Top Time	2'07.920	163.818 km/h

No	11 (Driver3)	Best Time		km/h
Name	Akira YANAGAWA	Total Time		Laps
Team	KRP SANYOUKOUGYO RSITOH	Average Lap Time		
Type	Ninja ZX-10R	Today's Rank		
		Today's Top Time	2'07.920	163.818 km/h

Lap	Passing Time	Lap Time	Sec1	Sec2	Sec3	Sec4	km/h	Driver No
1.	2'24.470			23.153	49.084	24.859	291.827	0
2.	4'39.237	2'14.767 (2)	36.921	23.174	50.288	24.384	291.827	0
3.	6'50.252	B 2'11.015 (1)	36.377	22.316	47.978	24.344	295.758	0
4.	14'29.549	7'39.297 (3)	37.230	23.310	48.747	24.381	288.947	0



NGK SPARK PLUGS

SUZUKA 2&4 RACE



予選・決勝 SAT 決勝 SUN

4/22-23

2023 MFJ全日本ロードレース選手権シリーズ 第2戦

JSB1000 特別スポーツ走行 B Gr. 2回目

2023 / 4 / 20 :



SUZUKA CIRCUIT

個別ラップ表

Weather :Fine

Track :Dry

Full Course 2-Wheels(5,821m)

No	13	Best Time	2'11.319	159.578 km/h
Name	津田 一磨 Kazuma TSUDA	Total Time	40'53.331	12 Laps
Team	Team BabyFace	Average Lap Time	3'15.009	
Type	YZF-R1	Today's Rank	8 / 12	
		Today's Top Time	2'07.338	164.567 km/h

No	13 (Driver1)	Best Time		km/h
Name	津田 一磨 Kazuma TSUDA	Total Time		Laps
Team	Team BabyFace	Average Lap Time		
Type	YZF-R1	Today's Rank		
		Today's Top Time	2'07.920	163.818 km/h

No	13 (Driver2)	Best Time		km/h
Name	津田 一磨	Total Time		Laps
Team	Team BabyFace	Average Lap Time		
Type	YZF-R1	Today's Rank		
		Today's Top Time	2'07.920	163.818 km/h

No	13 (Driver3)	Best Time		km/h
Name	Kazuma TSUDA	Total Time		Laps
Team	Team BabyFace	Average Lap Time		
Type	YZF-R1	Today's Rank		
		Today's Top Time	2'07.920	163.818 km/h

Lap	Passing Time	Lap Time	Sec1	Sec2	Sec3	Sec4	km/h	Driver No
1.	5'08.226			26.998	52.732	26.120	285.195	0
2.	7'24.574	2'16.348 (8)	38.042	23.500	49.835	24.971	287.059	0
3.	9'37.868	2'13.294 (5)	36.829	22.565	49.465	24.435	286.124	0
4.	11'51.030	2'13.162 (4)	36.166	22.447	49.857	24.692	288.000	0
5.	14'02.789	2'11.759 (3)	36.101	22.403	48.519	24.736	284.272	0
6.	16'25.387	2'22.598 (9)	36.106	22.938	59.106	24.448	286.124	0
7.	18'36.706	B 2'11.319 (1)	36.061	22.347	48.375	24.536	286.124	0
8.	20'48.025	13'04.619 (11)	38.538	33.216	54.102	25.595	286.124	0
9.	31'03.325	2'15.582 (7)	37.344	23.325	50.219	24.694	285.195	0
10.	33'18.907	2'30.906 (10)	36.417	23.144	1'06.222	25.123	283.355	0
11.	35'33.813	2'14.180 (6)	36.876	22.810	50.236	24.258	287.059	0
12.	40'53.331	2'11.338 (2)	36.153	22.425	48.627	24.133	286.124	0



NGK SPARK PLUGS

SUZUKA 2&4 RACE



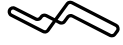
予選・決勝 SAT 決勝 SUN

4/22-23

2023 MFJ全日本ロードレース選手権シリーズ 第2戦

JSB1000 特別スポーツ走行 B Gr. 2回目

2023 / 4 / 20 :



SUZUKA CIRCUIT

個別ラップ表

Weather :Fine

Track :Dry

Full Course 2-Wheels(5,821m)

No	17	Best Time	2'09.164	162.240 km/h
Name	児玉 勇太 Yuta KODAMA	Total Time	42'00.928	15 Laps
Team	Team Kodama	Average Lap Time	2'49.785	
Type	YZF-R1	Today's Rank	3 / 12	
		Today's Top Time	2'07.338	164.567 km/h

No	17 (Driver1)	Best Time		km/h
Name	児玉 勇太 Yuta KODAMA	Total Time		Laps
Team	Team Kodama	Average Lap Time		
Type	YZF-R1	Today's Rank		
		Today's Top Time	2'07.920	163.818 km/h

No	17 (Driver2)	Best Time		km/h
Name	児玉 勇太	Total Time		Laps
Team	Team Kodama	Average Lap Time		
Type	YZF-R1	Today's Rank		
		Today's Top Time	2'07.920	163.818 km/h

No	17 (Driver3)	Best Time		km/h
Name	Yuta KODAMA	Total Time		Laps
Team	Team Kodama	Average Lap Time		
Type	YZF-R1	Today's Rank		
		Today's Top Time	2'07.920	163.818 km/h

Lap	Passing Time	Lap Time	Sec1	Sec2	Sec3	Sec4	km/h	Driver No
1.	2'23.929			23.792	49.813	25.447	277.098	0
2.	4'37.653	2'13.724 (10)	36.989	23.307	48.972	24.456	288.947	0
3.	6'49.707	2'12.054 (8)	36.136	22.712	48.666	24.540	277.975	0
4.	9'00.824	2'11.117 (6)	36.191	22.300	47.926	24.700	288.000	0
5.	11'11.027	2'10.203 (4)	35.777	22.359	48.077	23.990	290.861	0
6.	13'20.612	2'09.585 (2)	35.553	22.113	47.859	24.060	290.861	0
7.	22'46.031	9'25.419 (14)	36.626	23.902	51.545	24.935	284.272	0
8.	24'58.513	2'12.482 (9)	36.647	22.821	48.711	24.303	290.861	0
9.	27'09.926	2'11.413 (7)	35.752	22.769	48.759	24.133	290.861	0
10.	29'19.750	2'09.824 (3)	35.707	22.197	47.883	24.037	290.861	0
11.	31'34.537	2'14.787 (11)	38.721	22.565	49.512	23.989	290.861	0
12.	33'56.670	2'22.133 (12)	35.616	22.234	49.315	34.968	288.000	0
		Pit						
13.	37'41.102	3'44.432 (13)	2'10.029	22.368	48.007	24.028	290.861	0
		B 2'09.164 (1)	35.452	22.019	47.713	23.980	290.861	0
14.	39'50.266	2'10.662 (5)	35.500	22.068	48.901	24.193	289.901	0
15.	42'00.928							



NGK SPARK PLUGS

SUZUKA 2&4 RACE



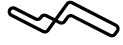
予選・決勝 SAT 決勝 SUN

4/22-23

2023 MFJ全日本ロードレース選手権シリーズ 第2戦

JSB1000 特別スポーツ走行 B Gr. 2回目

2023 / 4 / 20 :



SUZUKA CIRCUIT

個別ラップ表

Weather :Fine

Track :Dry

Full Course 2-Wheels(5,821m)

No	19	Best Time	2'09.842	161.393 km/h
Name	國峰 啄磨 Takuma KUNIMINE	Total Time	40'37.495	13 Laps
Team	TOHO Racing	Average Lap Time	3'11.244	
Type	CBR1000RR-R	Today's Rank	4 / 12	
		Today's Top Time	2'07.338	164.567 km/h

No	19 (Driver1)	Best Time		km/h
Name		Total Time		Laps
Team	TOHO Racing	Average Lap Time		
Type	CBR1000RR-R	Today's Rank		
		Today's Top Time	2'07.920	163.818 km/h

No	19 (Driver2)	Best Time		km/h
Name	國峰 啄磨	Total Time		Laps
Team	TOHO Racing	Average Lap Time		
Type	CBR1000RR-R	Today's Rank		
		Today's Top Time	2'07.920	163.818 km/h

No	19 (Driver3)	Best Time		km/h
Name	Takuma KUNIMINE	Total Time		Laps
Team	TOHO Racing	Average Lap Time		
Type	CBR1000RR-R	Today's Rank		
		Today's Top Time	2'07.920	163.818 km/h

Lap	Passing Time	Lap Time	Sec1	Sec2	Sec3	Sec4	km/h	Driver No
1.	2'22.564			23.644	49.717	25.090	271.950	0
2.	4'33.865	2'11.301 (8)	36.424	22.353	48.209	24.315	300.822	0
3.	6'43.912	2'10.047 (3)	35.906	21.964	48.177	24.000	295.758	0
4.	8'53.912	2'10.000 (2)	36.022	22.077	47.655	24.246	297.763	0
5.	11'03.754	B 2'09.842 (1)	35.903	22.053	47.791	24.095	294.765	0
6.	13'14.067	2'10.313 (4)	35.998	22.173	48.004	24.138	291.827	0
7.	23'16.405	10'02.338 (12)	37.219	23.789	49.335	24.872	292.800	0
8.	25'28.231	2'11.826 (9)	36.476	22.547	48.239	24.564	292.800	0
9.	27'39.509	2'11.278 (7)	36.065	22.486	48.498	24.229	293.779	0
10.	29'51.526	2'12.017 (10)	35.971	22.969	48.873	24.204	293.779	0
11.	32'02.213	2'10.687 (5)	35.948	22.305	48.134	24.300	294.765	0
12.	38'26.461	6'24.248 (11)	37.371	24.109	49.565	24.918	290.861	0
13.	40'37.495	2'11.034 (6)	36.246	22.479	48.152	24.157	293.779	0



NGK SPARK PLUGS

SUZUKA 2&4 RACE



予選・決勝 SAT 決勝 SUN

4/22-23

2023 MFJ全日本ロードレース選手権シリーズ 第2戦

JSB1000 特別スポーツ走行 B Gr. 2回目

2023 / 4 / 20 :

 SUZUKA CIRCUIT
Full Course 2-Wheels(5,821m)

個別ラップ表

Weather :Fine
Track :Dry

No	21	Best Time	2'11.151	159.782 km/h
Name	田尻 悠人 Yuto TAJIRI	Total Time	40'10.849	11 Laps
Team	GOSHI Racing	Average Lap Time	2'58.884	
Type	CBR1000RR-R	Today's Rank	7 / 12	
		Today's Top Time	2'07.338	164.567 km/h

No	21 (Driver1)	Best Time		km/h
Name		Total Time		Laps
Team	GOSHI Racing	Average Lap Time		
Type	CBR1000RR-R	Today's Rank		
		Today's Top Time	2'07.920	163.818 km/h

No	21 (Driver2)	Best Time		km/h
Name	田尻 悠人	Total Time		Laps
Team	GOSHI Racing	Average Lap Time		
Type	CBR1000RR-R	Today's Rank		
		Today's Top Time	2'07.920	163.818 km/h

No	21 (Driver3)	Best Time		km/h
Name	Yuto TAJIRI	Total Time		Laps
Team	GOSHI Racing	Average Lap Time		
Type	CBR1000RR-R	Today's Rank		
		Today's Top Time	2'07.920	163.818 km/h

Lap	Passing Time	Lap Time	Sec1	Sec2	Sec3	Sec4	km/h	Driver No
				24.929	51.943	26.168	283.355	0
1.	10'22.005							
		2'15.321 (7)	38.193	22.776	49.490	24.862	286.124	0
2.	12'37.326							
		2'13.019 (4)	36.891	22.614	49.029	24.485	288.000	0
3.	14'50.345							
		2'12.921 (3)	36.815	22.465	49.216	24.425	284.272	0
4.	17'03.266							
		2'31.314 (8)	36.721	22.746	52.028	39.819	269.448	0
5.	19'34.580	Pit						
		8'01.722 (10)	5'56.236	28.064	58.638	38.784	237.405	0
6.	27'36.302	Pit						
		3'42.729 (9)	2'01.636	23.920	50.602	26.571	288.947	0
7.	31'19.031							
		2'15.195 (6)	37.521	22.830	50.025	24.819	291.827	0
8.	33'34.226							
		2'13.040 (5)	36.492	22.733	48.944	24.871	287.059	0
9.	35'47.266							
		2'12.432 (2)	36.880	22.755	48.599	24.198	286.124	0
10.	37'59.698							
		B 2'11.151 (1)	36.202	22.189	48.524	24.236	284.272	0
11.	40'10.849							



NGK SPARK PLUGS

SUZUKA 2&4 RACE



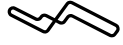
予選・決勝 SAT 決勝 SUN

4/22-23

2023 MFJ全日本ロードレース選手権シリーズ 第2戦

JSB1000 特別スポーツ走行 B Gr. 2回目

2023 / 4 / 20 :



SUZUKA CIRCUIT

個別ラップ表

Weather :Fine

Track :Dry

Full Course 2-Wheels(5,821m)

No	39	Best Time	2'13.383	157.108 km/h
Name	芳賀 瑛大 Akito HAGA	Total Time	28'32.177	10 Laps
Team	WORK NAVI Nitro Racing	Average Lap Time	2'53.425	
Type	YZF-R1	Today's Rank	11 / 12	
		Today's Top Time	2'07.338	164.567 km/h

No	39 (Driver1)	Best Time		km/h
Name		Total Time		Laps
Team	WORK NAVI Nitro Racing	Average Lap Time		
Type	YZF-R1	Today's Rank		
		Today's Top Time	2'07.920	163.818 km/h

No	39 (Driver2)	Best Time		km/h
Name	芳賀 瑛大	Total Time		Laps
Team	WORK NAVI Nitro Racing	Average Lap Time		
Type	YZF-R1	Today's Rank		
		Today's Top Time	2'07.920	163.818 km/h

No	39 (Driver3)	Best Time		km/h
Name	Akito HAGA	Total Time		Laps
Team	WORK NAVI Nitro Racing	Average Lap Time		
Type	YZF-R1	Today's Rank		
		Today's Top Time	2'07.920	163.818 km/h

Lap	Passing Time	Lap Time	Sec1	Sec2	Sec3	Sec4	km/h	Driver No
				24.667	51.965	25.405	286.124	0
1.	2'31.352							
		2'15.121 (7)	37.724	23.014	49.522	24.861	284.272	0
2.	4'46.473							
		2'13.594 (3)	36.862	22.771	49.239	24.722	285.195	0
3.	7'00.067							
		2'13.810 (5)	36.747	22.772	49.196	25.095	268.624	0
4.	9'13.877							
		2'15.759 (8)	38.034	23.453	49.619	24.653	282.444	0
5.	11'29.636							
		B 2'13.383 (1)	36.588	22.714	49.403	24.678	281.538	0
6.	13'43.019							
		8'07.518 (9)	39.811	23.726	50.026	24.896	281.538	0
7.	21'50.537							
		2'14.409 (6)	36.973	23.092	49.572	24.772	280.639	0
8.	24'04.946							
		2'13.786 (4)	36.932	22.802	49.374	24.678	283.355	0
9.	26'18.732							
		2'13.445 (2)	36.750	22.819	49.402	24.474	283.355	0
10.	28'32.177							



NGK SPARK PLUGS

SUZUKA 2&4 RACE



予選・決勝 SAT 決勝 SUN

4/22-23

2023 MFJ全日本ロードレース選手権シリーズ 第2戦

JSB1000 特別スポーツ走行 B Gr. 2回目

2023 / 4 / 20 :

 SUZUKA CIRCUIT
Full Course 2-Wheels(5,821m)

個別ラップ表

Weather :Fine
Track :Dry

No	59	Best Time	2'12.488	158.170 km/h
Name	中村 竜也 Tatsuya NAKAMURA	Total Time	40'13.462	16 Laps
Team	KRP SANYOUKOUGYO&MATSUBA RS-ITOH	Average Lap Time	2'30.381	
Type	Ninja ZX-10RR	Today's Rank	9 / 12	
		Today's Top Time	2'07.338	164.567 km/h
No	59 (Driver1)	Best Time		km/h
Name		Total Time		Laps
Team	KRP SANYOUKOUGYO&MATSUBA RS-ITOH	Average Lap Time		
Type	Ninja ZX-10RR	Today's Rank		
		Today's Top Time	2'07.920	163.818 km/h
No	59 (Driver2)	Best Time		km/h
Name	中村 竜也	Total Time		Laps
Team	KRP SANYOUKOUGYO&MATSUBA RS-ITOH	Average Lap Time		
Type	Ninja ZX-10RR	Today's Rank		
		Today's Top Time	2'07.920	163.818 km/h
No	59 (Driver3)	Best Time		km/h
Name	Tatsuya NAKAMURA	Total Time		Laps
Team	KRP SANYOUKOUGYO&MATSUBA RS-ITOH	Average Lap Time		
Type	Ninja ZX-10RR	Today's Rank		
		Today's Top Time	2'07.920	163.818 km/h

Lap	Passing Time	Lap Time	Sec1	Sec2	Sec3	Sec4	km/h	Driver No
				26.498	54.309	27.567	277.975	0
1.	2'37.741							
		2'25.379 (14)	40.466	25.286	52.587	27.040	275.361	0
2.	5'03.120							
		2'21.402 (13)	39.182	24.631	51.462	26.127	285.195	0
3.	7'24.522							
		2'19.322 (12)	38.502	24.151	50.827	25.842	287.059	0
4.	9'43.844							
		2'17.509 (11)	37.731	23.628	50.270	25.880	280.639	0
5.	12'01.353							
		2'16.620 (10)	37.729	23.792	49.869	25.230	288.000	0
6.	14'17.973							
		2'16.289 (9)	37.456	23.363	49.918	25.552	288.947	0
7.	16'34.262							
		2'14.858 (8)	37.154	23.285	49.377	25.042	291.827	0
8.	18'49.120							
		2'14.552 (5)	36.843	23.122	49.365	25.222	288.947	0
9.	21'03.672							
		2'14.416 (4)	36.976	23.000	49.109	25.331	288.947	0
10.	23'18.088							
		2'14.780 (7)	36.680	22.883	49.775	25.442	288.947	0
11.	25'32.868							
		5'45.929 (15)	41.668	24.185	50.844	26.516	289.901	0
12.	31'18.797							
		2'14.645 (6)	37.006	23.134	49.265	25.240	280.639	0
13.	33'33.442							
		2'13.741 (2)	36.635	23.129	49.101	24.876	292.800	0
14.	35'47.183							
		2'13.791 (3)	36.827	23.155	49.109	24.700	293.779	0
15.	38'00.974							
		B 2'12.488 (1)	36.193	22.549	48.852	24.894	292.800	0
16.	40'13.462							



NGK SPARK PLUGS

SUZUKA 2&4 RACE



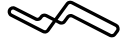
予選・決勝 SAT 決勝 SUN

4/22-23

2023 MFJ全日本ロードレース選手権シリーズ 第2戦

JSB1000 特別スポーツ走行 B Gr. 2回目

2023 / 4 / 20 :



SUZUKA CIRCUIT

個別ラップ表

Weather :Fine

Track :Dry

Full Course 2-Wheels(5,821m)

No	63	Best Time	2'12.816	157.779 km/h
Name	綿貫 舞空 Maiku WATANUKI	Total Time	41'34.990	15 Laps
Team	TONE RT SYNCEDGE4413 BMW	Average Lap Time	2'48.299	
Type	M1000RR	Today's Rank	10 / 12	
		Today's Top Time	2'07.338	164.567 km/h
No	63 (Driver1)	Best Time		km/h
Name		Total Time		Laps
Team	TONE RT SYNCEDGE4413 BMW	Average Lap Time		
Type	M1000RR	Today's Rank		
		Today's Top Time	2'07.920	163.818 km/h
No	63 (Driver2)	Best Time		km/h
Name	綿貫 舞空	Total Time		Laps
Team	TONE RT SYNCEDGE4413 BMW	Average Lap Time		
Type	M1000RR	Today's Rank		
		Today's Top Time	2'07.920	163.818 km/h
No	63 (Driver3)	Best Time		km/h
Name	Maiku WATANUKI	Total Time		Laps
Team	TONE RT SYNCEDGE4413 BMW	Average Lap Time		
Type	M1000RR	Today's Rank		
		Today's Top Time	2'07.920	163.818 km/h

Lap	Passing Time	Lap Time	Sec1	Sec2	Sec3	Sec4	km/h	Driver No
				23.749	50.120	25.133	277.975	0
1.	2'18.800							
		2'14.819 (10)	37.485	23.160	49.070	25.104	288.947	0
2.	4'33.619							
		2'13.529 (5)	36.923	22.661	48.912	25.033	282.444	0
3.	6'47.148							
		2'13.597 (6)	36.819	22.880	48.988	24.910	288.000	0
4.	9'00.745							
		2'13.254 (4)	36.842	22.782	48.830	24.800	288.947	0
5.	11'13.999							
		2'13.165 (3)	36.789	22.827	48.833	24.716	286.124	0
6.	13'27.164							
		B 2'12.816 (1)	36.687	22.752	48.749	24.628	288.000	0
7.	15'39.980							
		2'30.623 (12)	36.918	22.799	52.307	38.599	243.324	0
8.	18'10.603	Pit						
		5'56.873 (13)	4'18.292	23.543	49.863	25.175	284.272	0
9.	24'07.476							
		2'14.128 (8)	37.091	23.083	48.988	24.966	288.947	0
10.	26'21.604							
		2'13.722 (7)	36.961	22.950	49.163	24.648	289.901	0
11.	28'35.326							
		2'13.144 (2)	36.562	22.749	49.205	24.628	287.059	0
12.	30'48.470							
		2'14.391 (9)	37.077	22.973	49.363	24.978	286.124	0
13.	33'02.861							
		6'17.249 (14)	37.389	23.611	50.343	25.263	278.857	0
14.	39'20.110							
		2'14.880 (11)	37.203	23.332	49.478	24.867	288.000	0
15.	41'34.990							



NGK SPARK PLUGS

SUZUKA 2&4 RACE



予選・決勝 SAT 決勝 SUN

4/22-23

2023 MFJ全日本ロードレース選手権シリーズ 第2戦

JSB1000 特別スポーツ走行 B Gr. 2回目

2023 / 4 / 20 :



SUZUKA CIRCUIT

個別ラップ表

Weather :Fine

Track :Dry

Full Course 2-Wheels(5,821m)

No	77	Best Time	2'15.905	154.193 km/h
Name	中島 元気 Genki NAKAJIMA	Total Time	40'20.563	12 Laps
Team	Honda Hamamatsu ESCARGOT RT	Average Lap Time	3'25.891	
Type	CBR1000RR-R	Today's Rank	12 / 12	
		Today's Top Time	2'07.338	164.567 km/h
No	77 (Driver1)	Best Time		km/h
Name	中島 元気 Genki NAKAJIMA	Total Time		Laps
Team	Honda Hamamatsu ESCARGOT RT	Average Lap Time		
Type	CBR1000RR-R	Today's Rank		
		Today's Top Time	2'07.920	163.818 km/h
No	77 (Driver2)	Best Time		km/h
Name	中島 元気	Total Time		Laps
Team	Honda Hamamatsu ESCARGOT RT	Average Lap Time		
Type	CBR1000RR-R	Today's Rank		
		Today's Top Time	2'07.920	163.818 km/h
No	77 (Driver3)	Best Time		km/h
Name	Genki NAKAJIMA	Total Time		Laps
Team	Honda Hamamatsu ESCARGOT RT	Average Lap Time		
Type	CBR1000RR-R	Today's Rank		
		Today's Top Time	2'07.920	163.818 km/h

Lap	Passing Time	Lap Time	Sec1	Sec2	Sec3	Sec4	km/h	Driver No
1.	2'35.752			24.514	52.618	26.005	288.000	0
2.	4'52.965	2'17.213 (7)	38.156	23.371	50.286	25.400	288.000	0
3.	7'09.542	2'16.577 (6)	37.510	23.190	50.240	25.637	294.765	0
4.	12'23.010	5'13.468 (10)	40.570	23.843	51.421	25.604	289.901	0
5.	14'39.537	2'16.527 (5)	37.588	23.356	50.344	25.239	289.901	0
6.	16'55.506	2'15.969 (2)	37.501	23.125	50.274	25.069	289.901	0
7.	26'28.411	9'32.905 (11)	39.749	25.178	51.230	25.532	282.444	0
8.	28'47.338	2'18.927 (8)	37.641	23.571	50.577	27.138	264.578	0
9.	31'03.719	2'16.381 (4)	37.230	23.146	50.423	25.582	294.765	0
10.	33'19.624	B 2'15.905 (1)	37.268	23.186	50.241	25.210	289.901	0
11.	38'04.505	4'44.881 (9)	38.063	23.612	50.335	25.416	286.124	0
12.	40'20.563	2'16.058 (3)	37.258	23.164	50.126	25.510	296.757	0



NGK SPARK PLUGS

SUZUKA 2&4 RACE



予選・決勝 SAT 決勝 SUN

4/22-23

2023 MFJ全日本ロードレース選手権シリーズ 第2戦

JSB1000 特別スポーツ走行 B Gr. 2回目

2023 / 4 / 20 :



SUZUKA CIRCUIT

個別ラップ表

Weather :Fine

Track :Dry

Full Course 2-Wheels(5,821m)

No	15	Best Time	2'07.956	163.772 km/h
Name	名越 哲平 Teppei NAGOE	Total Time	41'43.698	15 Laps
Team	SDG Honda Racing	Average Lap Time	2'48.838	
Type	CBR1000RR-R	Today's Rank	2 / 23	
		Today's Top Time	2'07.920	163.818 km/h
No	15 (Driver1)	Best Time		km/h
Name	名越 哲平 Teppei NAGOE	Total Time		Laps
Team	SDG Honda Racing	Average Lap Time		
Type	CBR1000RR-R	Today's Rank		
		Today's Top Time	2'07.920	163.818 km/h
No	15 (Driver2)	Best Time		km/h
Name	名越 哲平	Total Time		Laps
Team	SDG Honda Racing	Average Lap Time		
Type	CBR1000RR-R	Today's Rank		
		Today's Top Time	2'07.920	163.818 km/h
No	15 (Driver3)	Best Time		km/h
Name	Teppei NAGOE	Total Time		Laps
Team	SDG Honda Racing	Average Lap Time		
Type	CBR1000RR-R	Today's Rank		
		Today's Top Time	2'07.920	163.818 km/h

Lap	Passing Time	Lap Time	Sec1	Sec2	Sec3	Sec4	km/h	Driver No
				23.727	48.995	25.155	288.947	0
1.	2'19.962							
		2'11.134 (10)	36.377	22.702	47.808	24.247	298.776	0
2.	4'31.096							
		2'09.496 (8)	35.603	22.229	47.608	24.056	302.897	0
3.	6'40.592							
		2'10.182 (9)	35.356	22.090	48.671	24.065	300.822	0
4.	8'50.774							
		2'25.194 (12)	35.342	21.849	47.061	40.942	301.856	0
5.	11'15.968	Pit						
		8'35.888 (14)	7'02.033	22.449	47.658	23.748	293.779	0
6.	19'51.856							
		B 2'07.956 (1)	35.297	21.747	47.295	23.617	294.765	0
7.	21'59.812							
		2'08.506 (6)	35.264	22.046	47.245	23.951	299.795	0
8.	24'08.318							
		2'23.817 (11)	36.278	22.184	47.477	37.878	280.639	0
9.	26'32.135	Pit						
		4'29.193 (13)	2'54.049	22.265	49.031	23.848	297.763	0
10.	31'01.328							
		2'08.189 (3)	35.272	21.814	47.234	23.869	298.776	0
11.	33'09.517							
		2'08.374 (5)	35.480	22.075	47.236	23.583	296.757	0
12.	35'17.891							
		2'09.485 (7)	35.528	22.252	47.982	23.723	296.757	0
13.	37'27.376							
		2'08.052 (2)	35.237	21.855	47.329	23.631	296.757	0
14.	39'35.428							
		2'08.270 (4)	35.238	21.900	47.383	23.749	297.763	0
15.	41'43.698							



NGK SPARK PLUGS

SUZUKA 2&4 RACE



予選・決勝 SAT 決勝 SUN

4/22-23

2023 MFJ全日本ロードレース選手権シリーズ 第2戦

JSB1000 特別スポーツ走行 B Gr. 2回目

2023 / 4 / 20 :

SUZUKA CIRCUIT

個別ラップ表

Weather :Fine

Track :Dry

Full Course 2-Wheels(5,821m)

No	23	Best Time	2'11.581	159.260 km/h
Name	武田 雄一 Yuichi TAKEDA	Total Time	41'09.463	11 Laps
Team	OGURA CLUTCH ORC with RIDE IN 1	Average Lap Time	3'50.122	
Type	YZF-R1	Today's Rank	9 / 23	
		Today's Top Time	2'07.920	163.818 km/h

No	23 (Driver1)	Best Time		km/h
Name		Total Time		Laps
Team	OGURA CLUTCH ORC with RIDE IN 1	Average Lap Time		
Type	YZF-R1	Today's Rank		
		Today's Top Time	2'07.920	163.818 km/h

No	23 (Driver2)	Best Time		km/h
Name	武田 雄一	Total Time		Laps
Team	OGURA CLUTCH ORC with RIDE IN 1	Average Lap Time		
Type	YZF-R1	Today's Rank		
		Today's Top Time	2'07.920	163.818 km/h

No	23 (Driver3)	Best Time		km/h
Name	Yuichi TAKEDA	Total Time		Laps
Team	OGURA CLUTCH ORC with RIDE IN 1	Average Lap Time		
Type	YZF-R1	Today's Rank		
		Today's Top Time	2'07.920	163.818 km/h

Lap	Passing Time	Lap Time	Sec1	Sec2	Sec3	Sec4	km/h	Driver No
1.	2'48.234			25.939	55.616	29.816	236.129	0
2.	5'24.166	2'35.932 (8)	43.152	27.950	55.562	29.268	240.658	0
3.	7'53.485	2'29.319 (6)	41.502	24.805	54.912	28.100	236.129	0
4.	10'19.292	2'25.807 (5)	40.892	24.301	52.961	27.653	234.866	0
5.	12'43.195	2'23.903 (4)	41.886	23.843	51.474	26.700	250.256	0
6.	15'14.209	2'31.014 (7)	38.712	23.128	50.200	38.974	266.182	0
7.	23'52.461	8'38.252 (9)	6'59.168	23.849	50.081	25.154	278.857	0
8.	26'05.375	2'12.914 (3)	36.665	22.415	49.045	24.789	282.444	0
9.	28'17.478	2'12.103 (2)	36.180	22.281	48.832	24.810	280.639	0
10.	38'57.882	10'40.404 (10)	39.988	23.032	49.420	24.802	281.538	0
11.	41'09.463	B 2'11.581 (1)	36.186	22.141	48.674	24.580	282.444	0



NGK SPARK PLUGS

SUZUKA 2&4 RACE



予選・決勝 SAT 決勝 SUN

4/22-23

2023 MFJ全日本ロードレース選手権シリーズ 第2戦

JSB1000 特別スポーツ走行 B Gr. 2回目

2023 / 4 / 20 :



SUZUKA CIRCUIT

個別ラップ表

Weather :Fine

Track :Dry

Full Course 2-Wheels(5,821m)

No	28	Best Time	2'09.271	162.106 km/h
Name	伊達 悠太 Yuta DATE	Total Time	40'56.254	13 Laps
Team	AKENO SPEED・MAVERICK	Average Lap Time	3'12.953	
Type	YZF-R1	Today's Rank	5 / 23	
		Today's Top Time	2'07.920	163.818 km/h

No	28 (Driver1)	Best Time		km/h
Name		Total Time		Laps
Team	AKENO SPEED・MAVERICK	Average Lap Time		
Type	YZF-R1	Today's Rank		
		Today's Top Time	2'07.920	163.818 km/h

No	28 (Driver2)	Best Time		km/h
Name	伊達 悠太	Total Time		Laps
Team	AKENO SPEED・MAVERICK	Average Lap Time		
Type	YZF-R1	Today's Rank		
		Today's Top Time	2'07.920	163.818 km/h

No	28 (Driver3)	Best Time		km/h
Name	Yuta DATE	Total Time		Laps
Team	AKENO SPEED・MAVERICK	Average Lap Time		
Type	YZF-R1	Today's Rank		
		Today's Top Time	2'07.920	163.818 km/h

Lap	Passing Time	Lap Time	Sec1	Sec2	Sec3	Sec4	km/h	Driver No
1.	2'20.813			23.576	49.459	25.229	286.124	0
2.	4'32.886	2'12.073 (8)	36.395	22.936	48.472	24.270	284.272	0
3.	6'42.708	2'09.822 (3)	35.938	22.014	48.010	23.860	286.124	0
4.	8'58.172	2'15.464 (9)	35.919	22.034	48.097	29.414	286.124	0
5.	11'08.767	2'10.595 (5)	36.135	22.181	48.185	24.094	287.059	0
6.	13'19.496	2'10.729 (6)	36.108	22.216	48.521	23.884	282.444	0
7.	24'46.800	11'27.304 (12)	38.484	23.710	54.265	24.607	280.639	0
8.	26'57.100	2'10.300 (4)	36.099	22.214	48.144	23.843	284.272	0
9.	29'06.535	2'09.435 (2)	35.732	21.931	47.932	23.840	288.000	0
10.	31'18.168	2'11.633 (7)	35.796	22.336	48.531	24.970	284.272	0
11.	36'31.059	5'12.891 (11)	44.341	22.469	48.233	23.923	284.272	0
12.	38'40.330	B 2'09.271 (1)	35.698	21.958	47.891	23.724	285.195	0
13.	40'56.254	2'15.924 (10)	41.780	22.125	47.978	24.041	287.059	0



NGK SPARK PLUGS

SUZUKA 2&4 RACE



予選・決勝 SAT 決勝 SUN

4/22-23

2023 MFJ全日本ロードレース選手権シリーズ 第2戦

JSB1000 特別スポーツ走行 B Gr. 2回目

2023 / 4 / 20 :



SUZUKA CIRCUIT

個別ラップ表

Weather :Fine

Track :Dry

Full Course 2-Wheels(5,821m)

No	32	Best Time	2'12.569	158.073 km/h
Name	谷本 音虹郎 Otojiro TANIMOTO	Total Time	40'46.147	12 Laps
Team	Team TATARA aprilia	Average Lap Time	3'29.356	
Type	RSV4 Factory	Today's Rank	12 / 23	
		Today's Top Time	2'07.920	163.818 km/h

No	32 (Driver1)	Best Time		km/h
Name		Total Time		Laps
Team	Team TATARA aprilia	Average Lap Time		
Type	RSV4 Factory	Today's Rank		
		Today's Top Time	2'07.920	163.818 km/h

No	32 (Driver2)	Best Time		km/h
Name	谷本 音虹郎	Total Time		Laps
Team	Team TATARA aprilia	Average Lap Time		
Type	RSV4 Factory	Today's Rank		
		Today's Top Time	2'07.920	163.818 km/h

No	32 (Driver3)	Best Time		km/h
Name	Otojiro TANIMOTO	Total Time		Laps
Team	Team TATARA aprilia	Average Lap Time		
Type	RSV4 Factory	Today's Rank		
		Today's Top Time	2'07.920	163.818 km/h

Lap	Passing Time	Lap Time	Sec1	Sec2	Sec3	Sec4	km/h	Driver No
1.	2'23.222			23.656	50.124	25.163	279.745	0
2.	4'37.025	2'13.803 (5)	37.197	22.439	49.122	25.045	284.272	0
3.	6'50.056	2'13.031 (2)	36.710	22.590	48.840	24.891	288.000	0
4.	9'02.625	B 2'12.569 (1)	36.685	22.396	48.612	24.876	292.800	0
5.	11'16.079	2'13.454 (3)	36.730	22.509	49.058	25.157	288.000	0
6.	23'47.731	12'31.652 (11)	37.617	23.920	50.554	25.289	286.124	0
7.	26'01.899	2'14.168 (7)	37.234	22.544	49.258	25.132	287.059	0
8.	28'18.799	2'16.900 (9)	37.074	22.926	51.315	25.585	266.182	0
9.	34'03.883	5'45.084 (10)	37.264	23.841	50.928	25.112	288.000	0
10.	36'18.785	2'14.902 (8)	37.080	22.722	50.069	25.031	288.000	0
11.	38'32.249	2'13.464 (4)	36.970	22.564	49.111	24.819	288.947	0
12.	40'46.147	2'13.898 (6)	36.958	22.926	49.089	24.925	285.195	0



NGK SPARK PLUGS

SUZUKA 2&4 RACE



予選・決勝 SAT 決勝 SUN

4/22-23

2023 MFJ全日本ロードレース選手権シリーズ 第2戦

JSB1000 特別スポーツ走行 B Gr. 2回目

2023 / 4 / 20 :



SUZUKA CIRCUIT

個別ラップ表

Weather :Fine

Full Course 2-Wheels(5,821m)

Track :Dry

No	35	Best Time	2'10.094	161.080 km/h
Name	杉山 優輝 Yuki SUGIYAMA	Total Time	41'53.268	14 Laps
Team	Sofukai Honda Suzuka RT	Average Lap Time	2'38.656	
Type	CBR1000RR-R	Today's Rank	8 / 23	
		Today's Top Time	2'07.920	163.818 km/h

No	35 (Driver1)	Best Time		km/h
Name	杉山 優輝 Yuki SUGIYAMA	Total Time		Laps
Team	Sofukai Honda Suzuka RT	Average Lap Time		
Type	CBR1000RR-R	Today's Rank		
		Today's Top Time	2'07.920	163.818 km/h

No	35 (Driver2)	Best Time		km/h
Name	杉山 優輝	Total Time		Laps
Team	Sofukai Honda Suzuka RT	Average Lap Time		
Type	CBR1000RR-R	Today's Rank		
		Today's Top Time	2'07.920	163.818 km/h

No	35 (Driver3)	Best Time		km/h
Name	Yuki SUGIYAMA	Total Time		Laps
Team	Sofukai Honda Suzuka RT	Average Lap Time		
Type	CBR1000RR-R	Today's Rank		
		Today's Top Time	2'07.920	163.818 km/h

Lap	Passing Time	Lap Time	Sec1	Sec2	Sec3	Sec4	km/h	Driver No
1.	7'30.736			26.607	56.257	25.731	289.901	0
2.	9'45.938	2'15.202 (12)	37.564	23.453	49.447	24.738	293.779	0
3.	12'00.210	2'14.272 (11)	36.376	22.968	50.103	24.825	293.779	0
4.	14'12.414	2'12.204 (9)	36.432	22.710	48.724	24.338	293.779	0
5.	16'23.370	2'10.956 (5)	35.869	22.468	48.431	24.188	289.901	0
6.	18'34.734	2'11.364 (7)	35.846	22.298	48.570	24.650	296.757	0
7.	20'44.828	B 2'10.094 (1)	35.666	22.260	48.158	24.010	295.758	0
8.	22'55.927	2'11.099 (6)	35.900	22.432	48.386	24.381	296.757	0
9.	30'57.686	8'01.759 (13)	39.678	24.534	51.252	25.223	294.765	0
10.	33'10.008	2'12.322 (10)	36.349	22.772	48.709	24.492	294.765	0
11.	35'20.730	2'10.722 (4)	35.680	22.366	48.636	24.040	297.763	0
12.	37'31.341	2'10.611 (3)	35.664	22.851	48.197	23.899	296.757	0
13.	39'42.816	2'11.475 (8)	36.608	22.314	48.323	24.230	293.779	0
14.	41'53.268	2'10.452 (2)	35.803	22.400	48.178	24.071	294.765	0



NGK SPARK PLUGS

SUZUKA 2&4 RACE



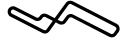
予選・決勝 SAT 決勝 SUN

4/22-23

2023 MFJ全日本ロードレース選手権シリーズ 第2戦

JSB1000 特別スポーツ走行 B Gr. 2回目

2023 / 4 / 20 :



SUZUKA CIRCUIT

個別ラップ表

Weather :Fine

Track :Dry

Full Course 2-Wheels(5,821m)

No	37	Best Time	2'07.920	163.818 km/h
Name	津田 拓也 Takuya TSUDA	Total Time	40'07.009	13 Laps
Team	AutoRace Ube Racing Team	Average Lap Time	3'08.930	
Type	GSX-R1000R	Today's Rank	1 / 23	
		Today's Top Time	2'07.920	163.818 km/h
No	37 (Driver1)	Best Time	2'07.920	163.818 km/h
Name	津田 拓也 Takuya TSUDA	Total Time	21'24.523	6 Laps
Team	AutoRace Ube Racing Team	Average Lap Time	3'10.603	
Type	GSX-R1000R	Today's Rank	1 / 4	
		Today's Top Time	2'07.920	163.818 km/h
No	37 (Driver2)	Best Time		km/h
Name	津田 拓也	Total Time		Laps
Team	AutoRace Ube Racing Team	Average Lap Time		
Type	GSX-R1000R	Today's Rank		
		Today's Top Time	2'07.920	163.818 km/h
No	37 (Driver3)	Best Time		km/h
Name	Takuya TSUDA	Total Time		Laps
Team	AutoRace Ube Racing Team	Average Lap Time		
Type	GSX-R1000R	Today's Rank		
		Today's Top Time	2'07.920	163.818 km/h

Lap	Passing Time	Lap Time	Sec1	Sec2	Sec3	Sec4	km/h	Driver No
1.	2'19.838			23.213	49.635	25.517	273.645	0
2.	4'31.655	2'11.817 (8)	36.631	22.989	48.017	24.180	293.779	0
3.	6'40.952	2'09.297 (3)	35.675	21.938	47.472	24.212	295.758	0
4.	9'07.014	2'26.062 (9)	35.501	21.882	49.218	39.461	285.195	0
5.	14'23.620	5'16.606 (10)	3'41.312	22.983	48.560	23.751	288.947	0
6.	16'32.997	2'09.377 (4)	35.678	21.820	47.658	24.221	287.059	0
7.	18'42.486	2'09.489 (5)	35.531	22.239	47.727	23.992	290.861	0
8.	24'13.992	5'31.506 (11)	39.144	23.134	48.504	23.982	289.901	1
9.	26'23.745	2'09.753 (7)	35.669	22.008	48.490	23.586	291.827	1
10.	28'32.129	2'08.384 (2)	35.317	21.950	47.391	23.726	293.779	1
11.	30'40.049	B 2'07.920 (1)	35.236	21.664	47.569	23.451	290.861	1
12.	37'57.343	7'17.294 (12)	40.201	22.749	48.604	23.726	290.861	1
13.	40'07.009	2'09.666 (6)	35.618	21.846	48.606	23.596	291.827	1



NGK SPARK PLUGS

SUZUKA 2&4 RACE



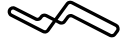
予選・決勝 SAT 決勝 SUN

4/22-23

2023 MFJ全日本ロードレース選手権シリーズ 第2戦

JSB1000 特別スポーツ走行 B Gr. 2回目

2023 / 4 / 20 :



SUZUKA CIRCUIT

個別ラップ表

Weather :Fine

Full Course 2-Wheels(5,821m)

Track :Dry

No	43	Best Time	2'09.067	162.362 km/h
Name	中山 耀介 Yousuke NAKAYAMA	Total Time	41'25.050	16 Laps
Team	ITO RACING BORG CUSTOM	Average Lap Time	2'36.353	
Type	YZF-R1	Today's Rank	4 / 23	
		Today's Top Time	2'07.920	163.818 km/h

No	43 (Driver1)	Best Time		km/h
Name		Total Time		Laps
Team	ITO RACING BORG CUSTOM	Average Lap Time		
Type	YZF-R1	Today's Rank		
		Today's Top Time	2'07.920	163.818 km/h

No	43 (Driver2)	Best Time		km/h
Name	中山 耀介	Total Time		Laps
Team	ITO RACING BORG CUSTOM	Average Lap Time		
Type	YZF-R1	Today's Rank		
		Today's Top Time	2'07.920	163.818 km/h

No	43 (Driver3)	Best Time		km/h
Name	Yousuke NAKAYAMA	Total Time		Laps
Team	ITO RACING BORG CUSTOM	Average Lap Time		
Type	YZF-R1	Today's Rank		
		Today's Top Time	2'07.920	163.818 km/h

Lap	Passing Time	Lap Time	Sec1	Sec2	Sec3	Sec4	km/h	Driver No
1.	2'19.749			24.070	49.805	25.578	279.745	0
2.	4'33.277	2'13.528 (10)	36.963	23.095	48.734	24.736	292.800	0
3.	6'45.152	2'11.875 (8)	36.052	22.227	48.440	25.156	282.444	0
4.	8'55.796	2'10.644 (4)	35.985	22.217	48.340	24.102	287.059	0
5.	11'25.611	Pit						
6.	17'37.602	2'29.815 (13)	36.210	22.761	49.119	41.725	277.975	0
7.	19'53.501	6'11.991 (15)	4'33.815	24.266	49.627	24.283	284.272	0
8.	22'02.568	2'15.899 (11)	41.190	22.696	48.000	24.013	288.000	0
9.	24'15.083	B 2'09.067 (1)	35.758	21.907	47.579	23.823	288.000	0
10.	26'25.367	2'12.515 (9)	35.882	22.361	49.999	24.273	244.000	0
11.	28'35.404	2'10.284 (3)	35.569	21.988	48.819	23.908	291.827	0
12.	30'58.649	2'10.037 (2)	35.807	21.917	48.287	24.026	291.827	0
13.	34'51.744	2'23.245 (12)	35.893	21.965	49.556	35.831	274.500	0
14.	37'03.173	Pit						
15.	39'14.389	3'53.095 (14)	2'17.237	22.674	48.820	24.364	286.124	0
16.	41'25.050	2'11.429 (7)	36.373	22.344	48.437	24.275	285.195	0
		2'11.216 (6)	36.006	22.221	48.336	24.653	286.124	0
		2'10.661 (5)	36.154	22.183	48.153	24.171	287.059	0



NGK SPARK PLUGS

SUZUKA 2&4 RACE



予選・決勝 SAT 決勝 SUN

4/22-23

2023 MFJ全日本ロードレース選手権シリーズ 第2戦

JSB1000 特別スポーツ走行 B Gr. 2回目

2023 / 4 / 20 :

SUZUKA CIRCUIT
Full Course 2-Wheels(5,821m)

個別ラップ表

Weather :Fine
Track :Dry

No	45	Best Time	2'16.408	153.624 km/h
Name	岡田 寛正 Hiromasa OKADA	Total Time	36'38.823	11 Laps
Team	HondaBlueHelmetsMSCKumamoto	Average Lap Time	3'24.658	
Type	CBR1000RR-R	Today's Rank	21 / 23	
		Today's Top Time	2'07.920	163.818 km/h

No	45 (Driver1)	Best Time		km/h
Name		Total Time		Laps
Team	HondaBlueHelmetsMSCKumamoto	Average Lap Time		
Type	CBR1000RR-R	Today's Rank		
		Today's Top Time	2'07.920	163.818 km/h

No	45 (Driver2)	Best Time		km/h
Name	岡田 寛正	Total Time		Laps
Team	HondaBlueHelmetsMSCKumamoto	Average Lap Time		
Type	CBR1000RR-R	Today's Rank		
		Today's Top Time	2'07.920	163.818 km/h

No	45 (Driver3)	Best Time		km/h
Name	Hiromasa OKADA	Total Time		Laps
Team	HondaBlueHelmetsMSCKumamoto	Average Lap Time		
Type	CBR1000RR-R	Today's Rank		
		Today's Top Time	2'07.920	163.818 km/h

Lap	Passing Time	Lap Time	Sec1	Sec2	Sec3	Sec4	km/h	Driver No
1.	2'32.243			25.370	52.192	26.315	273.645	0
2.	4'51.158	2'18.915 (6)	39.301	23.611	50.465	25.538	285.195	0
3.	7'07.566	B 2'16.408 (1)	37.632	23.187	50.235	25.354	286.124	0
4.	9'23.993	2'16.427 (2)	37.492	23.305	50.121	25.509	273.645	0
5.	11'40.503	2'16.510 (3)	37.406	23.347	50.257	25.500	284.272	0
6.	21'47.681	10'07.178 (10)	38.713	25.348	53.049	27.159	279.745	0
7.	24'09.267	2'21.586 (7)	39.838	24.422	51.327	25.999	280.639	0
8.	26'27.752	2'18.485 (5)	37.978	23.804	51.161	25.542	281.538	0
9.	28'45.510	2'17.758 (4)	38.072	23.564	50.419	25.703	283.355	0
10.	34'16.697	5'31.187 (9)	39.388	25.125	52.490	27.440	268.624	0
11.	36'38.823	2'22.126 (8)	39.289	24.413	51.867	26.557	277.975	0



NGK SPARK PLUGS

SUZUKA 2&4 RACE



予選・決勝 SAT 決勝 SUN

4/22-23

2023 MFJ全日本ロードレース選手権シリーズ 第2戦

JSB1000 特別スポーツ走行 B Gr. 2回目

2023 / 4 / 20 :



SUZUKA CIRCUIT

個別ラップ表

Weather :Fine

Track :Dry

Full Course 2-Wheels(5,821m)

No	47	Best Time	2'15.574	154.569 km/h
Name	松永 修 Osamu MATSUNAGA	Total Time	9'44.179	4 Laps
Team	TEAM MATSUNAGA KDC&YSP NAGOYAKITA	Average Lap Time	2'15.965	
Type	YZF-R1	Today's Rank	19 / 23	
		Today's Top Time	2'07.920	163.818 km/h

No	47 (Driver1)	Best Time		km/h
Name		Total Time		Laps
Team	TEAM MATSUNAGA KDC&YSP NAGOYAKITA	Average Lap Time		
Type	YZF-R1	Today's Rank		
		Today's Top Time	2'07.920	163.818 km/h

No	47 (Driver2)	Best Time		km/h
Name	松永 修	Total Time		Laps
Team	TEAM MATSUNAGA KDC&YSP NAGOYAKITA	Average Lap Time		
Type	YZF-R1	Today's Rank		
		Today's Top Time	2'07.920	163.818 km/h

No	47 (Driver3)	Best Time		km/h
Name	Osamu MATSUNAGA	Total Time		Laps
Team	TEAM MATSUNAGA KDC&YSP NAGOYAKITA	Average Lap Time		
Type	YZF-R1	Today's Rank		
		Today's Top Time	2'07.920	163.818 km/h

Lap	Passing Time	Lap Time	Sec1	Sec2	Sec3	Sec4	km/h	Driver No
				23.827	50.527	25.378	282.444	0
1.	2'56.283	B 2'15.574 (1)	37.332	23.250	49.677	25.315	286.124	0
2.	5'11.857	2'15.875 (2)	37.219	23.270	50.183	25.203	283.355	0
3.	7'27.732	2'16.447 (3)	37.462	23.266	50.026	25.693	285.195	0
4.	9'44.179							



NGK SPARK PLUGS

SUZUKA 2&4 RACE



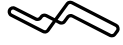
予選・決勝 SAT 決勝 SUN

4/22-23

2023 MFJ全日本ロードレース選手権シリーズ 第2戦

JSB1000 特別スポーツ走行 B Gr. 2回目

2023 / 4 / 20 :



SUZUKA CIRCUIT

個別ラップ表

Weather :Fine

Full Course 2-Wheels(5,821m)

Track :Dry

No	49	Best Time	2'15.918	154.178 km/h
Name	西中 綱 Tsuna NISHINAKA	Total Time	34'50.652	10 Laps
Team	MOTORCYCLES#27	Average Lap Time	3'35.272	
Type	CBR1000RR-R	Today's Rank	20 / 23	
		Today's Top Time	2'07.920	163.818 km/h

No	49 (Driver1)	Best Time		km/h
Name	西中 綱 Tsuna NISHINAKA	Total Time		Laps
Team	MOTORCYCLES#27	Average Lap Time		
Type	CBR1000RR-R	Today's Rank		
		Today's Top Time	2'07.920	163.818 km/h

No	49 (Driver2)	Best Time		km/h
Name	西中 綱	Total Time		Laps
Team	MOTORCYCLES#27	Average Lap Time		
Type	CBR1000RR-R	Today's Rank		
		Today's Top Time	2'07.920	163.818 km/h

No	49 (Driver3)	Best Time		km/h
Name	Tsuna NISHINAKA	Total Time		Laps
Team	MOTORCYCLES#27	Average Lap Time		
Type	CBR1000RR-R	Today's Rank		
		Today's Top Time	2'07.920	163.818 km/h

Lap	Passing Time	Lap Time	Sec1	Sec2	Sec3	Sec4	km/h	Driver No
1.	2'33.197			25.164	51.203	26.010	275.361	0
2.	4'51.906	2'18.709 (6)	38.565	23.640	50.386	26.118	271.111	0
3.	7'08.616	2'16.710 (3)	37.818	23.392	50.231	25.269	276.226	0
4.	9'24.534	B 2'15.918 (1)	37.467	23.290	49.954	25.207	279.745	0
5.	11'40.887	2'16.353 (2)	37.537	23.098	50.156	25.562	279.745	0
6.	23'30.948	11'50.061 (9)	39.781	23.802	50.559	25.012	278.857	0
7.	25'48.102	2'17.154 (5)	38.150	23.449	50.316	25.239	281.538	0
8.	28'28.669	2'40.567 (7)	37.806	23.385	52.830	46.546	209.642	0
9.	32'33.591	4'04.922 (8)	2'24.461	23.845	51.440	25.176	277.098	0
10.	34'50.652	2'17.061 (4)	38.002	23.384	50.507	25.168	281.538	0



NGK SPARK PLUGS

SUZUKA 2&4 RACE



予選・決勝 SAT 決勝 SUN

4/22-23

2023 MFJ全日本ロードレース選手権シリーズ 第2戦

JSB1000 特別スポーツ走行 B Gr. 2回目

2023 / 4 / 20 :



SUZUKA CIRCUIT

個別ラップ表

Weather :Fine

Track :Dry

Full Course 2-Wheels(5,821m)

No	51	Best Time	2'12.044	158.702 km/h
Name	柴田 義将 Yoshimasa SHIBATA	Total Time	38'21.015	11 Laps
Team	Taira Promote Racing	Average Lap Time	3'35.684	
Type	YZF-R1	Today's Rank	11 / 23	
		Today's Top Time	2'07.920	163.818 km/h

No	51 (Driver1)	Best Time		km/h
Name		Total Time		Laps
Team	Taira Promote Racing	Average Lap Time		
Type	YZF-R1	Today's Rank		
		Today's Top Time	2'07.920	163.818 km/h

No	51 (Driver2)	Best Time		km/h
Name	柴田 義将	Total Time		Laps
Team	Taira Promote Racing	Average Lap Time		
Type	YZF-R1	Today's Rank		
		Today's Top Time	2'07.920	163.818 km/h

No	51 (Driver3)	Best Time		km/h
Name	Yoshimasa SHIBATA	Total Time		Laps
Team	Taira Promote Racing	Average Lap Time		
Type	YZF-R1	Today's Rank		
		Today's Top Time	2'07.920	163.818 km/h

Lap	Passing Time	Lap Time	Sec1	Sec2	Sec3	Sec4	km/h	Driver No
				23.569	50.288	25.117	286.124	0
1.	2'24.172							
		2'14.857 (7)	37.191	23.025	49.852	24.789	285.195	0
2.	4'39.029							
		2'12.561 (2)	36.582	22.580	48.727	24.672	286.124	0
3.	6'51.590							
		B 2'12.044 (1)	36.657	22.284	48.407	24.696	284.272	0
4.	9'03.634							
		12'15.761 (10)	38.350	23.478	52.228	25.067	279.745	0
5.	21'19.395							
		2'13.429 (5)	36.833	22.680	49.062	24.854	281.538	0
6.	23'32.824							
		5'34.508 (9)	39.939	27.406	49.771	24.926	279.745	0
7.	29'07.332							
		2'12.592 (3)	36.410	22.460	49.015	24.707	284.272	0
8.	31'19.924							
		2'13.590 (6)	36.770	22.760	49.318	24.742	281.538	0
9.	33'33.514							
		2'12.974 (4)	36.676	22.607	48.888	24.803	281.538	0
10.	35'46.488							
		2'34.527 (8)	36.407	22.318	54.030	41.772	188.094	0
11.	38'21.015	Pit						



NGK SPARK PLUGS

SUZUKA 2&4 RACE



予選・決勝 SAT 決勝 SUN

4/22-23

2023 MFJ全日本ロードレース選手権シリーズ 第2戦

JSB1000 特別スポーツ走行 B Gr. 2回目

2023 / 4 / 20 :



SUZUKA CIRCUIT

個別ラップ表

Weather :Fine

Track :Dry

Full Course 2-Wheels(5,821m)

No	53	Best Time	2'17.129	152.817 km/h
Name	前川 崇 Takashi MAEKAWA	Total Time	31'04.759	8 Laps
Team	GESUNDHEIT Racing	Average Lap Time	3'49.975	
Type	CBR1000RR-R	Today's Rank	22 / 23	
		Today's Top Time	2'07.920	163.818 km/h

No	53 (Driver1)	Best Time		km/h
Name		Total Time		Laps
Team	GESUNDHEIT Racing	Average Lap Time		
Type	CBR1000RR-R	Today's Rank		
		Today's Top Time	2'07.920	163.818 km/h

No	53 (Driver2)	Best Time		km/h
Name	前川 崇	Total Time		Laps
Team	GESUNDHEIT Racing	Average Lap Time		
Type	CBR1000RR-R	Today's Rank		
		Today's Top Time	2'07.920	163.818 km/h

No	53 (Driver3)	Best Time		km/h
Name	Takashi MAEKAWA	Total Time		Laps
Team	GESUNDHEIT Racing	Average Lap Time		
Type	CBR1000RR-R	Today's Rank		
		Today's Top Time	2'07.920	163.818 km/h

Lap	Passing Time	Lap Time	Sec1	Sec2	Sec3	Sec4	km/h	Driver No
1.	4'14.931			24.500	52.206	26.346	274.500	0
2.	6'33.962	2'19.031 (4)	38.434	23.824	50.977	25.796	279.745	0
3.	8'53.315	2'19.353 (5)	38.359	23.762	51.066	26.166	266.182	0
4.	18'16.082	9'22.767 (7)	38.669	24.394	51.292	25.918	278.857	0
5.	20'34.344	2'18.262 (3)	37.905	23.663	51.146	25.548	280.639	0
6.	22'52.239	2'17.895 (2)	37.864	23.761	50.632	25.638	282.444	0
7.	25'09.368	B 2'17.129 (1)	37.920	23.476	50.359	25.374	284.272	0
8.	31'04.759 Pit	5'55.391 (6)	39.762	29.188	1'04.530	39.979	198.733	0



NGK SPARK PLUGS

SUZUKA 2&4 RACE



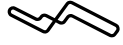
予選・決勝 SAT 決勝 SUN

4/22-23

2023 MFJ全日本ロードレース選手権シリーズ 第2戦

JSB1000 特別スポーツ走行 B Gr. 2回目

2023 / 4 / 20 :



SUZUKA CIRCUIT

個別ラップ表

Weather :Fine

Track :Dry

Full Course 2-Wheels(5,821m)

No	55	Best Time	2'09.943	161.268 km/h
Name	荒川 晃大 Kota ARAKAWA	Total Time	40'57.824	14 Laps
Team	MOTO BUM HONDA	Average Lap Time	2'58.447	
Type	CBR1000RR-R	Today's Rank	6 / 23	
		Today's Top Time	2'07.920	163.818 km/h
No	55 (Driver1)	Best Time		km/h
Name	荒川 晃大 Kota ARAKAWA	Total Time		Laps
Team	MOTO BUM HONDA	Average Lap Time		
Type	CBR1000RR-R	Today's Rank		
		Today's Top Time	2'07.920	163.818 km/h
No	55 (Driver2)	Best Time		km/h
Name	荒川 晃大	Total Time		Laps
Team	MOTO BUM HONDA	Average Lap Time		
Type	CBR1000RR-R	Today's Rank		
		Today's Top Time	2'07.920	163.818 km/h
No	55 (Driver3)	Best Time		km/h
Name	Kota ARAKAWA	Total Time		Laps
Team	MOTO BUM HONDA	Average Lap Time		
Type	CBR1000RR-R	Today's Rank		
		Today's Top Time	2'07.920	163.818 km/h

Lap	Passing Time	Lap Time	Sec1	Sec2	Sec3	Sec4	km/h	Driver No
				23.297	49.491	24.383	288.000	0
1.	2'18.005							
		2'10.843 (9)	36.045	22.333	48.480	23.985	291.827	0
2.	4'28.848							
		2'10.212 (3)	35.898	22.197	48.129	23.988	292.800	0
3.	6'39.060							
		2'11.665 (10)	35.852	22.199	49.171	24.443	288.000	0
4.	8'50.725							
		2'10.828 (8)	36.017	22.112	48.460	24.239	288.000	0
5.	11'01.553							
		9'42.967 (13)	36.736	24.339	49.825	25.097	288.947	0
6.	20'44.520							
		2'10.236 (4)	35.965	22.151	48.123	23.997	293.779	0
7.	22'54.756							
		2'10.504 (6)	35.868	22.252	48.313	24.071	292.800	0
8.	25'05.260							
		2'15.072 (11)	37.838	23.232	49.013	24.989	291.827	0
9.	27'20.332							
		2'10.687 (7)	36.031	22.277	48.171	24.208	293.779	0
10.	29'31.019							
		4'56.352 (12)	37.329	23.481	49.186	24.246	292.800	0
11.	34'27.371							
		2'10.301 (5)	35.958	22.104	48.142	24.097	296.757	0
12.	36'37.672							
		B 2'09.943 (1)	35.777	22.166	48.090	23.910	294.765	0
13.	38'47.615							
		2'10.209 (2)	35.912	22.158	47.985	24.154	296.757	0
14.	40'57.824							



NGK SPARK PLUGS

SUZUKA 2&4 RACE



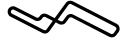
予選・決勝 SAT 決勝 SUN

4/22-23

2023 MFJ全日本ロードレース選手権シリーズ 第2戦

JSB1000 特別スポーツ走行 B Gr. 2回目

2023 / 4 / 20 :



SUZUKA CIRCUIT

個別ラップ表

Weather :Fine

Track :Dry

Full Course 2-Wheels(5,821m)

No	57	Best Time	2'13.084	157.461 km/h
Name	長谷川 修大 Shudai HASEGAWA	Total Time	40'09.159	13 Laps
Team	Team de"LIGHT	Average Lap Time	3'04.161	
Type	Panigale V4R	Today's Rank	13 / 23	
		Today's Top Time	2'07.920	163.818 km/h
No	57 (Driver1)	Best Time		km/h
Name		Total Time		Laps
Team	Team de"LIGHT	Average Lap Time		
Type	Panigale V4R	Today's Rank		
		Today's Top Time	2'07.920	163.818 km/h
No	57 (Driver2)	Best Time		km/h
Name	長谷川 修大	Total Time		Laps
Team	Team de"LIGHT	Average Lap Time		
Type	Panigale V4R	Today's Rank		
		Today's Top Time	2'07.920	163.818 km/h
No	57 (Driver3)	Best Time		km/h
Name	Shudai HASEGAWA	Total Time		Laps
Team	Team de"LIGHT	Average Lap Time		
Type	Panigale V4R	Today's Rank		
		Today's Top Time	2'07.920	163.818 km/h

Lap	Passing Time	Lap Time	Sec1	Sec2	Sec3	Sec4	km/h	Driver No
1.	3'19.227			24.058	50.750	25.832	286.124	0
2.	5'34.778	2'15.551 (7)	37.471	22.968	49.697	25.415	289.901	0
3.	7'50.014	2'15.236 (6)	37.397	23.135	49.563	25.141	288.000	0
4.	10'03.842	2'13.828 (4)	36.752	22.858	49.306	24.912	289.901	0
5.	16'02.037	5'58.195 (12)	40.483	23.578	50.067	25.342	286.124	0
6.	18'16.707	2'14.670 (5)	37.136	23.005	49.351	25.178	282.444	0
7.	20'51.318	2'34.611 (9)	37.691	23.397	51.459	42.064	246.050	0
8.	26'15.159	5'23.841 (11)	3'45.908	23.134	49.702	25.097	288.000	0
9.	28'28.243	B 2'13.084 (1)	36.749	22.698	49.012	24.625	292.800	0
10.	30'55.265	2'27.022 (8)	36.565	22.714	1'02.501	25.242	288.947	0
11.	33'08.485	2'13.220 (3)	36.579	22.794	49.013	24.834	292.800	0
12.	35'21.575	2'13.090 (2)	36.469	22.849	48.831	24.941	292.800	0
13.	40'09.159	4'47.584 (10)	37.754	23.154	49.859	25.220	290.861	0



NGK SPARK PLUGS

SUZUKA 2&4 RACE



予選・決勝 SAT 決勝 SUN

4/22-23

2023 MFJ全日本ロードレース選手権シリーズ 第2戦

JSB1000 特別スポーツ走行 B Gr. 2回目

2023 / 4 / 20 :



SUZUKA CIRCUIT

個別ラップ表

Weather :Fine

Track :Dry

Full Course 2-Wheels(5,821m)

No	61	Best Time	2'10.017	161.176 km/h
Name	Andi Farid Izdihar Andi Farid Izdihar	Total Time	40'14.727	15 Laps
Team	Honda Asia-Dream Racing with SHOWA	Average Lap Time	2'42.304	
Type	CBR1000RR-R	Today's Rank	7 / 23	
		Today's Top Time	2'07.920	163.818 km/h
No	61 (Driver1)	Best Time		km/h
Name		Total Time		Laps
Team	Honda Asia-Dream Racing with SHOWA	Average Lap Time		
Type	CBR1000RR-R	Today's Rank		
		Today's Top Time	2'07.920	163.818 km/h
No	61 (Driver2)	Best Time		km/h
Name	Andi Farid Izdihar	Total Time		Laps
Team	Honda Asia-Dream Racing with SHOWA	Average Lap Time		
Type	CBR1000RR-R	Today's Rank		
		Today's Top Time	2'07.920	163.818 km/h
No	61 (Driver3)	Best Time		km/h
Name	Andi Farid Izdihar	Total Time		Laps
Team	Honda Asia-Dream Racing with SHOWA	Average Lap Time		
Type	CBR1000RR-R	Today's Rank		
		Today's Top Time	2'07.920	163.818 km/h

Lap	Passing Time	Lap Time	Sec1	Sec2	Sec3	Sec4	km/h	Driver No
				23.655	49.950	25.158	286.124	0
1.	2'22.463							
		2'11.869 (8)	36.218	22.563	48.287	24.801	293.779	0
2.	4'34.332							
		2'12.126 (10)	36.360	22.670	48.658	24.438	295.758	0
3.	6'46.458							
		2'10.318 (2)	35.979	22.383	47.984	23.972	299.795	0
4.	8'56.776							
		2'11.120 (6)	35.959	22.366	48.637	24.158	294.765	0
5.	11'07.896							
		2'10.631 (4)	35.923	22.405	48.309	23.994	294.765	0
6.	13'18.527							
		2'10.382 (3)	35.917	22.395	48.152	23.918	294.765	0
7.	15'28.909							
		9'19.805 (14)	37.497	23.439	53.548	25.829	289.901	0
8.	24'48.714							
		2'11.995 (9)	36.564	22.689	48.596	24.146	297.763	0
9.	27'00.709							
		2'12.635 (11)	36.072	22.569	48.503	25.491	291.827	0
10.	29'13.344							
		2'10.912 (5)	36.056	22.358	48.348	24.150	299.795	0
11.	31'24.256							
		2'14.868 (13)	37.619	23.539	49.723	23.987	297.763	0
12.	33'39.124							
		2'13.730 (12)	36.630	23.001	49.938	24.161	295.758	0
13.	35'52.854							
		2'11.856 (7)	36.054	22.620	48.377	24.805	295.758	0
14.	38'04.710							
		B 2'10.017 (1)	35.810	22.367	47.919	23.921	299.795	0
15.	40'14.727							



NGK SPARK PLUGS

SUZUKA 2&4 RACE



予選・決勝 SAT 決勝 SUN

4/22-23

2023 MFJ全日本ロードレース選手権シリーズ 第2戦

JSB1000 特別スポーツ走行 B Gr. 2回目

2023 / 4 / 20 :



SUZUKA CIRCUIT

個別ラップ表

Weather :Fine

Full Course 2-Wheels(5,821m)

Track :Dry

No	65	Best Time	2'15.364	154.809 km/h
Name	武田 数馬 Kazuma TAKEDA	Total Time	41'19.169	11 Laps
Team	Hamamatsu Team TITAN	Average Lap Time	3'53.275	
Type	GSX-R1000R	Today's Rank	17 / 23	
		Today's Top Time	2'07.920	163.818 km/h

No	65 (Driver1)	Best Time		km/h
Name		Total Time		Laps
Team	Hamamatsu Team TITAN	Average Lap Time		
Type	GSX-R1000R	Today's Rank		
		Today's Top Time	2'07.920	163.818 km/h

No	65 (Driver2)	Best Time		km/h
Name	武田 数馬	Total Time		Laps
Team	Hamamatsu Team TITAN	Average Lap Time		
Type	GSX-R1000R	Today's Rank		
		Today's Top Time	2'07.920	163.818 km/h

No	65 (Driver3)	Best Time		km/h
Name	Kazuma TAKEDA	Total Time		Laps
Team	Hamamatsu Team TITAN	Average Lap Time		
Type	GSX-R1000R	Today's Rank		
		Today's Top Time	2'07.920	163.818 km/h

Lap	Passing Time	Lap Time	Sec1	Sec2	Sec3	Sec4	km/h	Driver No
				23.457	50.067	24.850	284.272	0
1.	2'26.418							
		2'15.417 (2)	37.531	23.140	49.949	24.797	286.124	0
2.	4'41.835							
		2'16.084 (5)	37.469	23.022	50.569	25.024	283.355	0
3.	6'57.919							
		B 2'15.364 (1)	37.429	23.090	49.877	24.968	281.538	0
4.	9'13.283							
		9'33.838 (10)	38.388	23.719	50.396	25.005	281.538	0
5.	18'47.121							
		6'08.164 (8)	37.575	23.497	50.250	25.065	283.355	0
6.	24'55.285							
		2'16.022 (4)	37.576	23.184	50.304	24.958	287.059	0
7.	27'11.307							
		2'35.066 (6)	37.670	23.274	50.637	43.485	262.209	0
8.	29'46.373	Pit						
		6'36.592 (9)	4'58.189	23.269	50.097	25.037	283.355	0
9.	36'22.965							
		2'40.294 (7)	1'01.638	23.483	50.353	24.820	284.272	0
10.	39'03.259							
		2'15.910 (3)	37.804	22.959	50.134	25.013	283.355	0
11.	41'19.169							



NGK SPARK PLUGS

SUZUKA 2&4 RACE



予選・決勝 SAT 決勝 SUN

4/22-23

2023 MFJ全日本ロードレース選手権シリーズ 第2戦

JSB1000 特別スポーツ走行 B Gr. 2回目

2023 / 4 / 20



SUZUKA CIRCUIT

個別ラップ表

Weather :Fine

Track :Dry

Full Course 2-Wheels(5,821m)

No	67	Best Time	2'08.973	162.481 km/h
Name	井手 翔太 Shota ITE	Total Time	40'55.256	15 Laps
Team	AKENO SPEED・YSP OSAKA MINOH	Average Lap Time	2'45.427	
Type	YZF-R1	Today's Rank	3 / 23	
		Today's Top Time	2'07.920	163.818 km/h

No	67 (Driver1)	Best Time		km/h
Name		Total Time		Laps
Team	AKENO SPEED・YSP OSAKA MINOH	Average Lap Time		
Type	YZF-R1	Today's Rank		
		Today's Top Time	2'07.920	163.818 km/h

No	67 (Driver2)	Best Time		km/h
Name	井手 翔太	Total Time		Laps
Team	AKENO SPEED・YSP OSAKA MINOH	Average Lap Time		
Type	YZF-R1	Today's Rank		
		Today's Top Time	2'07.920	163.818 km/h

No	67 (Driver3)	Best Time		km/h
Name	Shota ITE	Total Time		Laps
Team	AKENO SPEED・YSP OSAKA MINOH	Average Lap Time		
Type	YZF-R1	Today's Rank		
		Today's Top Time	2'07.920	163.818 km/h

Lap	Passing Time	Lap Time	Sec1	Sec2	Sec3	Sec4	km/h	Driver No
1.	2'19.271			23.800	49.698	25.067	291.827	0
2.	4'31.434	2'12.163 (9)	36.718	22.616	48.315	24.514	292.800	0
3.	6'41.520	2'10.086 (6)	36.059	22.113	47.739	24.175	292.800	0
4.	8'51.358	2'09.838 (5)	35.754	21.925	47.868	24.291	293.779	0
5.	11'01.124	2'09.766 (3)	35.729	21.885	48.141	24.011	285.195	0
6.	17'38.521	6'37.397 (14)	36.242	24.108	50.181	24.321	285.195	0
7.	19'52.461	2'13.940 (11)	36.131	22.135	51.729	23.945	288.000	0
8.	22'01.582	2'09.121 (2)	35.716	21.861	47.710	23.834	287.059	0
9.	24'14.414	2'12.832 (10)	36.659	22.196	49.999	23.978	290.861	0
10.	26'24.988	2'10.574 (7)	35.626	21.884	49.179	23.885	289.901	0
11.	28'33.961	B 2'08.973 (1)	35.659	21.871	47.636	23.807	288.947	0
12.	34'19.008	5'45.047 (13)	36.619	23.093	49.043	24.345	287.059	0
13.	36'30.104	2'11.096 (8)	36.344	22.359	48.217	24.176	287.059	0
14.	38'39.888	2'09.784 (4)	35.838	22.022	47.967	23.957	288.000	0
15.	40'55.256	2'15.368 (12)	40.868	22.435	48.004	24.061	291.827	0



NGK SPARK PLUGS

SUZUKA 2&4 RACE



予選・決勝 SAT 決勝 SUN

4/22-23

2023 MFJ全日本ロードレース選手権シリーズ 第2戦

JSB1000 特別スポーツ走行 B Gr. 2回目

2023 / 4 / 20 :

SUZUKA CIRCUIT
Full Course 2-Wheels(5,821m)

個別ラップ表

Weather :Fine
Track :Dry

No	69	Best Time	2'11.759	159.045 km/h
Name	出口 修 Osamu DEGUCHI	Total Time	40'38.421	13 Laps
Team	MurayamaUnso.Honda Dream.KW	Average Lap Time	3'11.241	
Type	CBR1000RR-R	Today's Rank	10 / 23	
		Today's Top Time	2'07.920	163.818 km/h

No	69 (Driver1)	Best Time		km/h
Name		Total Time		Laps
Team	MurayamaUnso.Honda Dream.KW	Average Lap Time		
Type	CBR1000RR-R	Today's Rank		
		Today's Top Time	2'07.920	163.818 km/h

No	69 (Driver2)	Best Time		km/h
Name	出口 修	Total Time		Laps
Team	MurayamaUnso.Honda Dream.KW	Average Lap Time		
Type	CBR1000RR-R	Today's Rank		
		Today's Top Time	2'07.920	163.818 km/h

No	69 (Driver3)	Best Time		km/h
Name	Osamu DEGUCHI	Total Time		Laps
Team	MurayamaUnso.Honda Dream.KW	Average Lap Time		
Type	CBR1000RR-R	Today's Rank		
		Today's Top Time	2'07.920	163.818 km/h

Lap	Passing Time	Lap Time	Sec1	Sec2	Sec3	Sec4	km/h	Driver No
				23.732	49.858	25.409	278.857	0
1.	2'23.520							
		2'13.190 (5)	37.140	22.840	48.445	24.765	293.779	0
2.	4'36.710							
		2'12.500 (4)	36.857	22.574	48.614	24.455	288.947	0
3.	6'49.210							
		2'13.220 (6)	36.660	22.713	48.374	25.473	291.827	0
4.	9'02.430							
		2'35.608 (9)	40.246	23.866	51.926	39.570	241.319	0
5.	11'38.038	Pit						
		7'01.454 (11)	5'14.359	24.204	56.338	26.553	256.842	0
6.	18'39.492							
		2'14.958 (8)	37.836	23.062	49.325	24.735	285.195	0
7.	20'54.450							
		2'12.419 (2)	36.747	22.571	48.659	24.442	286.124	0
8.	23'06.869							
		2'14.820 (7)	37.558	23.680	48.948	24.634	284.272	0
9.	25'21.689							
		2'12.493 (3)	36.712	22.720	48.599	24.462	288.000	0
10.	27'34.182							
		2'38.018 (10)	39.973	24.197	56.241	37.607	244.000	0
11.	30'12.200	Pit						
		8'14.462 (12)	6'36.069	24.030	49.399	24.964	290.861	0
12.	38'26.662							
		B 2'11.759 (1)	36.245	22.936	48.327	24.251	288.000	0
13.	40'38.421							



NGK SPARK PLUGS

SUZUKA 2&4 RACE



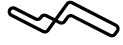
予選・決勝 SAT 決勝 SUN

4/22-23

2023 MFJ全日本ロードレース選手権シリーズ 第2戦

JSB1000 特別スポーツ走行 B Gr. 2回目

2023 / 4 / 20 :



SUZUKA CIRCUIT

個別ラップ表

Weather :Fine

Track :Dry

Full Course 2-Wheels(5,821m)

No	71	Best Time	2'13.900	156.502 km/h
Name	小島一浩 Kazuhiro KOJIMA	Total Time	42'02.259	13 Laps
Team	HondaRyokuyoukaiKumamotoRacing	Average Lap Time	3'17.293	
Type	CBR1000RR-R	Today's Rank	14 / 23	
		Today's Top Time	2'07.920	163.818 km/h

No	71 (Driver1)	Best Time		km/h
Name		Total Time		Laps
Team	HondaRyokuyoukaiKumamotoRacing	Average Lap Time		
Type	CBR1000RR-R	Today's Rank		
		Today's Top Time	2'07.920	163.818 km/h

No	71 (Driver2)	Best Time		km/h
Name	小島一浩	Total Time		Laps
Team	HondaRyokuyoukaiKumamotoRacing	Average Lap Time		
Type	CBR1000RR-R	Today's Rank		
		Today's Top Time	2'07.920	163.818 km/h

No	71 (Driver3)	Best Time		km/h
Name	Kazuhiro KOJIMA	Total Time		Laps
Team	HondaRyokuyoukaiKumamotoRacing	Average Lap Time		
Type	CBR1000RR-R	Today's Rank		
		Today's Top Time	2'07.920	163.818 km/h

Lap	Passing Time	Lap Time	Sec1	Sec2	Sec3	Sec4	km/h	Driver No
				24.944	52.055	25.727	291.827	0
1.	2'34.735	2'16.605 (10)	38.216	23.318	49.510	25.561	284.272	0
2.	4'51.340	2'14.394 (4)	37.172	22.926	49.385	24.911	296.757	0
3.	7'05.734	B 2'13.900 (1)	37.192	22.803	49.039	24.866	296.757	0
4.	9'19.634	2'14.579 (6)	37.337	23.017	49.270	24.955	296.757	0
5.	11'34.213	2'14.570 (5)	37.244	23.034	49.250	25.042	294.765	0
6.	13'48.783	8'20.510 (11)	38.482	23.850	50.303	25.222	288.000	0
7.	22'09.293	2'14.201 (3)	37.148	22.956	49.228	24.869	294.765	0
8.	24'23.494	2'14.053 (2)	36.994	22.857	49.198	25.004	293.779	0
9.	26'37.547	2'15.064 (7)	37.344	23.120	49.489	25.111	285.195	0
10.	28'52.611	8'38.241 (12)	39.397	23.789	49.332	25.090	292.800	0
11.	37'30.852	2'15.256 (8)	37.579	23.058	49.440	25.179	291.827	0
12.	39'46.108	2'16.151 (9)	37.335	23.526	49.951	25.339	285.195	0
13.	42'02.259							



NGK SPARK PLUGS

SUZUKA 2&4 RACE



予選・決勝 SAT 決勝 SUN

4/22-23

2023 MFJ全日本ロードレース選手権シリーズ 第2戦

JSB1000 特別スポーツ走行 B Gr. 2回目

2023 / 4 / 20 :



SUZUKA CIRCUIT

個別ラップ表

Weather :Fine

Track :Dry

Full Course 2-Wheels(5,821m)

No	73	Best Time	2'14.821	155.433 km/h
Name	遠藤 晃慶 Akiyoshi ENDO	Total Time	39'50.967	11 Laps
Team	IRF with AZURLANE4	Average Lap Time	3'43.415	
Type	YZF-R1	Today's Rank	15 / 23	
		Today's Top Time	2'07.920	163.818 km/h
No	73 (Driver1)	Best Time		km/h
Name		Total Time		Laps
Team	IRF with AZURLANE4	Average Lap Time		
Type	YZF-R1	Today's Rank		
		Today's Top Time	2'07.920	163.818 km/h
No	73 (Driver2)	Best Time		km/h
Name	遠藤 晃慶	Total Time		Laps
Team	IRF with AZURLANE4	Average Lap Time		
Type	YZF-R1	Today's Rank		
		Today's Top Time	2'07.920	163.818 km/h
No	73 (Driver3)	Best Time		km/h
Name	Akiyoshi ENDO	Total Time		Laps
Team	IRF with AZURLANE4	Average Lap Time		
Type	YZF-R1	Today's Rank		
		Today's Top Time	2'07.920	163.818 km/h

Lap	Passing Time	Lap Time	Sec1	Sec2	Sec3	Sec4	km/h	Driver No
				24.724	52.680	26.520	266.182	0
1.	2'36.812							
		2'17.515 (7)	37.632	23.304	50.984	25.595	283.355	0
2.	4'54.327							
		2'16.045 (5)	37.037	23.527	50.233	25.248	285.195	0
3.	7'10.372							
		4'24.316 (8)	37.533	23.331	50.811	25.215	281.538	0
4.	11'34.688							
		2'15.421 (3)	36.972	23.089	50.037	25.323	282.444	0
5.	13'50.109							
		2'15.330 (2)	37.076	23.065	50.097	25.092	280.639	0
6.	16'05.439							
		B 2'14.821 (1)	36.892	22.918	50.078	24.933	280.639	0
7.	18'20.260							
		12'06.964 (10)	41.919	23.714	51.386	25.640	278.857	0
8.	30'27.224							
		2'16.349 (6)	37.126	23.356	50.651	25.216	279.745	0
9.	32'43.573							
		4'51.751 (9)	38.458	23.734	50.782	25.364	280.639	0
10.	37'35.324							
		2'15.643 (4)	37.025	23.167	50.179	25.272	281.538	0
11.	39'50.967							



NGK SPARK PLUGS

SUZUKA 2&4 RACE



予選・決勝 SAT 決勝 SUN

4/22-23

2023 MFJ全日本ロードレース選手権シリーズ 第2戦

JSB1000 特別スポーツ走行 B Gr. 2回目

2023 / 4 / 20 :

SUZUKA CIRCUIT

個別ラップ表

Weather :Fine

Track :Dry

Full Course 2-Wheels(5,821m)

No	75	Best Time	2'15.380	154.791 km/h
Name	中島 陽向 Hinata NAKAJIMA	Total Time	35'54.165	11 Laps
Team	BIZENSEIKIKirimotoTechnoWorks2	Average Lap Time	3'21.176	
Type	Ninja ZX-10RR	Today's Rank	18 / 23	
		Today's Top Time	2'07.920	163.818 km/h
No	75 (Driver1)	Best Time		km/h
Name	中島 陽向 Hinata NAKAJIMA	Total Time		Laps
Team	BIZENSEIKIKirimotoTechnoWorks2	Average Lap Time		
Type	Ninja ZX-10RR	Today's Rank		
		Today's Top Time	2'07.920	163.818 km/h
No	75 (Driver2)	Best Time		km/h
Name	中島 陽向	Total Time		Laps
Team	BIZENSEIKIKirimotoTechnoWorks2	Average Lap Time		
Type	Ninja ZX-10RR	Today's Rank		
		Today's Top Time	2'07.920	163.818 km/h
No	75 (Driver3)	Best Time		km/h
Name	Hinata NAKAJIMA	Total Time		Laps
Team	BIZENSEIKIKirimotoTechnoWorks2	Average Lap Time		
Type	Ninja ZX-10RR	Today's Rank		
		Today's Top Time	2'07.920	163.818 km/h

Lap	Passing Time	Lap Time	Sec1	Sec2	Sec3	Sec4	km/h	Driver No
1.	2'22.404			23.903	51.000	25.648	271.111	0
2.	4'40.593	2'18.189 (7)	38.241	23.513	50.775	25.660	275.361	0
3.	6'58.246	2'17.653 (6)	38.026	23.446	50.483	25.698	280.639	0
4.	9'13.626	B 2'15.380 (1)	37.425	23.191	49.834	24.930	283.355	0
5.	11'30.612	2'16.986 (5)	38.092	23.518	50.178	25.198	283.355	0
6.	13'47.378	2'16.766 (4)	37.586	23.229	50.476	25.475	277.098	0
7.	22'18.266	8'30.888 (10)	39.087	23.838	51.026	25.488	278.857	0
8.	24'49.145	2'30.879 (8)	38.388	23.147	50.063	39.281	274.500	0
9.	31'21.621	6'32.476 (9)	4'52.445	23.723	50.396	25.912	279.745	0
10.	33'37.978	2'16.357 (3)	37.615	23.268	50.157	25.317	282.444	0
11.	35'54.165	2'16.187 (2)	37.661	23.003	50.198	25.325	278.857	0



NGK SPARK PLUGS

SUZUKA 2&4 RACE



予選・決勝 SAT 決勝 SUN

4/22-23

2023 MFJ全日本ロードレース選手権シリーズ 第2戦

JSB1000 特別スポーツ走行 B Gr. 2回目

2023 / 4 / 20 :



SUZUKA CIRCUIT

個別ラップ表

Weather :Fine

Track :Dry

Full Course 2-Wheels(5,821m)

No	79	Best Time	2'17.353	152.567 km/h
Name	本田 恵一 Keiichi HONDA	Total Time	40'42.858	7 Laps
Team	Honda soyukai Tochigi Racing	Average Lap Time	2'18.176	
Type	CBR1000RR-R	Today's Rank	23 / 23	
		Today's Top Time	2'07.920	163.818 km/h

No	79 (Driver1)	Best Time		km/h
Name		Total Time		Laps
Team	Honda soyukai Tochigi Racing	Average Lap Time		
Type	CBR1000RR-R	Today's Rank		
		Today's Top Time	2'07.920	163.818 km/h

No	79 (Driver2)	Best Time		km/h
Name	本田 恵一	Total Time		Laps
Team	Honda soyukai Tochigi Racing	Average Lap Time		
Type	CBR1000RR-R	Today's Rank		
		Today's Top Time	2'07.920	163.818 km/h

No	79 (Driver3)	Best Time		km/h
Name	Keiichi HONDA	Total Time		Laps
Team	Honda soyukai Tochigi Racing	Average Lap Time		
Type	CBR1000RR-R	Today's Rank		
		Today's Top Time	2'07.920	163.818 km/h

Lap	Passing Time	Lap Time	Sec1	Sec2	Sec3	Sec4	km/h	Driver No
1.	26'53.802			26.008	53.440	26.428	284.272	0
2.	29'13.244	2'19.442 (6)	38.586	24.184	50.964	25.708	288.947	0
3.	31'31.714	2'18.470 (5)	37.902	23.649	51.636	25.283	288.000	0
4.	33'49.521	2'17.807 (2)	38.037	23.696	50.500	25.574	288.947	0
5.	36'06.874	B 2'17.353 (1)	37.942	23.520	50.667	25.224	288.947	0
6.	38'24.846	2'17.972 (3)	38.116	23.825	50.465	25.566	288.947	0
7.	40'42.858	2'18.012 (4)	37.818	23.808	50.923	25.463	289.901	0



NGK SPARK PLUGS

SUZUKA 2&4 RACE



予選・決勝 SAT 決勝 SUN

4/22-23

2023 MFJ全日本ロードレース選手権シリーズ 第2戦

JSB1000 特別スポーツ走行 B Gr. 2回目

2023 / 4 / 20 :



SUZUKA CIRCUIT

個別ラップ表

Weather :Fine

Full Course 2-Wheels(5,821m)

Track :Dry

No	81	Best Time	2'15.229	154.964 km/h
Name	平野 ルナ Runa HIRANO	Total Time	42'03.252	15 Laps
Team	Dr Dry Racing with ACE CAFE.TMR	Average Lap Time	2'49.319	
Type	GSX-R1000R	Today's Rank	16 / 23	
		Today's Top Time	2'07.920	163.818 km/h

No	81 (Driver1)	Best Time		km/h
Name		Total Time		Laps
Team	Dr Dry Racing with ACE CAFE.TMR	Average Lap Time		
Type	GSX-R1000R	Today's Rank		
		Today's Top Time	2'07.920	163.818 km/h

No	81 (Driver2)	Best Time		km/h
Name	平野 ルナ	Total Time		Laps
Team	Dr Dry Racing with ACE CAFE.TMR	Average Lap Time		
Type	GSX-R1000R	Today's Rank		
		Today's Top Time	2'07.920	163.818 km/h

No	81 (Driver3)	Best Time		km/h
Name	Runa HIRANO	Total Time		Laps
Team	Dr Dry Racing with ACE CAFE.TMR	Average Lap Time		
Type	GSX-R1000R	Today's Rank		
		Today's Top Time	2'07.920	163.818 km/h

Lap	Passing Time	Lap Time	Sec1	Sec2	Sec3	Sec4	km/h	Driver No
				25.537	53.133	26.131	276.226	0
1.	2'32.774							
		2'17.154 (8)	38.388	23.528	50.006	25.232	281.538	0
2.	4'49.928							
		2'16.422 (5)	37.880	23.204	49.933	25.405	273.645	0
3.	7'06.350							
		2'15.587 (2)	37.579	23.130	49.600	25.278	281.538	0
4.	9'21.937							
		B 2'15.229 (1)	37.572	22.969	49.600	25.088	281.538	0
5.	11'37.166							
		2'38.335 (11)	39.662	24.193	54.904	39.576	232.381	0
6.	14'15.501	Pit						
		5'51.247 (14)	4'11.009	23.852	50.890	25.496	277.098	0
7.	20'06.748							
		2'16.551 (6)	37.656	23.471	50.131	25.293	281.538	0
8.	22'23.299							
		2'19.008 (10)	38.429	23.829	50.187	26.563	277.975	0
9.	24'42.307							
		2'50.487 (12)	44.961	25.197	1'00.052	40.277	204.279	0
10.	27'32.794	Pit						
		5'23.825 (13)	3'43.299	23.953	50.928	25.645	278.857	0
11.	32'56.619							
		2'16.851 (7)	37.907	23.386	50.300	25.258	278.857	0
12.	35'13.470							
		2'16.006 (3)	37.676	23.215	49.904	25.211	279.745	0
13.	37'29.476							
		2'16.091 (4)	37.462	23.160	50.030	25.439	279.745	0
14.	39'45.567							
		2'17.685 (9)	37.668	23.542	50.181	26.294	261.429	0
15.	42'03.252							