



NGK SPARK PLUGS

SUZUKA 2&4 RACE



予選・決勝 SAT 決勝 SUN

4/22-23

2023 MFJ全日本ロードレース選手権シリーズ 第2戦

JSB1000 ART走行(有料) A Gr.

2023 / 4 / 21 :

SUZUKA CIRCUIT  
Full Course 2-Wheels(5,821m)

個別ラップ表

Weather :Fine  
Track :Dry

No	1	Best Time	2'06.090	166.196 km/h
Name	中須賀 克行 Katsuyuki NAKASUGA	Total Time	40'25.232	15 Laps
Team	YAMAHA FACTORY RACING TEAM	Average Lap Time	2'42.837	
Type	YZF-R1	Today's Rank	1 / 11	
		Today's Top Time	2'06.090	166.196 km/h
No	1 (Driver1)	Best Time	2'06.090	166.196 km/h
Name	中須賀 克行 Katsuyuki NAKASUGA	Total Time	40'25.232	15 Laps
Team	YAMAHA FACTORY RACING TEAM	Average Lap Time	2'42.837	
Type	YZF-R1	Today's Rank	1 / 5	
		Today's Top Time	2'06.090	166.196 km/h
No	1 (Driver2)	Best Time		km/h
Name	中須賀 克行	Total Time		Laps
Team	YAMAHA FACTORY RACING TEAM	Average Lap Time		
Type	YZF-R1	Today's Rank		
		Today's Top Time	2'06.090	166.196 km/h
No	1 (Driver3)	Best Time		km/h
Name	Katsuyuki NAKASUGA	Total Time		Laps
Team	YAMAHA FACTORY RACING TEAM	Average Lap Time		
Type	YZF-R1	Today's Rank		
		Today's Top Time	2'06.090	166.196 km/h

Lap	Passing Time	Lap Time	Sec1	Sec2	Sec3	Sec4	km/h	Driver No
				24.033	50.251	24.789	296.757	1
1.	2'25.510							
		2'10.235 (10)	36.477	22.202	47.904	23.652	297.763	1
2.	4'35.745							
		2'08.535 (9)	35.264	21.753	47.888	23.630	295.758	1
3.	6'44.280							
		2'10.342 (11)	35.163	22.270	47.778	25.131	276.226	1
4.	8'54.622							
		2'07.318 (8)	35.147	22.011	46.686	23.474	290.861	1
5.	11'01.940							
		2'23.038 (12)	35.205	22.231	47.977	37.625	289.901	1
6.	13'24.978	Pit						
		5'29.116 (13)	3'55.030	22.346	48.032	23.708	295.758	1
7.	18'54.094							
		2'06.989 (6)	35.188	21.701	46.659	23.441	295.758	1
8.	21'01.083							
		<b>B 2'06.090</b> (1)	34.838	21.440	46.699	23.113	296.757	1
9.	23'07.173							
		2'06.442 (3)	34.861	21.354	46.942	23.285	296.757	1
10.	25'13.615							
		2'06.112 (2)	34.861	21.525	46.574	23.152	298.776	1
11.	27'19.727							
		6'45.228 (14)	39.102	22.087	47.351	23.397	295.758	1
12.	34'04.955							
		2'07.139 (7)	34.955	22.056	46.865	23.263	296.757	1
13.	36'12.094							
		2'06.683 (5)	34.842	21.690	46.766	23.385	297.763	1
14.	38'18.777							
		2'06.455 (4)	34.688	21.552	46.869	23.346	295.758	1
15.	40'25.232							



NGK SPARK PLUGS

SUZUKA 2&4 RACE



予選・決勝 SAT 決勝 SUN

4/22-23

2023 MFJ全日本ロードレース選手権シリーズ 第2戦

JSB1000 ART走行(有料) A Gr.

2023 / 4 / 21 :



SUZUKA CIRCUIT

個別ラップ表

Weather :Fine

Full Course 2-Wheels(5,821m)

Track :Dry

No	7	Best Time	2'07.604	164.224 km/h
Name	岩田 悟 Satoru IWATA	Total Time	38'57.508	12 Laps
Team	Team ATJ	Average Lap Time	3'19.240	
Type	CBR1000RR-R	Today's Rank	3 / 11	
		Today's Top Time	2'06.090	166.196 km/h
No	7 (Driver1)	Best Time	2'07.604	164.224 km/h
Name	岩田 悟 Satoru IWATA	Total Time	13'11.309	6 Laps
Team	Team ATJ	Average Lap Time	2'09.089	
Type	CBR1000RR-R	Today's Rank	2 / 5	
		Today's Top Time	2'06.090	166.196 km/h
No	7 (Driver2)	Best Time		km/h
Name	岩田 悟	Total Time		Laps
Team	Team ATJ	Average Lap Time		
Type	CBR1000RR-R	Today's Rank		
		Today's Top Time	2'06.090	166.196 km/h
No	7 (Driver3)	Best Time		km/h
Name	Satoru IWATA	Total Time		Laps
Team	Team ATJ	Average Lap Time		
Type	CBR1000RR-R	Today's Rank		
		Today's Top Time	2'06.090	166.196 km/h

Lap	Passing Time	Lap Time	Sec1	Sec2	Sec3	Sec4	km/h	Driver No
				24.579	50.960	25.114	293.779	1
1.	2'25.860							
		2'11.725 (9)	37.227	22.268	48.542	23.688	298.776	1
2.	4'37.585							
		2'07.940 (3)	35.102	21.593	46.858	24.387	300.822	1
3.	6'45.525							
		2'09.339 (8)	35.434	21.828	47.027	25.050	293.779	1
4.	8'54.864							
		<b>B 2'07.604</b> (1)	35.169	21.928	46.928	23.579	299.795	1
5.	11'02.468							
		2'08.841 (7)	35.149	21.876	47.820	23.996	300.822	1
6.	13'11.309							
		10'05.156 (11)	36.291	28.039	52.001	24.305	291.827	0
7.	23'16.465							
		2'08.421 (6)	35.637	21.797	47.432	23.555	291.827	0
8.	25'24.886							
		2'07.754 (2)	35.062	21.753	47.223	23.716	294.765	0
9.	27'32.640							
		2'08.347 (4)	35.174	22.140	47.222	23.811	292.800	0
10.	29'40.987							
		7'08.109 (10)	43.532	23.595	49.099	24.301	292.800	0
11.	36'49.096							
		2'08.412 (5)	35.550	21.883	47.356	23.623	294.765	0
12.	38'57.508							



NGK SPARK PLUGS

SUZUKA 2&4 RACE



予選・決勝 SAT 決勝 SUN

4/22-23

2023 MFJ全日本ロードレース選手権シリーズ 第2戦

JSB1000 ART走行(有料) A Gr.

2023 / 4 / 21 :

 SUZUKA CIRCUIT  
Full Course 2-Wheels(5,821m)

個別ラップ表

Weather :Fine  
Track :Dry

No	10	Best Time	2'08.508	163.068 km/h
Name	清成 龍一 Ryuichi KIYONARI	Total Time	40'29.268	14 Laps
Team	TOHO Racing	Average Lap Time	2'51.428	
Type	CBR1000RR-R	Today's Rank	4 / 11	
		Today's Top Time	2'06.090	166.196 km/h
No	10 (Driver1)	Best Time		km/h
Name	清成 龍一 Ryuichi KIYONARI	Total Time		Laps
Team	TOHO Racing	Average Lap Time		
Type	CBR1000RR-R	Today's Rank		
		Today's Top Time	2'06.090	166.196 km/h
No	10 (Driver2)	Best Time		km/h
Name	清成 龍一	Total Time		Laps
Team	TOHO Racing	Average Lap Time		
Type	CBR1000RR-R	Today's Rank		
		Today's Top Time	2'06.090	166.196 km/h
No	10 (Driver3)	Best Time		km/h
Name	Ryuichi KIYONARI	Total Time		Laps
Team	TOHO Racing	Average Lap Time		
Type	CBR1000RR-R	Today's Rank		
		Today's Top Time	2'06.090	166.196 km/h

Lap	Passing Time	Lap Time	Sec1	Sec2	Sec3	Sec4	km/h	Driver No
1.	3'20.704			23.319	49.532	24.880	291.827	0
2.	5'30.805	2'10.101 (9)	35.862	22.272	47.960	24.007	291.827	0
3.	7'42.154	2'11.349 (10)	35.484	22.060	47.742	26.063	277.098	0
4.	9'51.801	2'09.647 (7)	35.491	22.035	48.250	23.871	291.827	0
5.	12'00.683	2'08.882 (2)	35.490	22.043	47.559	23.790	292.800	0
6.	14'09.191	<b>B 2'08.508</b> (1)	35.375	21.922	47.459	23.752	293.779	0
7.	16'18.352	2'09.161 (5)	35.634	22.025	47.778	23.724	293.779	0
8.	18'27.399	2'09.047 (4)	35.593	22.015	47.539	23.900	293.779	0
9.	20'52.527	2'25.128 (12)	36.538	22.544	47.973	38.073	289.901	0
10.	31'47.445	10'54.918 (13)	9'20.200	22.738	47.959	24.021	295.758	0
11.	33'57.370	2'09.925 (8)	35.358	22.103	47.888	24.576	280.639	0
12.	36'06.686	2'09.316 (6)	35.459	22.000	47.825	24.032	297.763	0
13.	38'20.365	2'13.679 (11)	39.293	22.572	47.917	23.897	296.757	0
14.	40'29.268	2'08.903 (3)	35.463	22.013	47.516	23.911	295.758	0



NGK SPARK PLUGS

SUZUKA 2&4 RACE



予選・決勝 SAT 決勝 SUN

4/22-23

2023 MFJ全日本ロードレース選手権シリーズ 第2戦

JSB1000 ART走行(有料) A Gr.

2023 / 4 / 21 :



SUZUKA CIRCUIT

個別ラップ表

Weather :Fine

Full Course 2-Wheels(5,821m)

Track :Dry

No	14	Best Time	2'10.654	160.390 km/h
Name	中富 伸一 Shinichi NAKATOMI	Total Time	40'56.619	12 Laps
Team	WaveinnR	Average Lap Time	3'30.015	
Type	YZF-R1	Today's Rank	9 / 11	
		Today's Top Time	2'06.090	166.196 km/h

No	14 (Driver1)	Best Time	2'10.654	160.390 km/h
Name	中富 伸一 Shinichi NAKATOMI	Total Time	40'56.619	12 Laps
Team	WaveinnR	Average Lap Time	3'30.015	
Type	YZF-R1	Today's Rank	4 / 5	
		Today's Top Time	2'06.090	166.196 km/h

No	14 (Driver2)	Best Time		km/h
Name	中富 伸一	Total Time		Laps
Team	WaveinnR	Average Lap Time		
Type	YZF-R1	Today's Rank		
		Today's Top Time	2'06.090	166.196 km/h

No	14 (Driver3)	Best Time		km/h
Name	Shinichi NAKATOMI	Total Time		Laps
Team	WaveinnR	Average Lap Time		
Type	YZF-R1	Today's Rank		
		Today's Top Time	2'06.090	166.196 km/h

Lap	Passing Time	Lap Time	Sec1	Sec2	Sec3	Sec4	km/h	Driver No
				24.470	50.979	25.656	271.111	1
1.	2'26.453							
		2'13.899 (8)	37.540	23.306	48.717	24.336	289.901	1
2.	4'40.352							
		2'11.094 (3)	36.386	22.302	48.062	24.344	291.827	1
3.	6'51.446							
		2'10.755 (2)	36.043	22.263	48.318	24.131	290.861	1
4.	9'02.201							
		7'37.672 (10)	36.635	22.376	48.416	24.540	288.947	1
5.	16'39.873							
		2'12.464 (7)	36.161	22.418	49.064	24.821	290.861	1
6.	18'52.337							
		2'11.182 (5)	36.370	22.268	48.159	24.385	290.861	1
7.	21'03.519							
		2'11.245 (6)	36.177	22.319	48.333	24.416	290.861	1
8.	23'14.764							
		8'26.458 (11)	41.158	22.705	48.663	24.331	289.901	1
9.	31'41.222							
		2'11.149 (4)	36.040	22.320	48.389	24.400	289.901	1
10.	33'52.371							
		<b>B 2'10.654</b> (1)	36.023	22.228	48.153	24.250	289.901	1
11.	36'03.025							
		4'53.594 (9)	38.528	22.503	48.229	24.299	290.861	1
12.	40'56.619							



NGK SPARK PLUGS

SUZUKA 2&4 RACE



予選・決勝 SAT 決勝 SUN

4/22-23

2023 MFJ全日本ロードレース選手権シリーズ 第2戦

JSB1000 ART走行(有料) A Gr.

2023 / 4 / 21 :



SUZUKA CIRCUIT

個別ラップ表

Weather :Fine

Full Course 2-Wheels(5,821m)

Track :Dry

No	16	Best Time	2'06.948	165.072 km/h
Name	日浦 大治朗 Daijiro HIURA	Total Time	40'58.254	12 Laps
Team	Honda Dream RT SAKURAI HONDA	Average Lap Time	3'30.841	
Type	CBR1000RR-R	Today's Rank	2 / 11	
		Today's Top Time	2'06.090	166.196 km/h
No	16 (Driver1)	Best Time		km/h
Name	日浦 大治朗 Daijiro HIURA	Total Time		Laps
Team	Honda Dream RT SAKURAI HONDA	Average Lap Time		
Type	CBR1000RR-R	Today's Rank		
		Today's Top Time	2'06.090	166.196 km/h
No	16 (Driver2)	Best Time		km/h
Name	日浦 大治朗	Total Time		Laps
Team	Honda Dream RT SAKURAI HONDA	Average Lap Time		
Type	CBR1000RR-R	Today's Rank		
		Today's Top Time	2'06.090	166.196 km/h
No	16 (Driver3)	Best Time		km/h
Name	Daijiro HIURA	Total Time		Laps
Team	Honda Dream RT SAKURAI HONDA	Average Lap Time		
Type	CBR1000RR-R	Today's Rank		
		Today's Top Time	2'06.090	166.196 km/h

Lap	Passing Time	Lap Time	Sec1	Sec2	Sec3	Sec4	km/h	Driver No
1.	2'18.998			23.845	48.996	24.072	297.763	0
2.	4'27.792	2'08.794 (4)	35.831	22.059	47.327	23.577	300.822	0
3.	6'35.405	2'07.613 (3)	35.299	21.808	47.109	23.397	299.795	0
4.	8'42.552	2'07.147 (2)	35.059	21.694	46.990	23.404	299.795	0
5.	10'49.500	<b>B 2'06.948</b> (1)	35.172	21.697	46.787	23.292	299.795	0
6.	22'57.507	12'08.007 (11)	40.923	24.182	49.183	25.017	295.758	0
7.	25'08.387	2'10.880 (8)	36.706	22.494	47.784	23.896	300.822	0
8.	27'17.688	2'09.301 (6)	35.647	22.077	47.807	23.770	302.897	0
9.	29'42.669	2'24.981 (9)	35.610	22.159	49.429	37.783	280.639	0
		Pit						
10.	36'39.323	6'56.654 (10)	5'20.900	23.195	48.515	24.044	300.822	0
11.	38'49.107	2'09.784 (7)	36.053	22.217	47.785	23.729	302.897	0
12.	40'58.254	2'09.147 (5)	35.697	22.164	47.582	23.704	298.776	0



NGK SPARK PLUGS

SUZUKA 2&amp;4 RACE



予選・決勝 SAT 決勝 SUN

4/22-23

## 2023 MFJ全日本ロードレース選手権シリーズ 第2戦

## JSB1000 ART走行(有料) A Gr.

2023 / 4 / 21 :

SUZUKA CIRCUIT

## 個別ラップ表

Weather :Fine

Full Course 2-Wheels(5,821m)

Track :Dry

No	18	Best Time	2'09.510	161.807 km/h
Name	漣美心 Cocoro ATSUMI	Total Time	40'25.870	15 Laps
Team	S-PULSE DREAM RACING ITEC	Average Lap Time	2'43.121	
Type	GSX-R1000R	Today's Rank	6 / 11	
		Today's Top Time	2'06.090	166.196 km/h

No	18 (Driver1)	Best Time		km/h
Name	漣美心 Cocoro ATSUMI	Total Time		Laps
Team	S-PULSE DREAM RACING ITEC	Average Lap Time		
Type	GSX-R1000R	Today's Rank		
		Today's Top Time	2'06.090	166.196 km/h

No	18 (Driver2)	Best Time		km/h
Name	漣美心	Total Time		Laps
Team	S-PULSE DREAM RACING ITEC	Average Lap Time		
Type	GSX-R1000R	Today's Rank		
		Today's Top Time	2'06.090	166.196 km/h

No	18 (Driver3)	Best Time		km/h
Name	Cocoro ATSUMI	Total Time		Laps
Team	S-PULSE DREAM RACING ITEC	Average Lap Time		
Type	GSX-R1000R	Today's Rank		
		Today's Top Time	2'06.090	166.196 km/h

Lap	Passing Time	Lap Time	Sec1	Sec2	Sec3	Sec4	km/h	Driver No
				23.687	49.985	24.637	295.758	0
1.	2'22.164							
		2'11.724 (11)	36.549	22.683	48.438	24.054	294.765	0
2.	4'33.888							
		2'15.740 (12)	40.658	22.717	48.270	24.095	293.779	0
3.	6'49.628							
		2'11.513 (9)	36.360	22.343	48.724	24.086	291.827	0
4.	9'01.141							
		2'10.507 (8)	36.075	22.386	47.993	24.053	293.779	0
5.	11'11.648							
		7'22.919 (14)	36.852	22.968	48.941	24.459	292.800	0
6.	18'34.567							
		2'11.672 (10)	36.869	22.639	48.117	24.047	292.800	0
7.	20'46.239							
		2'10.306 (7)	36.166	22.228	47.928	23.984	295.758	0
8.	22'56.545							
		2'10.183 (6)	36.182	22.435	47.782	23.784	293.779	0
9.	25'06.728							
		2'09.653 (2)	35.906	22.294	47.748	23.705	293.779	0
10.	27'16.381							
		4'30.054 (13)	36.826	23.097	48.754	24.204	293.779	0
11.	31'46.435							
		2'10.110 (4)	35.987	22.336	47.892	23.895	296.757	0
12.	33'56.545							
		<b>B 2'09.510</b> (1)	35.778	22.231	47.830	23.671	295.758	0
13.	36'06.055							
		2'09.676 (3)	35.822	22.328	47.796	23.730	293.779	0
14.	38'15.731							
		2'10.139 (5)	35.977	22.376	47.901	23.885	292.800	0
15.	40'25.870							



NGK SPARK PLUGS

SUZUKA 2&4 RACE



予選・決勝 SAT 決勝 SUN

4/22-23

2023 MFJ全日本ロードレース選手権シリーズ 第2戦

JSB1000 ART走行(有料) A Gr.

2023 / 4 / 21 :



個別ラップ表

Weather :Fine

Full Course 2-Wheels(5,821m)

Track :Dry

No	20	Best Time	2'09.666	161.612 km/h
Name	黒木 玲徳 Reitoku KUROGI	Total Time	41'06.525	14 Laps
Team	GOSHI Racing	Average Lap Time	2'55.832	
Type	CBR1000RR-R	Today's Rank	7 / 11	
		Today's Top Time	2'06.090	166.196 km/h

No	20 (Driver1)	Best Time		km/h
Name		Total Time		Laps
Team	GOSHI Racing	Average Lap Time		
Type	CBR1000RR-R	Today's Rank		
		Today's Top Time	2'06.090	166.196 km/h

No	20 (Driver2)	Best Time		km/h
Name	黒木 玲徳	Total Time		Laps
Team	GOSHI Racing	Average Lap Time		
Type	CBR1000RR-R	Today's Rank		
		Today's Top Time	2'06.090	166.196 km/h

No	20 (Driver3)	Best Time		km/h
Name	Reitoku KUROGI	Total Time		Laps
Team	GOSHI Racing	Average Lap Time		
Type	CBR1000RR-R	Today's Rank		
		Today's Top Time	2'06.090	166.196 km/h

Lap	Passing Time	Lap Time	Sec1	Sec2	Sec3	Sec4	km/h	Driver No
1.	3'00.701			24.490	50.768	25.611	294.765	0
2.	5'13.107	2'12.406 (10)	36.888	22.624	48.326	24.568	293.779	0
3.	7'24.161	2'11.054 (8)	36.163	22.420	48.236	24.235	293.779	0
4.	9'34.587	2'10.426 (3)	36.040	22.262	47.879	24.245	295.758	0
5.	11'59.694	2'25.107 (11)	35.812	22.566	49.392	37.337	293.779	0
		Pit						
6.	16'10.080	4'10.386 (12)	2'33.774	23.025	49.280	24.307	294.765	0
7.	18'20.830	2'10.750 (6)	36.150	22.301	48.217	24.082	292.800	0
8.	20'31.324	2'10.494 (5)	36.050	22.248	48.023	24.173	294.765	0
9.	22'40.990	<b>B 2'09.666</b> (1)	35.713	22.247	47.729	23.977	295.758	0
10.	24'51.469	2'10.479 (4)	35.777	22.303	48.141	24.258	295.758	0
11.	34'33.192	9'41.723 (13)	37.202	23.012	49.001	24.478	294.765	0
12.	36'44.108	2'10.916 (7)	36.136	22.391	48.208	24.181	294.765	0
13.	38'56.100	2'11.992 (9)	36.347	22.582	48.952	24.111	294.765	0
14.	41'06.525	2'10.425 (2)	36.046	22.422	47.897	24.060	295.758	0



NGK SPARK PLUGS

SUZUKA 2&4 RACE



予選・決勝 SAT 決勝 SUN

4/22-23

2023 MFJ全日本ロードレース選手権シリーズ 第2戦

JSB1000 ART走行(有料) A Gr.

2023 / 4 / 21 :

 SUZUKA CIRCUIT  
Full Course 2-Wheels(5,821m)

個別ラップ表

Weather :Fine  
Track :Dry

No	22	Best Time	2'10.089	161.087 km/h
Name	星野 知也 Tomoya HOSHINO	Total Time	41'25.232	13 Laps
Team	TONE RT SYNCEDGE4413 BMW	Average Lap Time	3'15.151	
Type	M1000RR	Today's Rank	8 / 11	
		Today's Top Time	2'06.090	166.196 km/h
No	22 (Driver1)	Best Time	2'11.302	159.598 km/h
Name	星野 知也 Tomoya HOSHINO	Total Time	14'23.905	3 Laps
Team	TONE RT SYNCEDGE4413 BMW	Average Lap Time	2'11.754	
Type	M1000RR	Today's Rank	5 / 5	
		Today's Top Time	2'06.090	166.196 km/h
No	22 (Driver2)	Best Time		km/h
Name	星野 知也	Total Time		Laps
Team	TONE RT SYNCEDGE4413 BMW	Average Lap Time		
Type	M1000RR	Today's Rank		
		Today's Top Time	2'06.090	166.196 km/h
No	22 (Driver3)	Best Time		km/h
Name	Tomoya HOSHINO	Total Time		Laps
Team	TONE RT SYNCEDGE4413 BMW	Average Lap Time		
Type	M1000RR	Today's Rank		
		Today's Top Time	2'06.090	166.196 km/h

Lap	Passing Time	Lap Time	Sec1	Sec2	Sec3	Sec4	km/h	Driver No
				23.422	49.776	24.903	289.901	0
1.	2'23.415							
		2'10.712 (5)	36.148	22.192	48.190	24.182	293.779	0
2.	4'34.127							
		2'10.676 (4)	35.994	22.367	48.258	24.057	288.947	0
3.	6'44.803							
		4'38.693 (10)	39.176	22.616	48.987	24.870	282.444	0
4.	11'23.496							
		2'10.377 (3)	35.825	22.227	48.264	24.061	288.000	0
5.	13'33.873							
		2'10.347 (2)	35.883	22.228	48.078	24.158	287.059	0
6.	15'44.220							
		4'44.197 (11)	45.860	22.515	48.056	24.098	292.800	0
7.	20'28.417							
		<b>B 2'10.089</b> (1)	35.790	22.211	48.106	23.982	289.901	0
8.	22'38.506							
		2'11.517 (8)	36.263	22.701	48.313	24.240	288.000	0
9.	24'50.023							
		2'11.304 (7)	36.185	22.422	48.376	24.321	288.000	0
10.	27'01.327							
		10'00.396 (12)	40.565	23.640	52.157	24.278	288.947	1
11.	37'01.723							
		2'11.302 (6)	36.071	22.565	48.406	24.260	288.000	1
12.	39'13.025							
		2'12.207 (9)	36.227	22.658	48.878	24.444	288.947	1
13.	41'25.232							





NGK SPARK PLUGS

SUZUKA 2&4 RACE



予選・決勝 SAT 決勝 SUN

4/22-23

2023 MFJ全日本ロードレース選手権シリーズ 第2戦

JSB1000 ART走行(有料) A Gr.

2023 / 4 / 21 :



SUZUKA CIRCUIT

個別ラップ表

Weather :Fine

Track :Dry

Full Course 2-Wheels(5,821m)

No	30	Best Time	2'11.376	159.509 km/h
Name	樋口 耕太 Kota HIGUCHI	Total Time	41'03.880	11 Laps
Team	FACTORY HIRO H.L.O RACING	Average Lap Time	3'47.068	
Type	GSX-R1000R	Today's Rank	10 / 11	
		Today's Top Time	2'06.090	166.196 km/h

No	30 (Driver1)	Best Time		km/h
Name	樋口 耕太 Kota HIGUCHI	Total Time		Laps
Team	FACTORY HIRO H.L.O RACING	Average Lap Time		
Type	GSX-R1000R	Today's Rank		
		Today's Top Time	2'06.090	166.196 km/h

No	30 (Driver2)	Best Time		km/h
Name	樋口 耕太	Total Time		Laps
Team	FACTORY HIRO H.L.O RACING	Average Lap Time		
Type	GSX-R1000R	Today's Rank		
		Today's Top Time	2'06.090	166.196 km/h

No	30 (Driver3)	Best Time		km/h
Name	Kota HIGUCHI	Total Time		Laps
Team	FACTORY HIRO H.L.O RACING	Average Lap Time		
Type	GSX-R1000R	Today's Rank		
		Today's Top Time	2'06.090	166.196 km/h

Lap	Passing Time	Lap Time	Sec1	Sec2	Sec3	Sec4	km/h	Driver No
				25.094	51.040	25.394	287.059	0
1.	3'13.196							
		2'13.666 (8)	36.907	23.075	49.158	24.526	288.000	0
2.	5'26.862							
		2'15.189 (9)	36.789	22.829	49.553	26.018	279.745	0
3.	7'42.051							
		2'13.122 (6)	37.079	22.746	48.991	24.306	288.947	0
4.	9'55.173							
		2'13.612 (7)	36.322	22.796	49.528	24.966	268.624	0
5.	12'08.785							
		2'12.452 (3)	36.764	22.675	48.653	24.360	290.861	0
6.	14'21.237							
		2'12.464 (4)	36.473	22.536	49.136	24.319	288.947	0
7.	16'33.701							
		17'54.307 (10)	38.961	24.310	54.989	24.756	288.000	0
8.	34'28.008							
		2'12.682 (5)	36.801	22.976	48.832	24.073	294.765	0
9.	36'40.690							
		<b>B 2'11.376 (1)</b>	36.337	22.493	48.464	24.082	291.827	0
10.	38'52.066							
		2'11.814 (2)	36.439	22.602	48.553	24.220	290.861	0
11.	41'03.880							



NGK SPARK PLUGS

SUZUKA 2&4 RACE



予選・決勝 SAT 決勝 SUN

4/22-23

2023 MFJ全日本ロードレース選手権シリーズ 第2戦

JSB1000 ART走行(有料) A Gr.

2023 / 4 / 21 :



SUZUKA CIRCUIT

個別ラップ表

Weather :Fine

Full Course 2-Wheels(5,821m)

Track :Dry

No	38	Best Time	2'09.152	162.255 km/h
Name	伊藤 和輝 Kazuki ITOU	Total Time	40'58.623	12 Laps
Team	Honda Dream RT SAKURAI HONDA	Average Lap Time	3'30.726	
Type	CBR1000RR-R	Today's Rank	5 / 11	
		Today's Top Time	2'06.090	166.196 km/h
No	38 (Driver1)	Best Time	2'09.152	162.255 km/h
Name	伊藤 和輝 Kazuki ITOU	Total Time	31'36.011	8 Laps
Team	Honda Dream RT SAKURAI HONDA	Average Lap Time	3'17.245	
Type	CBR1000RR-R	Today's Rank	3 / 5	
		Today's Top Time	2'06.090	166.196 km/h
No	38 (Driver2)	Best Time		km/h
Name	伊藤 和輝	Total Time		Laps
Team	Honda Dream RT SAKURAI HONDA	Average Lap Time		
Type	CBR1000RR-R	Today's Rank		
		Today's Top Time	2'06.090	166.196 km/h
No	38 (Driver3)	Best Time		km/h
Name	Kazuki ITOU	Total Time		Laps
Team	Honda Dream RT SAKURAI HONDA	Average Lap Time		
Type	CBR1000RR-R	Today's Rank		
		Today's Top Time	2'06.090	166.196 km/h

Lap	Passing Time	Lap Time	Sec1	Sec2	Sec3	Sec4	km/h	Driver No
1.	2'20.637			23.884	49.831	24.645	291.827	0
2.	4'31.593	2'10.956 (6)	36.205	22.306	48.237	24.208	292.800	0
3.	6'50.055	2'18.462 (8)	43.154	22.714	48.239	24.355	296.757	0
4.	9'22.612	2'32.557 (9)	36.154	22.401	55.688	38.314	211.154	0
5.	17'57.908	8'35.296 (10)	6'56.036	23.889	50.750	24.621	292.800	1
6.	20'08.483	2'10.575 (5)	36.154	22.438	47.963	24.020	294.765	1
7.	22'18.827	2'10.344 (3)	36.146	22.178	48.030	23.990	295.758	1
8.	24'29.287	2'10.460 (4)	35.646	22.340	47.724	24.750	299.795	1
9.	34'22.639	9'53.352 (11)	41.604	22.968	48.680	24.196	293.779	1
10.	36'39.634	2'16.995 (7)	41.182	23.070	48.559	24.184	299.795	1
11.	38'49.471	2'09.837 (2)	35.915	22.244	47.805	23.873	297.763	1
12.	40'58.623	<b>B 2'09.152</b> (1)	35.611	22.083	47.668	23.790	298.776	1



NGK SPARK PLUGS

SUZUKA 2&4 RACE



予選・決勝 SAT 決勝 SUN

4/22-23

2023 MFJ全日本ロードレース選手権シリーズ 第2戦

JSB1000 ART走行(有料) A Gr.

2023 / 4 / 21 :



SUZUKA CIRCUIT

個別ラップ表

Weather :Fine

Full Course 2-Wheels(5,821m)

Track :Dry

No	64	Best Time	2'13.470	157.006 km/h
Name	吉田 愛乃助 Ainosuke YOSHIDA	Total Time	31'28.054	12 Laps
Team	TONE RT SYNCEDGE4413 BMW	Average Lap Time	2'38.611	
Type	M1000RR	Today's Rank	11 / 11	
		Today's Top Time	2'06.090	166.196 km/h

No	64 (Driver1)	Best Time		km/h
Name		Total Time		Laps
Team	TONE RT SYNCEDGE4413 BMW	Average Lap Time		
Type	M1000RR	Today's Rank		
		Today's Top Time	2'06.090	166.196 km/h

No	64 (Driver2)	Best Time		km/h
Name	吉田 愛乃助	Total Time		Laps
Team	TONE RT SYNCEDGE4413 BMW	Average Lap Time		
Type	M1000RR	Today's Rank		
		Today's Top Time	2'06.090	166.196 km/h

No	64 (Driver3)	Best Time		km/h
Name	Ainosuke YOSHIDA	Total Time		Laps
Team	TONE RT SYNCEDGE4413 BMW	Average Lap Time		
Type	M1000RR	Today's Rank		
		Today's Top Time	2'06.090	166.196 km/h

Lap	Passing Time	Lap Time	Sec1	Sec2	Sec3	Sec4	km/h	Driver No
1.	2'23.325			23.935	50.926	25.703	282.444	0
2.	4'39.172	2'15.847 (8)	37.615	23.168	49.956	25.108	279.745	0
3.	6'54.981	2'15.809 (7)	37.537	23.220	49.950	25.102	284.272	0
4.	9'09.497	2'14.516 (5)	37.307	22.947	49.418	24.844	285.195	0
5.	11'23.379	2'13.882 (2)	37.108	22.810	49.149	24.815	286.124	0
6.	13'37.267	2'13.888 (3)	36.844	22.753	49.195	25.096	285.195	0
7.	15'57.622	2'20.355 (9)	43.111	23.038	49.420	24.786	284.272	0
8.	18'11.879	2'14.257 (4)	36.936	23.049	49.313	24.959	284.272	0
9.	20'25.349	<b>B 2'13.470</b> (1)	36.826	22.791	49.151	24.702	284.272	0
10.	23'01.958	2'36.609 (10)	59.327	23.063	49.393	24.826	285.195	0
11.	25'16.903	2'14.945 (6)	36.981	22.950	49.907	25.107	286.124	0
12.	31'28.054 Pit	6'11.151 (11)	39.283	23.402	53.352	39.859	181.488	0



NGK SPARK PLUGS

SUZUKA 2&4 RACE



予選・決勝 SAT 決勝 SUN

4/22-23

2023 MFJ全日本ロードレース選手権シリーズ 第2戦

JSB1000 ART走行(有料) A Gr.

2023 / 4 / 21 :

SUZUKA CIRCUIT  
Full Course 2-Wheels(5,821m)

個別ラップ表

Weather :Fine  
Track :Dry

No	4	Best Time	2'08.148	163.527 km/h
Name	作本 輝介 Kosuke SAKUMOTO	Total Time	42'01.770	15 Laps
Team	AstemoHondaDreamSIRacing	Average Lap Time	2'49.989	
Type	CBR1000RR-R	Today's Rank	2 / 24	
		Today's Top Time	2'07.129	164.837 km/h
No	4 (Driver1)	Best Time		km/h
Name	作本 輝介 Kosuke SAKUMOTO	Total Time		Laps
Team	AstemoHondaDreamSIRacing	Average Lap Time		
Type	CBR1000RR-R	Today's Rank		
		Today's Top Time	2'06.090	166.196 km/h
No	4 (Driver2)	Best Time		km/h
Name	作本 輝介	Total Time		Laps
Team	AstemoHondaDreamSIRacing	Average Lap Time		
Type	CBR1000RR-R	Today's Rank		
		Today's Top Time	2'06.090	166.196 km/h
No	4 (Driver3)	Best Time		km/h
Name	Kosuke SAKUMOTO	Total Time		Laps
Team	AstemoHondaDreamSIRacing	Average Lap Time		
Type	CBR1000RR-R	Today's Rank		
		Today's Top Time	2'06.090	166.196 km/h

Lap	Passing Time	Lap Time	Sec1	Sec2	Sec3	Sec4	km/h	Driver No
1.	2'21.914			23.414	49.578	24.284	292.800	0
2.	4'31.860	2'09.946 (7)	35.682	22.274	47.644	24.346	281.538	0
3.	6'43.580	2'11.720 (12)	35.801	22.229	48.297	25.393	299.795	0
4.	8'53.998	2'10.418 (9)	35.788	22.231	47.840	24.559	290.861	0
5.	11'02.146	<b>B 2'08.148</b> (1)	35.188	21.817	47.419	23.724	303.945	0
6.	13'10.882	2'08.736 (2)	35.146	22.024	47.914	23.652	300.822	0
7.	20'40.434	7'29.552 (14)	39.879	23.469	52.904	24.206	299.795	0
8.	22'49.975	2'09.541 (5)	35.565	22.076	47.997	23.903	299.795	0
9.	24'59.135	2'09.160 (3)	35.664	22.139	47.677	23.680	301.856	0
10.	27'08.739	2'09.604 (6)	35.714	22.279	47.848	23.763	301.856	0
11.	29'18.699	2'09.960 (8)	35.876	22.365	47.902	23.817	302.897	0
12.	35'30.669	6'11.970 (13)	39.678	22.747	48.192	24.238	291.827	0
13.	37'41.448	2'10.779 (10)	36.013	22.454	48.372	23.940	301.856	0
14.	39'52.384	2'10.936 (11)	35.608	22.324	48.851	24.153	288.947	0
15.	42'01.770	2'09.386 (4)	35.739	22.344	47.651	23.652	300.822	0



NGK SPARK PLUGS

SUZUKA 2&4 RACE



予選・決勝 SAT 決勝 SUN

4/22-23

2023 MFJ全日本ロードレース選手権シリーズ 第2戦

JSB1000 ART走行(有料) A Gr.

2023 / 4 / 21 :

 SUZUKA CIRCUIT  
Full Course 2-Wheels(5,821m)

個別ラップ表

Weather :Fine  
Track :Dry

No	12	Best Time	2'08.510	163.066 km/h
Name	秋吉 耕佑 Kosuke AKIYOSHI	Total Time	32'48.169	9 Laps
Team	MurayamaUnso.Honda Dream.K.W	Average Lap Time	3'47.679	
Type	CBR1000RR-R	Today's Rank	4 / 24	
		Today's Top Time	2'07.129	164.837 km/h
No	12 (Driver1)	Best Time		km/h
Name	秋吉 耕佑 Kosuke AKIYOSHI	Total Time		Laps
Team	MurayamaUnso.Honda Dream.K.W	Average Lap Time		
Type	CBR1000RR-R	Today's Rank		
		Today's Top Time	2'06.090	166.196 km/h
No	12 (Driver2)	Best Time		km/h
Name	秋吉 耕佑	Total Time		Laps
Team	MurayamaUnso.Honda Dream.K.W	Average Lap Time		
Type	CBR1000RR-R	Today's Rank		
		Today's Top Time	2'06.090	166.196 km/h
No	12 (Driver3)	Best Time		km/h
Name	Kosuke AKIYOSHI	Total Time		Laps
Team	MurayamaUnso.Honda Dream.K.W	Average Lap Time		
Type	CBR1000RR-R	Today's Rank		
		Today's Top Time	2'06.090	166.196 km/h

Lap	Passing Time	Lap Time	Sec1	Sec2	Sec3	Sec4	km/h	Driver No
1.	2'26.737			24.266	51.023	25.671	275.361	0
2.	4'38.042	2'11.305 (7)	37.028	22.474	47.786	24.017	294.765	0
3.	6'46.759	2'08.717 (3)	35.882	21.958	47.167	23.710	295.758	0
4.	8'55.392	2'08.633 (2)	35.670	21.813	47.247	23.903	296.757	0
5.	11'04.268	2'08.876 (4)	35.615	21.955	47.584	23.722	299.795	0
6.	13'13.272	2'09.004 (5)	35.708	22.094	47.574	23.628	296.757	0
7.	28'30.479	15'17.207 (8)	40.074	22.363	48.127	23.884	291.827	0
8.	30'38.989	<b>B 2'08.510</b> (1)	35.688	21.921	47.253	23.648	298.776	0
9.	32'48.169	2'09.180 (6)	35.999	21.931	47.630	23.620	294.765	0



NGK SPARK PLUGS

SUZUKA 2&4 RACE



予選・決勝 SAT 決勝 SUN

4/22-23

2023 MFJ全日本ロードレース選手権シリーズ 第2戦

JSB1000 ART走行(有料) A Gr.

2023 / 4 / 21 :



SUZUKA CIRCUIT

個別ラップ表

Weather :Fine

Full Course 2-Wheels(5,821m)

Track :Dry

No	27	Best Time	2'12.387	158.290 km/h
Name	新庄 雅浩 Masahiro SHINJO	Total Time	37'22.583	11 Laps
Team	Team TATARA aprilia	Average Lap Time	3'14.281	
Type	RSV4 Factory	Today's Rank	9 / 24	
		Today's Top Time	2'07.129	164.837 km/h

No	27 (Driver1)	Best Time		km/h
Name	新庄 雅浩 Masahiro SHINJO	Total Time		Laps
Team	Team TATARA aprilia	Average Lap Time		
Type	RSV4 Factory	Today's Rank		
		Today's Top Time	2'06.090	166.196 km/h

No	27 (Driver2)	Best Time		km/h
Name	新庄 雅浩	Total Time		Laps
Team	Team TATARA aprilia	Average Lap Time		
Type	RSV4 Factory	Today's Rank		
		Today's Top Time	2'06.090	166.196 km/h

No	27 (Driver3)	Best Time		km/h
Name	Masahiro SHINJO	Total Time		Laps
Team	Team TATARA aprilia	Average Lap Time		
Type	RSV4 Factory	Today's Rank		
		Today's Top Time	2'06.090	166.196 km/h

Lap	Passing Time	Lap Time	Sec1	Sec2	Sec3	Sec4	km/h	Driver No
				24.343	52.788	25.095	283.355	0
1.	4'59.765							
		2'13.351 (6)	36.659	22.841	49.095	24.756	284.272	0
2.	7'13.116							
		2'12.867 (2)	36.584	22.674	48.860	24.749	289.901	0
3.	9'25.983							
		2'12.907 (4)	36.711	22.690	48.920	24.586	286.124	0
4.	11'38.890							
		7'23.634 (10)	47.137	22.965	49.055	24.806	286.124	0
5.	19'02.524							
		<b>B 2'12.387 (1)</b>	36.426	22.538	48.844	24.579	287.059	0
6.	21'14.911							
		4'55.018 (9)	42.389	23.954	49.872	24.598	284.272	0
7.	26'09.929							
		2'13.838 (7)	36.527	23.241	49.248	24.822	283.355	0
8.	28'23.767							
		2'13.297 (5)	36.398	22.652	49.588	24.659	285.195	0
9.	30'37.064							
		4'32.641 (8)	39.478	23.164	49.635	24.812	279.745	0
10.	35'09.705							
		2'12.878 (3)	36.769	22.633	48.863	24.613	288.947	0
11.	37'22.583							



NGK SPARK PLUGS

SUZUKA 2&amp;4 RACE



予選・決勝 SAT 決勝 SUN

4/22-23

## 2023 MFJ全日本ロードレース選手権シリーズ 第2戦

## JSB1000 ART走行(有料) A Gr.

2023 / 4 / 21 :



SUZUKA CIRCUIT

## 個別ラップ表

Weather :Fine

Track :Dry

Full Course 2-Wheels(5,821m)

No	34	Best Time	2'10.933	160.048 km/h
Name	和田 留佳 Ruka WADA	Total Time	42'00.751	14 Laps
Team	Team TATARA aprilia 3	Average Lap Time	3'01.785	
Type	RSV4 Factory	Today's Rank	6 / 24	
		Today's Top Time	2'07.129	164.837 km/h

No	34 (Driver1)	Best Time		km/h
Name		Total Time		Laps
Team	Team TATARA aprilia 3	Average Lap Time		
Type	RSV4 Factory	Today's Rank		
		Today's Top Time	2'06.090	166.196 km/h

No	34 (Driver2)	Best Time		km/h
Name	和田 留佳	Total Time		Laps
Team	Team TATARA aprilia 3	Average Lap Time		
Type	RSV4 Factory	Today's Rank		
		Today's Top Time	2'06.090	166.196 km/h

No	34 (Driver3)	Best Time		km/h
Name	Ruka WADA	Total Time		Laps
Team	Team TATARA aprilia 3	Average Lap Time		
Type	RSV4 Factory	Today's Rank		
		Today's Top Time	2'06.090	166.196 km/h

Lap	Passing Time	Lap Time	Sec1	Sec2	Sec3	Sec4	km/h	Driver No
				24.142	50.287	24.847	287.059	0
1.	2'37.536	2'12.529 (6)	36.473	22.544	48.931	24.581	289.901	0
2.	4'50.065	2'13.168 (11)	36.806	22.782	48.859	24.721	289.901	0
3.	7'03.233	2'12.250 (4)	36.268	22.729	48.809	24.444	288.000	0
4.	9'15.483	2'12.363 (5)	36.322	22.350	49.043	24.648	288.947	0
5.	11'27.846	2'12.893 (9)	36.609	22.492	49.066	24.726	288.947	0
6.	13'40.739	2'12.967 (10)	36.636	22.721	49.096	24.514	286.124	0
7.	15'53.706	2'13.447 (12)	36.600	22.790	49.106	24.951	286.124	0
8.	18'07.153	2'12.858 (8)	36.592	22.727	49.120	24.419	285.195	0
9.	20'20.011	12'54.583 (13)	45.363	22.897	49.393	24.624	288.947	0
10.	33'14.594	2'11.270 (2)	36.124	22.317	48.631	24.198	290.861	0
11.	35'25.864	2'12.540 (7)	36.352	22.412	48.642	25.134	292.800	0
12.	37'38.404	<b>B 2'10.933</b> (1)	36.003	22.353	48.422	24.155	287.059	0
13.	39'49.337	2'11.414 (3)	35.972	22.554	48.652	24.236	287.059	0
14.	42'00.751							



NGK SPARK PLUGS

SUZUKA 2&4 RACE



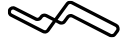
予選・決勝 SAT 決勝 SUN

4/22-23

2023 MFJ全日本ロードレース選手権シリーズ 第2戦

JSB1000 ART走行(有料) A Gr.

2023 / 4 / 21 :



SUZUKA CIRCUIT

個別ラップ表

Weather :Fine

Full Course 2-Wheels(5,821m)

Track :Dry

No	36	Best Time	2'07.129	164.837 km/h
Name	水野 涼 Ryo MIZUNO	Total Time	40'06.158	13 Laps
Team	Astemo HondaDream SI Racing	Average Lap Time	3'08.329	
Type	CBR1000RR-R	Today's Rank	1 / 24	
		Today's Top Time	2'07.129	164.837 km/h

No	36 (Driver1)	Best Time		km/h
Name	水野 涼 Ryo MIZUNO	Total Time		Laps
Team	Astemo HondaDream SI Racing	Average Lap Time		
Type	CBR1000RR-R	Today's Rank		
		Today's Top Time	2'06.090	166.196 km/h

No	36 (Driver2)	Best Time		km/h
Name	水野 涼	Total Time		Laps
Team	Astemo HondaDream SI Racing	Average Lap Time		
Type	CBR1000RR-R	Today's Rank		
		Today's Top Time	2'06.090	166.196 km/h

No	36 (Driver3)	Best Time		km/h
Name	Ryo MIZUNO	Total Time		Laps
Team	Astemo HondaDream SI Racing	Average Lap Time		
Type	CBR1000RR-R	Today's Rank		
		Today's Top Time	2'06.090	166.196 km/h

Lap	Passing Time	Lap Time	Sec1	Sec2	Sec3	Sec4	km/h	Driver No
				24.262	50.101	25.143	276.226	0
1.	2'26.199							
		2'10.791 (9)	36.754	22.239	48.133	23.665	299.795	0
2.	4'36.990							
		2'08.086 (6)	35.383	21.677	46.871	24.155	288.000	0
3.	6'45.076							
		2'08.510 (8)	35.756	21.693	46.975	24.086	290.861	0
4.	8'53.586							
		2'07.401 (3)	35.209	21.711	47.078	23.403	296.757	0
5.	11'00.987							
		9'27.058 (12)	36.324	22.547	47.962	23.928	295.758	0
6.	20'28.045							
		2'08.507 (7)	35.367	21.631	47.944	23.565	296.757	0
7.	22'36.552							
		2'07.410 (4)	35.237	21.622	47.022	23.529	297.763	0
8.	24'43.962							
		6'48.566 (11)	37.619	23.253	51.777	23.798	294.765	0
9.	31'32.528							
		2'07.341 (2)	35.278	21.641	46.907	23.515	296.757	0
10.	33'39.869							
		<b>B 2'07.129</b> (1)	35.109	21.641	46.992	23.387	296.757	0
11.	35'46.998							
		2'11.727 (10)	37.508	22.400	48.413	23.406	296.757	0
12.	37'58.725							
		2'07.433 (5)	34.888	21.554	47.301	23.690	298.776	0
13.	40'06.158							





NGK SPARK PLUGS

SUZUKA 2&4 RACE



予選・決勝 SAT 決勝 SUN

4/22-23

2023 MFJ全日本ロードレース選手権シリーズ 第2戦

JSB1000 ART走行(有料) A Gr.

2023 / 4 / 21 :

SUZUKA CIRCUIT  
Full Course 2-Wheels(5,821m)

個別ラップ表

Weather :Fine  
Track :Dry

No	40	Best Time	2'14.685	155.590 km/h
Name	須貝 義行 Yoshiyuki SUGAI	Total Time	40'00.546	15 Laps
Team	TEAM SUGAI RACING JAPAN	Average Lap Time	2'37.740	
Type	CBR1000RR-R	Today's Rank	14 / 24	
		Today's Top Time	2'07.129	164.837 km/h

No	40 (Driver1)	Best Time		km/h
Name		Total Time		Laps
Team	TEAM SUGAI RACING JAPAN	Average Lap Time		
Type	CBR1000RR-R	Today's Rank		
		Today's Top Time	2'06.090	166.196 km/h

No	40 (Driver2)	Best Time		km/h
Name	須貝 義行	Total Time		Laps
Team	TEAM SUGAI RACING JAPAN	Average Lap Time		
Type	CBR1000RR-R	Today's Rank		
		Today's Top Time	2'06.090	166.196 km/h

No	40 (Driver3)	Best Time		km/h
Name	Yoshiyuki SUGAI	Total Time		Laps
Team	TEAM SUGAI RACING JAPAN	Average Lap Time		
Type	CBR1000RR-R	Today's Rank		
		Today's Top Time	2'06.090	166.196 km/h

Lap	Passing Time	Lap Time	Sec1	Sec2	Sec3	Sec4	km/h	Driver No
1.	3'12.177 Pit			27.269	1'03.256	45.665	190.542	0
2.	9'27.326	6'15.149 (14)	4'26.603	28.337	53.488	26.721	265.378	0
3.	11'44.104	2'16.778 (10)	38.031	23.432	50.100	25.215	277.975	0
4.	14'00.208	2'16.104 (9)	37.390	23.393	50.282	25.039	284.272	0
5.	16'40.771	2'40.563 (13)	42.507	29.241	1'00.355	28.460	231.768	0
6.	18'56.803	2'16.032 (8)	37.614	23.258	49.994	25.166	288.947	0
7.	21'12.365	2'15.562 (7)	37.312	23.285	49.828	25.137	282.444	0
8.	23'27.632	2'15.267 (5)	37.043	23.200	49.770	25.254	286.124	0
9.	25'42.872	2'15.240 (4)	37.180	23.127	49.948	24.985	285.195	0
10.	27'57.918	2'15.046 (3)	37.230	23.268	49.685	24.863	283.355	0
11.	30'37.921	2'40.003 (12)	44.027	32.380	58.278	25.318	259.115	0
12.	33'15.614	2'37.693 (11)	38.725	27.940	1'04.023	27.005	209.642	0
13.	35'30.428	2'14.814 (2)	37.258	23.104	49.749	24.703	289.901	0
14.	37'45.113	<b>B 2'14.685</b> (1)	37.012	22.990	49.848	24.835	291.827	0
15.	40'00.546	2'15.433 (6)	37.304	23.247	49.966	24.916	287.059	0



NGK SPARK PLUGS

SUZUKA 2&4 RACE



予選・決勝 SAT 決勝 SUN

4/22-23

2023 MFJ全日本ロードレース選手権シリーズ 第2戦

JSB1000 ART走行(有料) A Gr.

2023 / 4 / 21 :



個別ラップ表

Weather :Fine

Full Course 2-Wheels(5,821m)

Track :Dry

No	44	Best Time	2'15.924	154.171 km/h
Name	山内 芳則 Yoshinori YAMAUCHI	Total Time	39'54.162	12 Laps
Team	YSS Mercury&speed Heart	Average Lap Time	3'22.536	
Type	Ninja ZX-10R	Today's Rank	19 / 24	
		Today's Top Time	2'07.129	164.837 km/h

No	44 (Driver1)	Best Time		km/h
Name		Total Time		Laps
Team	YSS Mercury&speed Heart	Average Lap Time		
Type	Ninja ZX-10R	Today's Rank		
		Today's Top Time	2'06.090	166.196 km/h

No	44 (Driver2)	Best Time		km/h
Name	山内 芳則	Total Time		Laps
Team	YSS Mercury&speed Heart	Average Lap Time		
Type	Ninja ZX-10R	Today's Rank		
		Today's Top Time	2'06.090	166.196 km/h

No	44 (Driver3)	Best Time		km/h
Name	Yoshinori YAMAUCHI	Total Time		Laps
Team	YSS Mercury&speed Heart	Average Lap Time		
Type	Ninja ZX-10R	Today's Rank		
		Today's Top Time	2'06.090	166.196 km/h

Lap	Passing Time	Lap Time	Sec1	Sec2	Sec3	Sec4	km/h	Driver No
				25.985	53.113	25.943	276.226	0
1.	2'46.257							
		2'17.290 (7)	38.265	23.448	50.195	25.382	276.226	0
2.	5'03.547							
		5'43.237 (9)	38.745	31.038	1'03.635	26.804	255.349	0
3.	10'46.784							
		2'16.367 (4)	37.879	23.088	50.124	25.276	276.226	0
4.	13'03.151							
		2'16.759 (6)	37.961	23.338	50.076	25.384	277.098	0
5.	15'19.910							
		6'49.050 (11)	41.831	24.498	52.835	25.987	253.873	0
6.	22'08.960							
		2'16.372 (5)	37.743	23.225	50.041	25.363	275.361	0
7.	24'25.332							
		2'15.984 (3)	37.740	23.054	50.247	24.943	277.098	0
8.	26'41.316							
		6'21.467 (10)	44.936	23.741	51.352	25.959	266.991	0
9.	33'02.783							
		2'19.512 (8)	38.893	23.756	51.371	25.492	276.226	0
10.	35'22.295							
		<b>B 2'15.924</b> (1)	37.607	23.286	49.909	25.122	277.975	0
11.	37'38.219							
		2'15.943 (2)	37.368	23.118	50.051	25.406	274.500	0
12.	39'54.162							



NGK SPARK PLUGS

SUZUKA 2&4 RACE



予選・決勝 SAT 決勝 SUN

4/22-23

2023 MFJ全日本ロードレース選手権シリーズ 第2戦

JSB1000 ART走行(有料) A Gr.

2023 / 4 / 21 :



SUZUKA CIRCUIT

個別ラップ表

Weather :Fine

Full Course 2-Wheels(5,821m)

Track :Dry

No	46	Best Time	2'21.747	147.838 km/h
Name	岸本 修 Osamu KISHIMOTO	Total Time	41'22.920	10 Laps
Team	Team MATSUNAGA KDC&YSP NAGOYAKITA	Average Lap Time	4'13.384	
Type	YZF-R1	Today's Rank	24 / 24	
		Today's Top Time	2'07.129	164.837 km/h

No	46 (Driver1)	Best Time		km/h
Name		Total Time		Laps
Team	Team MATSUNAGA KDC&YSP NAGOYAKITA	Average Lap Time		
Type	YZF-R1	Today's Rank		
		Today's Top Time	2'06.090	166.196 km/h

No	46 (Driver2)	Best Time		km/h
Name	岸本 修	Total Time		Laps
Team	Team MATSUNAGA KDC&YSP NAGOYAKITA	Average Lap Time		
Type	YZF-R1	Today's Rank		
		Today's Top Time	2'06.090	166.196 km/h

No	46 (Driver3)	Best Time		km/h
Name	Osamu KISHIMOTO	Total Time		Laps
Team	Team MATSUNAGA KDC&YSP NAGOYAKITA	Average Lap Time		
Type	YZF-R1	Today's Rank		
		Today's Top Time	2'06.090	166.196 km/h

Lap	Passing Time	Lap Time	Sec1	Sec2	Sec3	Sec4	km/h	Driver No
1.	3'22.460	Pit		25.267	54.624	42.094	239.346	0
2.	10'09.806	6'47.346 (8)	5'03.569	25.067	52.133	26.577	276.226	0
3.	12'31.579	2'21.773 (2)	38.868	24.307	52.137	26.461	278.857	0
4.	14'53.825	2'22.246 (3)	39.047	24.378	52.194	26.627	277.098	0
5.	20'34.581	5'40.756 (7)	40.958	26.327	56.682	26.747	274.500	0
6.	22'56.328	<b>B 2'21.747</b> (1)	38.729	24.224	52.506	26.288	276.226	0
7.	25'18.935	2'22.607 (4)	40.257	24.506	51.651	26.193	277.975	0
8.	33'59.187	8'40.252 (9)	39.477	25.113	53.181	26.682	275.361	0
9.	36'39.483	2'40.296 (5)	39.006	24.559	53.488	43.243	240.000	0
10.	41'22.920	4'43.437 (6)	2'58.504	25.204	53.007	26.722	271.111	0



NGK SPARK PLUGS

SUZUKA 2&4 RACE



予選・決勝 SAT 決勝 SUN

4/22-23

2023 MFJ全日本ロードレース選手権シリーズ 第2戦

JSB1000 ART走行(有料) A Gr.

2023 / 4 / 21 :



SUZUKA CIRCUIT

個別ラップ表

Weather :Fine

Track :Dry

Full Course 2-Wheels(5,821m)

No	48	Best Time	2'15.124	155.084 km/h
Name	荒川 雅彦 Masahiko ARAKAWA	Total Time	16'05.171	7 Laps
Team	Team MATSUNAGA KDC with M&Y	Average Lap Time	2'16.222	
Type	YZF-R1	Today's Rank	16 / 24	
		Today's Top Time	2'07.129	164.837 km/h

No	48 (Driver1)	Best Time		km/h
Name		Total Time		Laps
Team	Team MATSUNAGA KDC with M&Y	Average Lap Time		
Type	YZF-R1	Today's Rank		
		Today's Top Time	2'06.090	166.196 km/h

No	48 (Driver2)	Best Time		km/h
Name	荒川 雅彦	Total Time		Laps
Team	Team MATSUNAGA KDC with M&Y	Average Lap Time		
Type	YZF-R1	Today's Rank		
		Today's Top Time	2'06.090	166.196 km/h

No	48 (Driver3)	Best Time		km/h
Name	Masahiko ARAKAWA	Total Time		Laps
Team	Team MATSUNAGA KDC with M&Y	Average Lap Time		
Type	YZF-R1	Today's Rank		
		Today's Top Time	2'06.090	166.196 km/h

Lap	Passing Time	Lap Time	Sec1	Sec2	Sec3	Sec4	km/h	Driver No
1.	2'27.839			24.858	51.733	26.881	241.319	0
2.	4'46.113	2'18.274 (6)	38.286	23.645	50.653	25.690	277.098	0
3.	7'02.938	2'16.825 (5)	37.460	23.225	50.999	25.141	277.975	0
4.	9'18.307	2'15.369 (2)	37.374	23.080	49.862	25.053	280.639	0
5.	11'33.431	<b>B 2'15.124</b> (1)	37.137	23.163	49.778	25.046	281.538	0
6.	13'48.886	2'15.455 (3)	37.111	23.173	50.028	25.143	281.538	0
7.	16'05.171	2'16.285 (4)	37.369	23.248	50.485	25.183	278.857	0



NGK SPARK PLUGS

SUZUKA 2&amp;4 RACE



予選・決勝 SAT 決勝 SUN

4/22-23

## 2023 MFJ全日本ロードレース選手権シリーズ 第2戦

## JSB1000 ART走行(有料) A Gr.

2023 / 4 / 21 :



SUZUKA CIRCUIT

## 個別ラップ表

Weather :Fine

Track :Dry

Full Course 2-Wheels(5,821m)

No	50	Best Time	2'16.394	153.640 km/h
Name	鈴木 孝志 Takashi SUZUKI	Total Time	40'09.380	11 Laps
Team	Taira Promote Racing 1	Average Lap Time	3'34.173	
Type	YZF-R1	Today's Rank	20 / 24	
		Today's Top Time	2'07.129	164.837 km/h

No	50 (Driver1)	Best Time		km/h
Name		Total Time		Laps
Team	Taira Promote Racing 1	Average Lap Time		
Type	YZF-R1	Today's Rank		
		Today's Top Time	2'06.090	166.196 km/h

No	50 (Driver2)	Best Time		km/h
Name	鈴木 孝志	Total Time		Laps
Team	Taira Promote Racing 1	Average Lap Time		
Type	YZF-R1	Today's Rank		
		Today's Top Time	2'06.090	166.196 km/h

No	50 (Driver3)	Best Time		km/h
Name	Takashi SUZUKI	Total Time		Laps
Team	Taira Promote Racing 1	Average Lap Time		
Type	YZF-R1	Today's Rank		
		Today's Top Time	2'06.090	166.196 km/h

Lap	Passing Time	Lap Time	Sec1	Sec2	Sec3	Sec4	km/h	Driver No
				24.222	51.973	25.788	286.124	0
1.	4'27.645							
		2'19.039 (8)	38.271	23.824	51.004	25.940	279.745	0
2.	6'46.684							
		2'17.343 (5)	37.991	23.458	50.559	25.335	291.827	0
3.	9'04.027							
		2'17.712 (6)	38.339	23.390	50.722	25.261	288.000	0
4.	11'21.739							
		10'36.684 (10)	45.508	24.245	51.397	25.143	284.272	0
5.	21'58.423							
		2'17.039 (3)	38.096	23.469	50.430	25.044	286.124	0
6.	24'15.462							
		<b>B 2'16.394</b> (1)	38.001	23.244	50.200	24.949	286.124	0
7.	26'31.856							
		2'16.909 (2)	38.346	23.371	50.173	25.019	288.000	0
8.	28'48.765							
		2'17.107 (4)	37.924	23.431	50.593	25.159	288.000	0
9.	31'05.872							
		6'45.447 (9)	44.735	28.883	52.224	25.400	287.059	0
10.	37'51.319							
		2'18.061 (7)	38.305	23.753	50.501	25.502	289.901	0
11.	40'09.380							



NGK SPARK PLUGS

SUZUKA 2&4 RACE



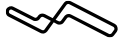
予選・決勝 SAT 決勝 SUN

4/22-23

2023 MFJ全日本ロードレース選手権シリーズ 第2戦

JSB1000 ART走行(有料) A Gr.

2023 / 4 / 21 :



SUZUKA CIRCUIT

個別ラップ表

Weather :Fine

Full Course 2-Wheels(5,821m)

Track :Dry

No	52	Best Time	2'15.321	154.858 km/h
Name	増田 雄基 Yuuki MASUDA	Total Time	37'30.669	13 Laps
Team	GESUNDHEIT Racing	Average Lap Time	2'55.431	
Type	CBR1000RR-R	Today's Rank	17 / 24	
		Today's Top Time	2'07.129	164.837 km/h

No	52 (Driver1)	Best Time		km/h
Name		Total Time		Laps
Team	GESUNDHEIT Racing	Average Lap Time		
Type	CBR1000RR-R	Today's Rank		
		Today's Top Time	2'06.090	166.196 km/h

No	52 (Driver2)	Best Time		km/h
Name	増田 雄基	Total Time		Laps
Team	GESUNDHEIT Racing	Average Lap Time		
Type	CBR1000RR-R	Today's Rank		
		Today's Top Time	2'06.090	166.196 km/h

No	52 (Driver3)	Best Time		km/h
Name	Yuuki MASUDA	Total Time		Laps
Team	GESUNDHEIT Racing	Average Lap Time		
Type	CBR1000RR-R	Today's Rank		
		Today's Top Time	2'06.090	166.196 km/h

Lap	Passing Time	Lap Time	Sec1	Sec2	Sec3	Sec4	km/h	Driver No
1.	2'25.487			24.084	52.488	25.516	286.124	0
2.	4'44.203	2'18.716 (9)	38.261	23.823	51.082	25.550	293.779	0
3.	7'05.589	2'21.386 (11)	40.628	23.698	51.797	25.263	291.827	0
4.	9'21.473	2'15.884 (5)	37.365	23.241	50.397	24.881	289.901	0
5.	11'37.125	2'15.652 (4)	37.361	23.253	50.169	24.869	292.800	0
6.	13'52.660	2'15.535 (2)	37.102	23.155	50.215	25.063	292.800	0
7.	16'07.981	<b>B 2'15.321</b> (1)	37.169	23.214	50.006	24.932	292.800	0
8.	18'23.662	9'56.674 (12)	44.665	23.647	51.248	25.626	288.947	0
9.	20'39.347	2'17.058 (8)	37.609	23.366	50.947	25.136	281.538	0
10.	22'55.032	2'16.592 (7)	37.452	23.257	50.512	25.371	288.947	0
11.	25'10.717	2'20.769 (10)	41.415	23.515	50.463	25.376	290.861	0
12.	27'26.402	2'16.032 (6)	37.280	23.335	50.398	25.019	290.861	0
13.	29'42.087	2'15.563 (3)	37.394	23.083	50.180	24.906	294.765	0
13.	37'30.669							



NGK SPARK PLUGS

SUZUKA 2&4 RACE



予選・決勝 SAT 決勝 SUN

4/22-23

2023 MFJ全日本ロードレース選手権シリーズ 第2戦

JSB1000 ART走行(有料) A Gr.

2023 / 4 / 21 :



SUZUKA CIRCUIT

個別ラップ表

Weather :Fine

Full Course 2-Wheels(5,821m)

Track :Dry

No	54	Best Time	2'16.832	153.148 km/h
Name	大石 正彦 Masahiko OOISHI	Total Time	26'58.901	10 Laps
Team	Dr.Dry Racing TMR with ACE CAFÉ	Average Lap Time	2'43.048	
Type	GSX-R1000R	Today's Rank	21 / 24	
		Today's Top Time	2'07.129	164.837 km/h

No	54 (Driver1)	Best Time		km/h
Name	大石 正彦 Masahiko OOISHI	Total Time		Laps
Team	Dr.Dry Racing TMR with ACE CAFÉ	Average Lap Time		
Type	GSX-R1000R	Today's Rank		
		Today's Top Time	2'06.090	166.196 km/h

No	54 (Driver2)	Best Time		km/h
Name	大石 正彦	Total Time		Laps
Team	Dr.Dry Racing TMR with ACE CAFÉ	Average Lap Time		
Type	GSX-R1000R	Today's Rank		
		Today's Top Time	2'06.090	166.196 km/h

No	54 (Driver3)	Best Time		km/h
Name	Masahiko OOISHI	Total Time		Laps
Team	Dr.Dry Racing TMR with ACE CAFÉ	Average Lap Time		
Type	GSX-R1000R	Today's Rank		
		Today's Top Time	2'06.090	166.196 km/h

Lap	Passing Time	Lap Time	Sec1	Sec2	Sec3	Sec4	km/h	Driver No
1.	2'31.469			24.305	51.761	25.886	279.745	0
2.	4'48.844	2'17.375 (4)	38.098	23.365	50.493	25.419	283.355	0
3.	7'07.648	2'18.804 (7)	38.269	23.634	51.122	25.779	281.538	0
4.	9'25.788	2'18.140 (5)	37.952	23.679	51.023	25.486	278.857	0
5.	11'43.046	2'17.258 (3)	37.981	23.574	50.381	25.322	280.639	0
6.	17'47.917	6'04.871 (9)	45.877	27.992	52.252	26.845	267.805	0
7.	20'06.914	2'18.997 (8)	38.533	23.793	50.937	25.734	277.975	0
8.	22'25.212	2'18.298 (6)	38.417	23.616	50.548	25.717	277.098	0
9.	24'42.044	<b>B 2'16.832</b> (1)	37.977	23.349	50.217	25.289	280.639	0
10.	26'58.901	2'16.857 (2)	37.986	23.356	50.342	25.173	279.745	0



NGK SPARK PLUGS

SUZUKA 2&4 RACE



予選・決勝 SAT 決勝 SUN

4/22-23

2023 MFJ全日本ロードレース選手権シリーズ 第2戦

JSB1000 ART走行(有料) A Gr.

2023 / 4 / 21 :



SUZUKA CIRCUIT

個別ラップ表

Weather :Fine

Full Course 2-Wheels(5,821m)

Track :Dry

No	56	Best Time	2'19.378	150.351 km/h
Name	沖永 博一 Hirokazu OKINAGA	Total Time	37'44.828	11 Laps
Team	YSS Mercury with RS Detour	Average Lap Time	3'18.431	
Type	Ninja ZX-10RR	Today's Rank	23 / 24	
		Today's Top Time	2'07.129	164.837 km/h

No	56 (Driver1)	Best Time		km/h
Name	沖永 博一 Hirokazu OKINAGA	Total Time		Laps
Team	YSS Mercury with RS Detour	Average Lap Time		
Type	Ninja ZX-10RR	Today's Rank		
		Today's Top Time	2'06.090	166.196 km/h

No	56 (Driver2)	Best Time		km/h
Name	沖永 博一	Total Time		Laps
Team	YSS Mercury with RS Detour	Average Lap Time		
Type	Ninja ZX-10RR	Today's Rank		
		Today's Top Time	2'06.090	166.196 km/h

No	56 (Driver3)	Best Time		km/h
Name	Hirokazu OKINAGA	Total Time		Laps
Team	YSS Mercury with RS Detour	Average Lap Time		
Type	Ninja ZX-10RR	Today's Rank		
		Today's Top Time	2'06.090	166.196 km/h

Lap	Passing Time	Lap Time	Sec1	Sec2	Sec3	Sec4	km/h	Driver No
1.	4'40.515	Pit		26.529	55.747	50.349	261.429	0
2.	7'42.054	3'01.539 (7)	1'17.666	25.010	52.634	26.229	272.795	0
3.	10'02.135	2'20.081 (4)	38.660	23.827	51.562	26.032	273.645	0
4.	12'21.513	<b>B 2'19.378</b> (1)	38.532	23.513	51.562	25.771	268.624	0
5.	17'33.591	5'12.078 (9)	40.618	24.462	51.961	27.796	266.991	0
6.	19'54.423	2'20.832 (6)	39.248	23.697	51.528	26.359	272.795	0
7.	22'14.142	2'19.719 (2)	38.542	23.870	51.527	25.780	271.950	0
8.	29'04.037	6'49.895 (10)	40.348	24.311	53.848	44.774	273.645	0
9.	33'04.488	4'00.451 (8)	2'18.323	24.089	51.670	26.369	274.500	0
10.	35'24.849	2'20.361 (5)	38.269	23.953	52.019	26.120	273.645	0
11.	37'44.828	2'19.979 (3)	38.319	23.733	51.786	26.141	276.226	0





NGK SPARK PLUGS

SUZUKA 2&4 RACE



予選・決勝 SAT 決勝 SUN

4/22-23

2023 MFJ全日本ロードレース選手権シリーズ 第2戦

JSB1000 ART走行(有料) A Gr.

2023 / 4 / 21 :

SUZUKA CIRCUIT  
Full Course 2-Wheels(5,821m)

個別ラップ表

Weather :Fine  
Track :Dry

No	58	Best Time	2'13.147	157.387 km/h
Name	横山 尚太 Shota YOKOYAMA	Total Time	40'55.105	10 Laps
Team	OGURA CLUTCH ORC with RIDE IN 2	Average Lap Time	4'12.326	
Type	YZF-R1	Today's Rank	11 / 24	
		Today's Top Time	2'07.129	164.837 km/h

No	58 (Driver1)	Best Time		km/h
Name		Total Time		Laps
Team	OGURA CLUTCH ORC with RIDE IN 2	Average Lap Time		
Type	YZF-R1	Today's Rank		
		Today's Top Time	2'06.090	166.196 km/h

No	58 (Driver2)	Best Time		km/h
Name	横山 尚太	Total Time		Laps
Team	OGURA CLUTCH ORC with RIDE IN 2	Average Lap Time		
Type	YZF-R1	Today's Rank		
		Today's Top Time	2'06.090	166.196 km/h

No	58 (Driver3)	Best Time		km/h
Name	Shota YOKOYAMA	Total Time		Laps
Team	OGURA CLUTCH ORC with RIDE IN 2	Average Lap Time		
Type	YZF-R1	Today's Rank		
		Today's Top Time	2'06.090	166.196 km/h

Lap	Passing Time	Lap Time	Sec1	Sec2	Sec3	Sec4	km/h	Driver No	
1.	3'04.166	Pit		24.352	52.680	44.243	232.381	0	
2.	10'21.836	Pit	7'17.670 (7)	5'26.455	23.388	50.690	37.137	281.538	0
3.	13'14.897		2'53.061 (6)	1'14.261	23.016	50.814	24.970	288.000	0
4.	15'29.081		2'14.184 (4)	36.888	22.923	49.624	24.749	286.124	0
5.	17'43.557		2'14.476 (5)	36.909	22.791	49.673	25.103	286.124	0
6.	26'50.895		9'07.338 (9)	37.770	24.227	50.562	25.037	284.272	0
7.	29'04.374		2'13.479 (3)	36.875	22.750	49.338	24.516	288.000	0
8.	31'17.563		2'13.189 (2)	36.554	22.673	49.237	24.725	288.947	0
9.	38'41.958		7'24.395 (8)	39.768	23.639	50.631	24.881	286.124	0
10.	40'55.105		<b>B 2'13.147</b> (1)	36.701	22.834	49.160	24.452	286.124	0



NGK SPARK PLUGS

SUZUKA 2&4 RACE



予選・決勝 SAT 決勝 SUN

4/22-23

2023 MFJ全日本ロードレース選手権シリーズ 第2戦

JSB1000 ART走行(有料) A Gr.

2023 / 4 / 21 :

SUZUKA CIRCUIT  
Full Course 2-Wheels(5,821m)

個別ラップ表

Weather :Fine  
Track :Dry

No	60	Best Time	2'08.222	163.432 km/h
Name	Zaqhwan Zaidi Zaqhwan ZAIDI	Total Time	39'36.491	15 Laps
Team	Honda Asia-Dream Racing with SHOWA1	Average Lap Time	2'33.958	
Type	CBR1000RR-R	Today's Rank	3 / 24	
		Today's Top Time	2'07.129	164.837 km/h

No	60 (Driver1)	Best Time		km/h
Name		Total Time		Laps
Team	Honda Asia-Dream Racing with SHOWA1	Average Lap Time		
Type	CBR1000RR-R	Today's Rank		
		Today's Top Time	2'06.090	166.196 km/h

No	60 (Driver2)	Best Time		km/h
Name	Zaqhwan ZAIDI	Total Time		Laps
Team	Honda Asia-Dream Racing with SHOWA1	Average Lap Time		
Type	CBR1000RR-R	Today's Rank		
		Today's Top Time	2'06.090	166.196 km/h

Lap	Passing Time	Lap Time	Sec1	Sec2	Sec3	Sec4	km/h	Driver No
1.	3'41.069			24.659	50.853	24.933	296.757	0
2.	5'53.445	2'12.376 (12)	36.687	22.714	48.713	24.262	297.763	0
3.	8'03.990	2'10.545 (9)	36.075	22.406	48.055	24.009	299.795	0
4.	10'15.678	2'11.688 (11)	36.161	22.877	48.570	24.080	299.795	0
5.	12'26.215	2'10.537 (8)	35.782	22.388	48.466	23.901	300.822	0
6.	14'36.205	2'09.990 (5)	35.913	22.348	47.958	23.771	299.795	0
7.	16'46.219	2'10.014 (6)	35.729	22.239	48.138	23.908	300.822	0
8.	18'57.887	2'11.668 (10)	36.792	22.561	48.386	23.929	300.822	0
9.	21'25.800	Pit 2'27.913 (13)	36.628	23.013	49.820	38.452	278.857	0
10.	28'50.366	7'24.566 (14)	5'46.726	23.819	49.814	24.207	297.763	0
11.	31'00.111	2'09.745 (4)	36.176	22.388	47.536	23.645	299.795	0
12.	33'08.414	2'08.303 (2)	35.374	21.880	47.441	23.608	300.822	0
13.	35'18.676	2'10.262 (7)	35.874	22.440	48.244	23.704	299.795	0
14.	37'28.269	2'09.593 (3)	35.526	22.052	48.357	23.658	299.795	0
15.	39'36.491	B 2'08.222 (1)	35.371	21.883	47.331	23.637	299.795	0



NGK SPARK PLUGS

SUZUKA 2&4 RACE



予選・決勝 SAT 決勝 SUN

4/22-23

2023 MFJ全日本ロードレース選手権シリーズ 第2戦

JSB1000 ART走行(有料) A Gr.

2023 / 4 / 21 :

 SUZUKA CIRCUIT

個別ラップ表

Weather :Fine

Full Course 2-Wheels(5,821m)

Track :Dry

No	62	Best Time	2'17.113	152.835 km/h
Name	村上 勇人 Yuto MURAKAMI	Total Time	36'30.744	12 Laps
Team	Honda Blue Helmets MSC	Average Lap Time	3'05.582	
Type	CBR1000RR-R	Today's Rank	22 / 24	
		Today's Top Time	2'07.129	164.837 km/h

No	62 (Driver1)	Best Time		km/h
Name		Total Time		Laps
Team	Honda Blue Helmets MSC	Average Lap Time		
Type	CBR1000RR-R	Today's Rank		
		Today's Top Time	2'06.090	166.196 km/h

No	62 (Driver2)	Best Time		km/h
Name	村上 勇人	Total Time		Laps
Team	Honda Blue Helmets MSC	Average Lap Time		
Type	CBR1000RR-R	Today's Rank		
		Today's Top Time	2'06.090	166.196 km/h

No	62 (Driver3)	Best Time		km/h
Name	Yuto MURAKAMI	Total Time		Laps
Team	Honda Blue Helmets MSC	Average Lap Time		
Type	CBR1000RR-R	Today's Rank		
		Today's Top Time	2'06.090	166.196 km/h

Lap	Passing Time	Lap Time	Sec1	Sec2	Sec3	Sec4	km/h	Driver No
				25.289	51.447	26.241	294.765	0
1.	2'29.342							
		2'19.404 (8)	38.791	23.773	50.903	25.937	294.765	0
2.	4'48.746							
		2'18.766 (6)	37.855	23.887	51.151	25.873	292.800	0
3.	7'07.512							
		2'19.290 (7)	37.756	23.803	51.498	26.233	283.355	0
4.	9'26.802							
		2'17.784 (3)	37.741	23.600	50.657	25.786	292.800	0
5.	11'44.586							
		9'41.883 (11)	39.301	24.092	51.911	25.714	289.901	0
6.	21'26.469							
		2'18.618 (5)	38.157	23.558	51.197	25.706	292.800	0
7.	23'45.087							
		2'18.120 (4)	38.094	23.795	50.745	25.486	293.779	0
8.	26'03.207							
		2'43.904 (9)	38.169	23.775	51.342	50.618	238.049	0
9.	28'47.111	Pit						
		3'09.272 (10)	1'19.196	32.763	51.647	25.666	293.779	0
10.	31'56.383							
		2'17.248 (2)	37.678	23.524	50.709	25.337	292.800	0
11.	34'13.631							
		<b>B 2'17.113 (1)</b>	37.470	23.559	50.918	25.166	291.827	0
12.	36'30.744							



NGK SPARK PLUGS

SUZUKA 2&4 RACE



予選・決勝 SAT 決勝 SUN

4/22-23

2023 MFJ全日本ロードレース選手権シリーズ 第2戦

JSB1000 ART走行(有料) A Gr.

2023 / 4 / 21 :



SUZUKA CIRCUIT

個別ラップ表

Weather :Fine

Track :Dry

Full Course 2-Wheels(5,821m)

No	66	Best Time	2'09.257	162.124 km/h
Name	村瀬 健琉 Takeru MURASE	Total Time	41'46.938	13 Laps
Team	Hamamatsu Team TITAN with TKR	Average Lap Time	3'17.164	
Type	GSX-R1000R	Today's Rank	5 / 24	
		Today's Top Time	2'07.129	164.837 km/h

No	66 (Driver1)	Best Time		km/h
Name		Total Time		Laps
Team	Hamamatsu Team TITAN with TKR	Average Lap Time		
Type	GSX-R1000R	Today's Rank		
		Today's Top Time	2'06.090	166.196 km/h

No	66 (Driver2)	Best Time		km/h
Name	村瀬 健琉	Total Time		Laps
Team	Hamamatsu Team TITAN with TKR	Average Lap Time		
Type	GSX-R1000R	Today's Rank		
		Today's Top Time	2'06.090	166.196 km/h

No	66 (Driver3)	Best Time		km/h
Name	Takeru MURASE	Total Time		Laps
Team	Hamamatsu Team TITAN with TKR	Average Lap Time		
Type	GSX-R1000R	Today's Rank		
		Today's Top Time	2'06.090	166.196 km/h

Lap	Passing Time	Lap Time	Sec1	Sec2	Sec3	Sec4	km/h	Driver No
				23.927	49.789	24.760	288.000	0
1.	2'20.960							
		2'10.800 (3)	36.107	22.255	48.124	24.314	288.947	0
2.	4'31.760							
		2'10.826 (4)	36.097	22.260	48.347	24.122	289.901	0
3.	6'42.586							
		2'11.327 (6)	36.084	22.301	48.306	24.636	282.444	0
4.	8'53.913							
		2'11.042 (5)	35.716	22.146	48.831	24.349	285.195	0
5.	11'04.955							
		7'55.814 (11)	41.867	22.828	49.518	24.547	282.444	0
6.	19'00.769							
		2'16.911 (10)	35.579	21.889	49.682	29.761	267.805	0
7.	21'17.680							
		<b>B 2'09.257 (1)</b>	35.442	21.965	47.523	24.327	288.000	0
8.	23'26.937							
		2'09.438 (2)	35.489	22.125	47.881	23.943	283.355	0
9.	25'36.375							
		9'33.235 (12)	41.591	23.397	49.663	24.824	280.639	0
10.	35'09.610							
		2'12.803 (9)	36.618	22.559	48.822	24.804	282.444	0
11.	37'22.413							
		2'12.067 (7)	36.309	22.299	48.734	24.725	281.538	0
12.	39'34.480							
		2'12.458 (8)	36.639	22.565	48.739	24.515	281.538	0
13.	41'46.938							



NGK SPARK PLUGS

SUZUKA 2&4 RACE



予選・決勝 SAT 決勝 SUN

4/22-23

2023 MFJ全日本ロードレース選手権シリーズ 第2戦

JSB1000 ART走行(有料) A Gr.

2023 / 4 / 21 :

SUZUKA CIRCUIT  
Full Course 2-Wheels(5,821m)

個別ラップ表

Weather :Fine  
Track :Dry

No	68	Best Time	2'11.352	159.538 km/h
Name	加藤 高史 Takafumi KATO	Total Time	40'15.689	12 Laps
Team	Honda soyukai Tochigi Racing #112	Average Lap Time	3'19.428	
Type	CBR1000RR-R	Today's Rank	7 / 24	
		Today's Top Time	2'07.129	164.837 km/h

No	68 (Driver1)	Best Time		km/h
Name		Total Time		Laps
Team	Honda soyukai Tochigi Racing #112	Average Lap Time		
Type	CBR1000RR-R	Today's Rank		
		Today's Top Time	2'06.090	166.196 km/h

No	68 (Driver2)	Best Time		km/h
Name	加藤 高史	Total Time		Laps
Team	Honda soyukai Tochigi Racing #112	Average Lap Time		
Type	CBR1000RR-R	Today's Rank		
		Today's Top Time	2'06.090	166.196 km/h

No	68 (Driver3)	Best Time		km/h
Name	Takafumi KATO	Total Time		Laps
Team	Honda soyukai Tochigi Racing #112	Average Lap Time		
Type	CBR1000RR-R	Today's Rank		
		Today's Top Time	2'06.090	166.196 km/h

Lap	Passing Time	Lap Time	Sec1	Sec2	Sec3	Sec4	km/h	Driver No
1.	3'41.971			24.385	51.157	25.195	285.195	0
2.	5'56.786	2'14.815 (8)	37.550	22.940	49.505	24.820	285.195	0
3.	8'11.299	2'14.513 (5)	37.183	22.985	49.564	24.781	285.195	0
4.	10'26.059	2'14.760 (7)	37.334	23.067	49.539	24.820	286.124	0
5.	12'40.753	2'14.694 (6)	37.261	22.979	49.542	24.912	286.124	0
6.	14'55.627	2'14.874 (9)	37.218	23.088	49.604	24.964	285.195	0
7.	22'37.967	7'42.340 (10)	40.546	23.726	49.540	24.379	288.000	0
8.	24'50.594	2'12.627 (2)	36.763	23.008	48.409	24.447	290.861	0
9.	27'01.946	<b>B 2'11.352</b> (1)	36.453	22.445	48.166	24.288	289.901	0
10.	35'48.725	8'46.779 (11)	40.842	24.474	52.481	24.989	286.124	0
11.	38'02.442	2'13.717 (4)	37.271	22.875	48.892	24.679	288.000	0
12.	40'15.689	2'13.247 (3)	36.581	22.679	49.224	24.763	287.059	0



NGK SPARK PLUGS

SUZUKA 2&4 RACE



予選・決勝 SAT 決勝 SUN

4/22-23

2023 MFJ全日本ロードレース選手権シリーズ 第2戦

JSB1000 ART走行(有料) A Gr.

2023 / 4 / 21 :



SUZUKA CIRCUIT

個別ラップ表

Weather :Fine

Track :Dry

Full Course 2-Wheels(5,821m)

No	70	Best Time	2'15.004	155.222 km/h
Name	片平 亮輔 Ryosuke KATAHIRA	Total Time	36'35.657	8 Laps
Team	CLUB next Honda Dream TAKASAKI	Average Lap Time	4'52.976	
Type	CBR1000RR-R	Today's Rank	15 / 24	
		Today's Top Time	2'07.129	164.837 km/h

No	70 (Driver1)	Best Time		km/h
Name		Total Time		Laps
Team	CLUB next Honda Dream TAKASAKI	Average Lap Time		
Type	CBR1000RR-R	Today's Rank		
		Today's Top Time	2'06.090	166.196 km/h

No	70 (Driver2)	Best Time		km/h
Name	片平 亮輔	Total Time		Laps
Team	CLUB next Honda Dream TAKASAKI	Average Lap Time		
Type	CBR1000RR-R	Today's Rank		
		Today's Top Time	2'06.090	166.196 km/h

No	70 (Driver3)	Best Time		km/h
Name	Ryosuke KATAHIRA	Total Time		Laps
Team	CLUB next Honda Dream TAKASAKI	Average Lap Time		
Type	CBR1000RR-R	Today's Rank		
		Today's Top Time	2'06.090	166.196 km/h

Lap	Passing Time	Lap Time	Sec1	Sec2	Sec3	Sec4	km/h	Driver No
1.	2'24.822			24.179	51.765	25.872	281.538	0
2.	4'59.661	2'34.839 (5)	38.151	24.215	51.764	40.709	252.414	0
3.	18'34.046	13'34.385 (7)	11'55.454	23.697	49.922	25.312	279.745	0
4.	20'49.841	2'15.795 (3)	37.373	23.383	49.733	25.306	281.538	0
5.	29'45.415	8'55.574 (6)	38.179	23.670	49.738	25.363	283.355	0
6.	32'05.351	2'19.936 (4)	41.348	23.457	49.889	25.242	282.444	0
7.	34'20.653	2'15.302 (2)	37.411	23.029	49.760	25.102	281.538	0
8.	36'35.657	B 2'15.004 (1)	37.508	23.068	49.403	25.025	281.538	0



NGK SPARK PLUGS

SUZUKA 2&4 RACE



予選・決勝 SAT 決勝 SUN

4/22-23

2023 MFJ全日本ロードレース選手権シリーズ 第2戦

JSB1000 ART走行(有料) A Gr.

2023 / 4 / 21 :



個別ラップ表

Weather :Fine

Full Course 2-Wheels(5,821m)

Track :Dry

No	72	Best Time	2'14.366	155.959 km/h
Name	澤村 元章 Motoaki SAWAMURA	Total Time	32'56.337	12 Laps
Team	IRF with AZURLANE 3	Average Lap Time	2'44.361	
Type	YZF-R1	Today's Rank	13 / 24	
		Today's Top Time	2'07.129	164.837 km/h

No	72 (Driver1)	Best Time		km/h
Name		Total Time		Laps
Team	IRF with AZURLANE 3	Average Lap Time		
Type	YZF-R1	Today's Rank		
		Today's Top Time	2'06.090	166.196 km/h

No	72 (Driver2)	Best Time		km/h
Name	澤村 元章	Total Time		Laps
Team	IRF with AZURLANE 3	Average Lap Time		
Type	YZF-R1	Today's Rank		
		Today's Top Time	2'06.090	166.196 km/h

No	72 (Driver3)	Best Time		km/h
Name	Motoaki SAWAMURA	Total Time		Laps
Team	IRF with AZURLANE 3	Average Lap Time		
Type	YZF-R1	Today's Rank		
		Today's Top Time	2'06.090	166.196 km/h

Lap	Passing Time	Lap Time	Sec1	Sec2	Sec3	Sec4	km/h	Driver No
1.	2'48.359			25.108	51.597	26.198	279.745	0
2.	5'04.121	2'15.762 (7)	37.766	23.303	49.726	24.967	288.000	0
3.	9'53.591	4'49.470 (10)	40.689	24.107	50.686	25.252	277.098	0
4.	12'08.665	2'15.074 (3)	37.281	23.180	49.687	24.926	283.355	0
5.	14'23.177	2'14.512 (2)	37.430	23.039	49.297	24.746	287.059	0
6.	16'37.543	<b>B 2'14.366</b> (1)	37.065	23.071	49.265	24.965	283.355	0
7.	18'52.758	2'15.215 (4)	37.394	23.251	49.310	25.260	283.355	0
8.	23'52.592	4'59.834 (11)	41.483	23.764	50.855	25.267	279.745	0
9.	26'08.859	2'16.267 (8)	37.411	23.232	49.519	26.105	286.124	0
10.	28'25.575	2'16.716 (9)	37.206	23.360	49.435	26.715	286.124	0
11.	30'40.900	2'15.325 (5)	37.201	23.213	49.366	25.545	284.272	0
12.	32'56.337	2'15.437 (6)	37.379	23.328	49.604	25.126	285.195	0



NGK SPARK PLUGS

SUZUKA 2&4 RACE



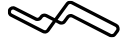
予選・決勝 SAT 決勝 SUN

4/22-23

2023 MFJ全日本ロードレース選手権シリーズ 第2戦

JSB1000 ART走行(有料) A Gr.

2023 / 4 / 21 :



SUZUKA CIRCUIT

個別ラップ表

Weather :Fine

Full Course 2-Wheels(5,821m)

Track :Dry

No	74	Best Time	2'11.614	159.220 km/h
Name	山中 将基 Masaki YAMANAKA	Total Time	41'10.973	10 Laps
Team	BIZENSEIKIKirimotoTechnoWorks1	Average Lap Time	4'16.275	
Type	Ninja ZX-10R	Today's Rank	8 / 24	
		Today's Top Time	2'07.129	164.837 km/h

No	74 (Driver1)	Best Time		km/h
Name	山中 将基 Masaki YAMANAKA	Total Time		Laps
Team	BIZENSEIKIKirimotoTechnoWorks1	Average Lap Time		
Type	Ninja ZX-10R	Today's Rank		
		Today's Top Time	2'06.090	166.196 km/h

No	74 (Driver2)	Best Time		km/h
Name	山中 将基	Total Time		Laps
Team	BIZENSEIKIKirimotoTechnoWorks1	Average Lap Time		
Type	Ninja ZX-10R	Today's Rank		
		Today's Top Time	2'06.090	166.196 km/h

No	74 (Driver3)	Best Time		km/h
Name	Masaki YAMANAKA	Total Time		Laps
Team	BIZENSEIKIKirimotoTechnoWorks1	Average Lap Time		
Type	Ninja ZX-10R	Today's Rank		
		Today's Top Time	2'06.090	166.196 km/h

Lap	Passing Time	Lap Time	Sec1	Sec2	Sec3	Sec4	km/h	Driver No
1.	2'44.498			24.406	51.274	24.801	283.355	0
2.	4'57.158	2'12.660 (6)	36.707	22.596	48.770	24.587	285.195	0
3.	7'09.126	2'11.968 (4)	36.430	22.616	48.574	24.348	286.124	0
4.	9'42.679	2'33.553 (7)	37.424	23.950	51.466	40.713	284.272	0
5.	27'12.039	17'29.360 (9)	4'04.654	24.627	50.609	24.759	283.355	0
6.	29'23.950	2'11.911 (3)	36.272	22.523	48.746	24.370	283.355	0
7.	31'35.835	2'11.885 (2)	36.328	22.518	48.598	24.441	284.272	0
8.	33'47.449	<b>B 2'11.614</b> (1)	36.268	22.614	48.447	24.285	284.272	0
9.	38'58.327	5'10.878 (8)	38.396	23.036	52.140	25.480	283.355	0
10.	41'10.973	2'12.646 (5)	36.559	22.806	48.927	24.354	284.272	0





NGK SPARK PLUGS

SUZUKA 2&4 RACE



予選・決勝 SAT 決勝 SUN

4/22-23

2023 MFJ全日本ロードレース選手権シリーズ 第2戦

JSB1000 ART走行(有料) A Gr.

2023 / 4 / 21 :



SUZUKA CIRCUIT

個別ラップ表

Weather :Fine

Full Course 2-Wheels(5,821m)

Track :Dry

No	76	Best Time	2'14.216	156.133 km/h
Name	川名 拳豊 Kento KAWANA	Total Time	29'49.786	10 Laps
Team	IRF with AZURLANE 2	Average Lap Time	3'02.223	
Type	YZF-R1	Today's Rank	12 / 24	
		Today's Top Time	2'07.129	164.837 km/h

No	76 (Driver1)	Best Time		km/h
Name		Total Time		Laps
Team	IRF with AZURLANE 2	Average Lap Time		
Type	YZF-R1	Today's Rank		
		Today's Top Time	2'06.090	166.196 km/h

No	76 (Driver2)	Best Time		km/h
Name	川名 拳豊	Total Time		Laps
Team	IRF with AZURLANE 2	Average Lap Time		
Type	YZF-R1	Today's Rank		
		Today's Top Time	2'06.090	166.196 km/h

No	76 (Driver3)	Best Time		km/h
Name	Kento KAWANA	Total Time		Laps
Team	IRF with AZURLANE 2	Average Lap Time		
Type	YZF-R1	Today's Rank		
		Today's Top Time	2'06.090	166.196 km/h

Lap	Passing Time	Lap Time	Sec1	Sec2	Sec3	Sec4	km/h	Driver No
1.	2'29.778			24.144	50.792	26.205	286.124	0
2.	4'46.355	2'16.577 (6)	37.993	23.348	49.889	25.347	288.000	0
3.	7'02.312	2'15.957 (5)	37.438	23.123	50.361	25.035	283.355	0
4.	9'17.362	2'15.050 (3)	37.032	23.227	49.519	25.272	285.195	0
5.	11'31.578	<b>B 2'14.216</b> (1)	37.078	22.837	49.441	24.860	284.272	0
6.	13'46.526	2'14.948 (2)	37.085	23.094	49.597	25.172	284.272	0
7.	19'18.069	5'31.543 (8)	39.185	23.824	51.098	26.985	280.639	0
8.	21'33.413	2'15.344 (4)	37.213	23.300	49.727	25.104	282.444	0
9.	27'32.628	5'59.215 (9)	38.794	23.620	50.321	25.629	281.538	0
10.	29'49.786	2'17.158 (7)	37.749	23.435	50.091	25.883	284.272	0



NGK SPARK PLUGS

SUZUKA 2&4 RACE



予選・決勝 SAT 決勝 SUN

4/22-23

2023 MFJ全日本ロードレース選手権シリーズ 第2戦

JSB1000 ART走行(有料) A Gr.

2023 / 4 / 21 :

SUZUKA CIRCUIT  
Full Course 2-Wheels(5,821m)

個別ラップ表

Weather :Fine  
Track :Dry

No	78	Best Time	2'15.698	154.428 km/h
Name	宮腰 武 Takeshi MIYAKOSHI	Total Time	38'05.144	13 Laps
Team	IRF with AZURLANE1	Average Lap Time	2'53.120	
Type	YZF-R1	Today's Rank	18 / 24	
		Today's Top Time	2'07.129	164.837 km/h

No	78 (Driver1)	Best Time		km/h
Name		Total Time		Laps
Team	IRF with AZURLANE1	Average Lap Time		
Type	YZF-R1	Today's Rank		
		Today's Top Time	2'06.090	166.196 km/h

No	78 (Driver2)	Best Time		km/h
Name	宮腰 武	Total Time		Laps
Team	IRF with AZURLANE1	Average Lap Time		
Type	YZF-R1	Today's Rank		
		Today's Top Time	2'06.090	166.196 km/h

No	78 (Driver3)	Best Time		km/h
Name	Takeshi MIYAKOSHI	Total Time		Laps
Team	IRF with AZURLANE1	Average Lap Time		
Type	YZF-R1	Today's Rank		
		Today's Top Time	2'06.090	166.196 km/h

Lap	Passing Time	Lap Time	Sec1	Sec2	Sec3	Sec4	km/h	Driver No
				25.494	59.462	26.396	273.645	0
1.	3'27.695	2'18.473 (11)	38.162	24.013	50.770	25.528	280.639	0
2.	5'46.168	2'16.475 (7)	37.626	23.531	50.286	25.032	280.639	0
3.	8'02.643	2'16.239 (6)	37.267	23.725	50.290	24.957	283.355	0
4.	10'18.882	2'16.692 (9)	37.460	23.495	50.527	25.210	283.355	0
5.	12'35.574	9'35.047 (12)	37.934	24.779	52.837	25.961	278.857	0
6.	22'10.621	2'17.421 (10)	37.790	23.712	50.704	25.215	282.444	0
7.	24'28.042	2'16.669 (8)	37.885	23.504	50.378	24.902	282.444	0
8.	26'44.711	2'16.189 (4)	37.386	23.417	50.328	25.058	281.538	0
9.	29'00.900	2'16.173 (3)	37.275	23.426	50.258	25.214	282.444	0
10.	31'17.073	2'16.166 (2)	37.480	23.392	50.231	25.063	280.639	0
11.	33'33.239	2'16.207 (5)	37.190	23.249	50.005	25.763	279.745	0
12.	35'49.446	<b>B 2'15.698</b> (1)	37.330	23.190	50.077	25.101	283.355	0
13.	38'05.144							



NGK SPARK PLUGS

SUZUKA 2&4 RACE



予選・決勝 SAT 決勝 SUN

4/22-23

2023 MFJ全日本ロードレース選手権シリーズ 第2戦

JSB1000 ART走行(有料) A Gr.

2023 / 4 / 21 :

 SUZUKA CIRCUIT  
Full Course 2-Wheels(5,821m)

個別ラップ表

Weather :Fine  
Track :Dry

No	80	Best Time	2'12.840	157.751 km/h
Name	吉田 光弘 Mitsuhiro YOSHIDA	Total Time	38'34.481	12 Laps
Team	Honda Ryokuyokai Kumamoto Racing	Average Lap Time	3'16.454	
Type	CBR1000RR-R	Today's Rank	10 / 24	
		Today's Top Time	2'07.129	164.837 km/h

No	80 (Driver1)	Best Time		km/h
Name		Total Time		Laps
Team	Honda Ryokuyokai Kumamoto Racing	Average Lap Time		
Type	CBR1000RR-R	Today's Rank		
		Today's Top Time	2'06.090	166.196 km/h

No	80 (Driver2)	Best Time		km/h
Name	吉田 光弘	Total Time		Laps
Team	Honda Ryokuyokai Kumamoto Racing	Average Lap Time		
Type	CBR1000RR-R	Today's Rank		
		Today's Top Time	2'06.090	166.196 km/h

No	80 (Driver3)	Best Time		km/h
Name	Mitsuhiro YOSHIDA	Total Time		Laps
Team	Honda Ryokuyokai Kumamoto Racing	Average Lap Time		
Type	CBR1000RR-R	Today's Rank		
		Today's Top Time	2'06.090	166.196 km/h

Lap	Passing Time	Lap Time	Sec1	Sec2	Sec3	Sec4	km/h	Driver No
				24.640	51.802	25.532	293.779	0
1.	2'33.482							
		2'17.033 (7)	37.788	23.334	50.004	25.907	287.059	0
2.	4'50.515							
		2'27.059 (8)	37.417	23.406	57.015	29.221	170.563	0
3.	7'17.574							
		2'15.029 (5)	37.228	23.109	49.507	25.185	295.758	0
4.	9'32.603							
		2'15.106 (6)	37.174	22.969	49.806	25.157	297.763	0
5.	11'47.709							
		6'12.009 (10)	43.229	24.021	50.350	25.841	296.757	0
6.	17'59.718							
		4'44.442 (9)	37.754	24.029	54.330	25.163	297.763	0
7.	22'44.160							
		2'14.072 (4)	36.949	22.963	49.234	24.926	297.763	0
8.	24'58.232							
		6'56.074 (11)	40.142	27.663	51.063	25.089	295.758	0
9.	31'54.306							
		2'13.597 (2)	36.946	22.867	49.053	24.731	299.795	0
10.	34'07.903							
		2'13.738 (3)	36.812	22.896	49.043	24.987	289.901	0
11.	36'21.641							
		<b>B 2'12.840 (1)</b>	36.547	22.741	48.918	24.634	298.776	0
12.	38'34.481							