



NGK SPARK PLUGS

SUZUKA 2&4 RACE



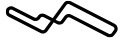
予選・決勝 SAT 決勝 SUN

4/22-23

2023 MFJ全日本ロードレース選手権シリーズ 第2戦

JSB1000 ART走行(有料) B Gr.

2023 / 4 / 21 :



SUZUKA CIRCUIT

個別ラップ表

Weather :Fine

Full Course 2-Wheels(5,821m)

Track :Dry

No	3	Best Time	2'06.655	165.454 km/h
Name	岡本 裕生 Yuki OKAMOTO	Total Time	41'09.222	13 Laps
Team	YAMAHA FACTORY RACING TEAM 2	Average Lap Time	3'14.575	
Type	YZF-R1	Today's Rank	1 / 12	
		Today's Top Time	2'06.655	165.454 km/h
No	3 (Driver1)	Best Time	2'06.806	165.257 km/h
Name	岡本 裕生 Yuki OKAMOTO	Total Time	30'25.873	8 Laps
Team	YAMAHA FACTORY RACING TEAM 2	Average Lap Time	2'39.845	
Type	YZF-R1	Today's Rank	1 / 4	
		Today's Top Time	2'06.806	165.257 km/h
No	3 (Driver2)	Best Time		km/h
Name	岡本 裕生	Total Time		Laps
Team	YAMAHA FACTORY RACING TEAM 2	Average Lap Time		
Type	YZF-R1	Today's Rank		
		Today's Top Time	2'06.806	165.257 km/h
No	3 (Driver3)	Best Time		km/h
Name	Yuki OKAMOTO	Total Time		Laps
Team	YAMAHA FACTORY RACING TEAM 2	Average Lap Time		
Type	YZF-R1	Today's Rank		
		Today's Top Time	2'06.806	165.257 km/h

Lap	Passing Time	Lap Time	Sec1	Sec2	Sec3	Sec4	km/h	Driver No
				22.963	48.919	24.062	299.795	0
1.	2'14.322							
		2'08.486 (8)	35.529	21.775	47.420	23.762	299.795	0
2.	4'22.808							
		2'06.998 (4)	34.966	21.571	46.968	23.493	302.897	0
3.	6'29.806							
		2'06.888 (3)	34.959	21.559	46.897	23.473	301.856	0
4.	8'36.694							
		<b>B 2'06.655</b> (1)	34.886	21.453	46.922	23.394	301.856	0
5.	10'43.349							
		11'46.953 (12)	36.952	22.379	48.161	24.284	291.827	1
6.	22'30.302							
		2'10.103 (9)	35.540	22.790	47.578	24.195	297.763	1
7.	24'40.405							
		2'07.411 (7)	35.011	21.584	47.304	23.512	301.856	1
8.	26'47.816							
		2'25.493 (10)	34.878	21.747	47.142	41.726	301.856	1
9.	29'13.309	Pit						
		5'34.375 (11)	4'00.220	22.263	47.880	24.012	296.757	1
10.	34'47.684							
		2'07.359 (5)	35.108	21.642	47.089	23.520	298.776	1
11.	36'55.043							
		2'06.806 (2)	34.764	21.558	46.991	23.493	298.776	1
12.	39'01.849							
		2'07.373 (6)	34.837	21.579	47.417	23.540	300.822	1
13.	41'09.222							



NGK SPARK PLUGS

SUZUKA 2&amp;4 RACE



予選・決勝 SAT 決勝 SUN

4/22-23

## 2023 MFJ全日本ロードレース選手権シリーズ 第2戦

## JSB1000 ART走行(有料) B Gr.

2023 / 4 / 21 :



SUZUKA CIRCUIT

## 個別ラップ表

Weather :Fine

Track :Dry

Full Course 2-Wheels(5,821m)

No	5	Best Time	2'07.888	163.859 km/h
Name	亀井 雄大 Yudai KAMEI	Total Time	41'53.183	15 Laps
Team	YOSHIMURA SUZUKI RIDEWIN	Average Lap Time	2'49.598	
Type	GSX-R1000R	Today's Rank	2 / 12	
		Today's Top Time	2'06.655	165.454 km/h

No	5 (Driver1)	Best Time		km/h
Name	亀井 雄大 Yudai KAMEI	Total Time		Laps
Team	YOSHIMURA SUZUKI RIDEWIN	Average Lap Time		
Type	GSX-R1000R	Today's Rank		
		Today's Top Time	2'06.806	165.257 km/h

No	5 (Driver2)	Best Time		km/h
Name	亀井 雄大	Total Time		Laps
Team	YOSHIMURA SUZUKI RIDEWIN	Average Lap Time		
Type	GSX-R1000R	Today's Rank		
		Today's Top Time	2'06.806	165.257 km/h

No	5 (Driver3)	Best Time		km/h
Name	Yudai KAMEI	Total Time		Laps
Team	YOSHIMURA SUZUKI RIDEWIN	Average Lap Time		
Type	GSX-R1000R	Today's Rank		
		Today's Top Time	2'06.806	165.257 km/h

Lap	Passing Time	Lap Time	Sec1	Sec2	Sec3	Sec4	km/h	Driver No
				23.439	49.113	24.397	303.945	0
1.	2'18.801							
		2'10.834 (12)	36.092	22.273	48.014	24.455	290.861	0
2.	4'29.635							
		2'10.235 (10)	35.783	22.456	48.256	23.740	298.776	0
3.	6'39.870							
		2'08.387 (6)	35.353	21.844	47.494	23.696	298.776	0
4.	8'48.257							
		7'23.828 (14)	36.900	22.640	48.636	23.676	298.776	0
5.	16'12.085							
		2'08.655 (7)	35.621	21.899	47.656	23.479	298.776	0
6.	18'20.740							
		2'08.371 (5)	35.276	21.833	47.271	23.991	298.776	0
7.	20'29.111							
		2'08.152 (2)	35.387	21.838	47.324	23.603	299.795	0
8.	22'37.263							
		6'20.436 (13)	37.176	23.550	49.562	24.560	297.763	0
9.	28'57.699							
		2'10.223 (9)	36.163	22.139	47.937	23.984	291.827	0
10.	31'07.922							
		2'10.695 (11)	35.623	22.138	48.848	24.086	297.763	0
11.	33'18.617							
		2'08.254 (3)	35.465	21.754	47.343	23.692	301.856	0
12.	35'26.871							
		<b>B 2'07.888</b> (1)	35.381	21.806	47.246	23.455	297.763	0
13.	37'34.759							
		2'10.167 (8)	35.607	21.979	48.637	23.944	296.757	0
14.	39'44.926							
		2'08.257 (4)	35.299	21.829	47.307	23.822	302.897	0
15.	41'53.183							



NGK SPARK PLUGS

SUZUKA 2&4 RACE



予選・決勝 SAT 決勝 SUN

4/22-23

2023 MFJ全日本ロードレース選手権シリーズ 第2戦

JSB1000 ART走行(有料) B Gr.

2023 / 4 / 21 :



SUZUKA CIRCUIT

個別ラップ表

Weather :Fine

Full Course 2-Wheels(5,821m)

Track :Dry

No	9	Best Time	2'11.039	159.919 km/h
Name	関口 太郎 Taro SEKIGUCHI	Total Time	41'57.740	10 Laps
Team	SANMEI Team TARO PLUSONE	Average Lap Time	4'23.393	
Type	M1000RR	Today's Rank	6 / 12	
		Today's Top Time	2'06.655	165.454 km/h

No	9 (Driver1)	Best Time	2'11.039	159.919 km/h
Name	関口 太郎 Taro SEKIGUCHI	Total Time	41'57.740	10 Laps
Team	SANMEI Team TARO PLUSONE	Average Lap Time	4'23.393	
Type	M1000RR	Today's Rank	3 / 4	
		Today's Top Time	2'06.806	165.257 km/h

No	9 (Driver2)	Best Time		km/h
Name	関口 太郎	Total Time		Laps
Team	SANMEI Team TARO PLUSONE	Average Lap Time		
Type	M1000RR	Today's Rank		
		Today's Top Time	2'06.806	165.257 km/h

No	9 (Driver3)	Best Time		km/h
Name	Taro SEKIGUCHI	Total Time		Laps
Team	SANMEI Team TARO PLUSONE	Average Lap Time		
Type	M1000RR	Today's Rank		
		Today's Top Time	2'06.806	165.257 km/h

Lap	Passing Time	Lap Time	Sec1	Sec2	Sec3	Sec4	km/h	Driver No
				24.862	50.346	25.696	285.195	1
1.	2'27.201							
		2'15.582 (7)	36.587	23.400	49.845	25.750	285.195	1
2.	4'42.783							
		2'12.872 (6)	36.615	22.681	49.022	24.554	294.765	1
3.	6'55.655							
		2'12.109 (5)	36.374	22.512	48.963	24.260	292.800	1
4.	9'07.764							
		2'11.922 (4)	36.393	22.370	48.875	24.284	288.947	1
5.	11'19.686							
		<b>B 2'11.039 (1)</b>	36.150	22.324	48.265	24.300	288.947	1
6.	13'30.725							
		10'05.697 (8)	37.218	24.230	50.328	24.561	287.059	1
7.	23'36.422							
		2'11.599 (3)	36.242	22.210	48.720	24.427	289.901	1
8.	25'48.021							
		2'11.081 (2)	36.047	22.331	48.362	24.341	288.947	1
9.	27'59.102							
		13'58.638 (9)	37.060	24.723	55.476	24.937	287.059	1
10.	41'57.740							



NGK SPARK PLUGS

SUZUKA 2&amp;4 RACE



予選・決勝 SAT 決勝 SUN

4/22-23

## 2023 MFJ全日本ロードレース選手権シリーズ 第2戦

## JSB1000 ART走行(有料) B Gr.

2023 / 4 / 21 :



SUZUKA CIRCUIT

## 個別ラップ表

Weather :Fine

Track :Dry

Full Course 2-Wheels(5,821m)

No	11	Best Time	2'10.655	160.389 km/h
Name	柳川 明 Akira YANAGAWA	Total Time	40'52.684	9 Laps
Team	KRP SANYOUKOUGYO RSITOH	Average Lap Time	4'47.888	
Type	Ninja ZX-10R	Today's Rank	5 / 12	
		Today's Top Time	2'06.655	165.454 km/h

No	11 (Driver1)	Best Time		km/h
Name	柳川 明 Akira YANAGAWA	Total Time		Laps
Team	KRP SANYOUKOUGYO RSITOH	Average Lap Time		
Type	Ninja ZX-10R	Today's Rank		
		Today's Top Time	2'06.806	165.257 km/h

No	11 (Driver2)	Best Time		km/h
Name	柳川 明	Total Time		Laps
Team	KRP SANYOUKOUGYO RSITOH	Average Lap Time		
Type	Ninja ZX-10R	Today's Rank		
		Today's Top Time	2'06.806	165.257 km/h

No	11 (Driver3)	Best Time		km/h
Name	Akira YANAGAWA	Total Time		Laps
Team	KRP SANYOUKOUGYO RSITOH	Average Lap Time		
Type	Ninja ZX-10R	Today's Rank		
		Today's Top Time	2'06.806	165.257 km/h

Lap	Passing Time	Lap Time	Sec1	Sec2	Sec3	Sec4	km/h	Driver No
1.	2'29.574			24.151	50.329	24.930	293.779	0
2.	4'42.942	2'13.368 (5)	36.420	23.221	48.592	25.135	297.763	0
3.	8'26.473	3'43.531 (6)	38.596	22.677	48.416	24.260	293.779	0
4.	10'37.128	<b>B 2'10.655</b> (1)	35.732	22.277	48.276	24.370	292.800	0
5.	22'28.509	11'51.381 (8)	39.018	26.597	52.009	25.076	294.765	0
6.	24'40.286	2'11.777 (4)	35.772	22.241	48.917	24.847	294.765	0
7.	26'51.996	2'11.710 (3)	36.627	22.388	48.454	24.241	293.779	0
8.	29'03.301	2'11.305 (2)	35.885	22.467	48.426	24.527	292.800	0
9.	40'52.684	11'49.383 (7)	39.783	23.510	49.815	24.696	288.000	0



NGK SPARK PLUGS

SUZUKA 2&amp;4 RACE



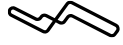
予選・決勝 SAT 決勝 SUN

4/22-23

## 2023 MFJ全日本ロードレース選手権シリーズ 第2戦

## JSB1000 ART走行(有料) B Gr.

2023 / 4 / 21 :



SUZUKA CIRCUIT

## 個別ラップ表

Weather :Fine

Track :Dry

Full Course 2-Wheels(5,821m)

No	13	Best Time	2'11.231	159.685 km/h
Name	津田 一磨 Kazuma TSUDA	Total Time	40'29.938	14 Laps
Team	Team BabyFace	Average Lap Time	2'55.687	
Type	YZF-R1	Today's Rank	7 / 12	
		Today's Top Time	2'06.655	165.454 km/h

No	13 (Driver1)	Best Time		km/h
Name	津田 一磨 Kazuma TSUDA	Total Time		Laps
Team	Team BabyFace	Average Lap Time		
Type	YZF-R1	Today's Rank		
		Today's Top Time	2'06.806	165.257 km/h

No	13 (Driver2)	Best Time		km/h
Name	津田 一磨	Total Time		Laps
Team	Team BabyFace	Average Lap Time		
Type	YZF-R1	Today's Rank		
		Today's Top Time	2'06.806	165.257 km/h

No	13 (Driver3)	Best Time		km/h
Name	Kazuma TSUDA	Total Time		Laps
Team	Team BabyFace	Average Lap Time		
Type	YZF-R1	Today's Rank		
		Today's Top Time	2'06.806	165.257 km/h

Lap	Passing Time	Lap Time	Sec1	Sec2	Sec3	Sec4	km/h	Driver No
				24.730	50.765	25.019	289.901	0
1.	2'26.005							
2.	4'41.417	2'15.412 (7)	36.745	23.547	49.658	25.462	285.195	0
3.	7'01.711	2'20.294 (9)	37.897	23.958	51.139	27.300	290.861	0
4.	11'20.081	4'18.370 (12)	39.322	23.515	49.785	24.457	291.827	0
5.	13'31.797	2'11.716 (4)	36.277	22.554	48.578	24.307	290.861	0
6.	15'46.434	2'14.637 (6)	37.420	22.977	49.274	24.966	280.639	0
7.	18'08.452	2'22.018 (10)	45.893	22.986	48.874	24.265	288.000	0
8.	20'19.695	2'11.243 (2)	35.919	22.565	48.683	24.076	288.000	0
9.	29'09.812	8'50.117 (13)	40.480	24.890	50.625	24.828	287.059	0
10.	31'23.545	2'13.733 (5)	36.944	22.931	49.301	24.557	288.000	0
11.	33'34.833	2'11.288 (3)	35.926	22.440	48.660	24.262	288.947	0
12.	36'00.671	2'25.838 (11)	41.716	27.870	51.298	24.954	284.272	0
13.	38'18.707	2'18.036 (8)	36.695	22.883	53.376	25.082	285.195	0
14.	40'29.938	<b>B 2'11.231 (1)</b>	35.942	22.478	48.713	24.098	289.901	0



NGK SPARK PLUGS

SUZUKA 2&amp;4 RACE



予選・決勝 SAT 決勝 SUN

4/22-23

## 2023 MFJ全日本ロードレース選手権シリーズ 第2戦

## JSB1000 ART走行(有料) B Gr.

2023 / 4 / 21 :



SUZUKA CIRCUIT

## 個別ラップ表

Weather :Fine

Track :Dry

Full Course 2-Wheels(5,821m)

No	17	Best Time	2'08.755	162.756 km/h
Name	児玉 勇太 Yuta KODAMA	Total Time	41'10.126	14 Laps
Team	Team Kodama	Average Lap Time	2'59.091	
Type	YZF-R1	Today's Rank	3 / 12	
		Today's Top Time	2'06.655	165.454 km/h
No	17 (Driver1)	Best Time	2'10.923	160.060 km/h
Name	児玉 勇太 Yuta KODAMA	Total Time	6'44.972	3 Laps
Team	Team Kodama	Average Lap Time	2'11.520	
Type	YZF-R1	Today's Rank	2 / 4	
		Today's Top Time	2'06.806	165.257 km/h
No	17 (Driver2)	Best Time		km/h
Name	児玉 勇太	Total Time		Laps
Team	Team Kodama	Average Lap Time		
Type	YZF-R1	Today's Rank		
		Today's Top Time	2'06.806	165.257 km/h
No	17 (Driver3)	Best Time		km/h
Name	Yuta KODAMA	Total Time		Laps
Team	Team Kodama	Average Lap Time		
Type	YZF-R1	Today's Rank		
		Today's Top Time	2'06.806	165.257 km/h

Lap	Passing Time	Lap Time	Sec1	Sec2	Sec3	Sec4	km/h	Driver No
				23.842	49.971	25.253	282.444	1
1.	2'21.931							
		2'12.118 (9)	36.572	22.733	48.634	24.179	288.947	1
2.	4'34.049							
		2'10.923 (7)	36.010	22.609	48.165	24.139	290.861	1
3.	6'44.972							
		5'23.917 (12)	37.076	23.120	49.010	25.816	288.947	0
4.	12'08.889							
		4'20.111 (11)	38.284	22.671	48.763	24.284	290.861	0
5.	16'29.000							
		2'10.957 (8)	35.836	22.409	48.605	24.107	290.861	0
6.	18'39.957							
		2'09.913 (5)	35.649	22.208	48.191	23.865	289.901	0
7.	20'49.870							
		2'10.038 (6)	35.547	22.208	48.151	24.132	291.827	0
8.	22'59.908							
		7'13.962 (13)	38.059	23.133	48.489	24.443	288.000	0
9.	30'13.870							
		2'09.300 (4)	35.650	22.124	47.741	23.785	291.827	0
10.	32'23.170							
		2'09.159 (3)	35.337	21.988	47.766	24.068	290.861	0
11.	34'32.329							
		2'09.066 (2)	35.338	22.307	47.586	23.835	290.861	0
12.	36'41.395							
		<b>B 2'08.755</b> (1)	35.273	21.884	47.610	23.988	290.861	0
13.	38'50.150							
		2'19.976 (10)	39.660	24.891	51.350	24.075	290.861	0
14.	41'10.126							



NGK SPARK PLUGS

SUZUKA 2&4 RACE



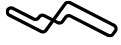
予選・決勝 SAT 決勝 SUN

4/22-23

2023 MFJ全日本ロードレース選手権シリーズ 第2戦

JSB1000 ART走行(有料) B Gr.

2023 / 4 / 21 :



SUZUKA CIRCUIT

個別ラップ表

Weather :Fine

Full Course 2-Wheels(5,821m)

Track :Dry

No	19	Best Time	2'09.861	161.369 km/h
Name	國峰 啄磨 Takuma KUNIMINE	Total Time	41'03.828	13 Laps
Team	TOHO Racing	Average Lap Time	3'12.996	
Type	CBR1000RR-R	Today's Rank	4 / 12	
		Today's Top Time	2'06.655	165.454 km/h

No	19 (Driver1)	Best Time		km/h
Name		Total Time		Laps
Team	TOHO Racing	Average Lap Time		
Type	CBR1000RR-R	Today's Rank		
		Today's Top Time	2'06.806	165.257 km/h

No	19 (Driver2)	Best Time		km/h
Name	國峰 啄磨	Total Time		Laps
Team	TOHO Racing	Average Lap Time		
Type	CBR1000RR-R	Today's Rank		
		Today's Top Time	2'06.806	165.257 km/h

No	19 (Driver3)	Best Time		km/h
Name	Takuma KUNIMINE	Total Time		Laps
Team	TOHO Racing	Average Lap Time		
Type	CBR1000RR-R	Today's Rank		
		Today's Top Time	2'06.806	165.257 km/h

Lap	Passing Time	Lap Time	Sec1	Sec2	Sec3	Sec4	km/h	Driver No
1.	2'27.872			24.331	49.725	25.507	292.800	0
2.	4'41.687	2'13.815 (8)	36.539	23.023	49.035	25.218	276.226	0
3.	6'53.248	2'11.561 (7)	36.848	22.328	48.215	24.170	298.776	0
4.	9'03.279	2'10.031 (2)	35.878	22.217	47.924	24.012	299.795	0
5.	11'13.946	2'10.667 (4)	36.269	22.144	47.948	24.306	297.763	0
6.	13'49.171	2'35.225 (9)	36.132	23.193	55.081	40.819	225.810	0
7.	20'37.899	6'48.728 (11)	5'11.264	23.448	49.277	24.739	293.779	0
8.	22'49.021	2'11.122 (6)	36.083	22.454	48.293	24.292	296.757	0
9.	24'59.838	2'10.817 (5)	36.170	22.370	48.150	24.127	299.795	0
10.	27'37.337	2'37.499 (10)	36.528	22.644	52.142	46.185	157.702	0
11.	36'43.876	9'06.539 (12)	7'25.972	24.737	50.317	25.513	280.639	0
12.	38'53.737	<b>B 2'09.861</b> (1)	35.752	22.248	47.806	24.055	296.757	0
13.	41'03.828	2'10.091 (3)	35.975	22.191	47.861	24.064	297.763	0



NGK SPARK PLUGS

SUZUKA 2&4 RACE



予選・決勝 SAT 決勝 SUN

4/22-23

2023 MFJ全日本ロードレース選手権シリーズ 第2戦

JSB1000 ART走行(有料) B Gr.

2023 / 4 / 21 :



SUZUKA CIRCUIT

個別ラップ表

Weather :Fine

Track :Dry

Full Course 2-Wheels(5,821m)

No	21	Best Time	2'11.616	159.218 km/h
Name	田尻 悠人 Yuto TAJIRI	Total Time	40'29.592	12 Laps
Team	GOSHI Racing	Average Lap Time	3'27.528	
Type	CBR1000RR-R	Today's Rank	9 / 12	
		Today's Top Time	2'06.655	165.454 km/h

No	21 (Driver1)	Best Time		km/h
Name		Total Time		Laps
Team	GOSHI Racing	Average Lap Time		
Type	CBR1000RR-R	Today's Rank		
		Today's Top Time	2'06.806	165.257 km/h

No	21 (Driver2)	Best Time		km/h
Name	田尻 悠人	Total Time		Laps
Team	GOSHI Racing	Average Lap Time		
Type	CBR1000RR-R	Today's Rank		
		Today's Top Time	2'06.806	165.257 km/h

No	21 (Driver3)	Best Time		km/h
Name	Yuto TAJIRI	Total Time		Laps
Team	GOSHI Racing	Average Lap Time		
Type	CBR1000RR-R	Today's Rank		
		Today's Top Time	2'06.806	165.257 km/h

Lap	Passing Time	Lap Time	Sec1	Sec2	Sec3	Sec4	km/h	Driver No
1.	2'26.778			24.827	50.753	25.376	286.124	0
2.	4'41.543	2'14.765 (9)	36.801	23.242	49.413	25.309	288.947	0
3.	6'55.442	2'13.899 (8)	37.375	23.042	49.115	24.367	296.757	0
4.	9'07.581	2'12.139 (4)	36.467	22.503	48.663	24.506	292.800	0
5.	16'30.481	7'22.900 (10)	37.802	23.467	49.973	24.821	292.800	0
6.	18'43.271	2'12.790 (5)	36.718	22.537	49.009	24.526	289.901	0
7.	20'55.197	2'11.926 (2)	36.461	22.357	48.678	24.430	290.861	0
8.	31'39.411	10'44.214 (11)	42.328	23.223	49.593	24.921	288.947	0
9.	33'52.505	2'13.094 (6)	37.014	22.683	48.949	24.448	289.901	0
10.	36'04.121	<b>B 2'11.616</b> (1)	36.322	22.475	48.479	24.340	289.901	0
11.	38'17.632	2'13.511 (7)	36.440	22.450	50.168	24.453	288.000	0
12.	40'29.592	2'11.960 (3)	36.199	22.518	48.939	24.304	289.901	0





NGK SPARK PLUGS

SUZUKA 2&amp;4 RACE



予選・決勝 SAT 決勝 SUN

4/22-23

## 2023 MFJ全日本ロードレース選手権シリーズ 第2戦

## JSB1000 ART走行(有料) B Gr.

2023 / 4 / 21 :



SUZUKA CIRCUIT

## 個別ラップ表

Weather :Fine

Full Course 2-Wheels(5,821m)

Track :Dry

No	39	Best Time	2'13.317	157.186 km/h
Name	芳賀 瑛大 Akito HAGA	Total Time	37'50.675	13 Laps
Team	WORK NAVI Nitro Racing	Average Lap Time	2'57.016	
Type	YZF-R1	Today's Rank	11 / 12	
		Today's Top Time	2'06.655	165.454 km/h

No	39 (Driver1)	Best Time		km/h
Name		Total Time		Laps
Team	WORK NAVI Nitro Racing	Average Lap Time		
Type	YZF-R1	Today's Rank		
		Today's Top Time	2'06.806	165.257 km/h

No	39 (Driver2)	Best Time		km/h
Name	芳賀 瑛大	Total Time		Laps
Team	WORK NAVI Nitro Racing	Average Lap Time		
Type	YZF-R1	Today's Rank		
		Today's Top Time	2'06.806	165.257 km/h

No	39 (Driver3)	Best Time		km/h
Name	Akito HAGA	Total Time		Laps
Team	WORK NAVI Nitro Racing	Average Lap Time		
Type	YZF-R1	Today's Rank		
		Today's Top Time	2'06.806	165.257 km/h

Lap	Passing Time	Lap Time	Sec1	Sec2	Sec3	Sec4	km/h	Driver No
				24.758	50.770	25.338	279.745	0
1.	2'26.472							
		2'15.724 (9)	36.833	23.234	49.686	25.971	273.645	0
2.	4'42.196							
		2'15.544 (7)	37.522	23.342	49.535	25.145	288.947	0
3.	6'57.740							
		<b>B 2'13.317 (1)</b>	36.696	22.877	49.177	24.567	289.901	0
4.	9'11.057							
		2'32.523 (10)	36.757	23.092	51.736	40.938	262.209	0
5.	11'43.580	Pit						
		6'04.309 (11)	4'25.812	23.390	50.143	24.964	284.272	0
6.	17'47.889							
		2'14.668 (2)	37.114	23.021	49.661	24.872	286.124	0
7.	20'02.557							
		6'33.008 (12)	37.482	23.376	50.364	24.825	286.124	0
8.	26'35.565							
		2'14.935 (6)	37.084	22.911	50.014	24.926	284.272	0
9.	28'50.500							
		2'14.915 (5)	36.977	23.012	50.124	24.802	284.272	0
10.	31'05.415							
		2'15.674 (8)	37.063	22.967	50.260	25.384	287.059	0
11.	33'21.089							
		2'14.697 (3)	37.046	23.168	49.741	24.742	286.124	0
12.	35'35.786							
		2'14.889 (4)	36.926	23.025	49.992	24.946	284.272	0
13.	37'50.675							



NGK SPARK PLUGS

SUZUKA 2&amp;4 RACE



予選・決勝 SAT 決勝 SUN

4/22-23

## 2023 MFJ全日本ロードレース選手権シリーズ 第2戦

## JSB1000 ART走行(有料) B Gr.

2023 / 4 / 21 :



SUZUKA CIRCUIT

## 個別ラップ表

Weather :Fine

Track :Dry

Full Course 2-Wheels(5,821m)

No	59	Best Time	2'11.560	159.285 km/h
Name	中村 竜也 Tatsuya NAKAMURA	Total Time	42'01.711	14 Laps
Team	KRP SANYOUKOUGYO&MATSUBA RS-ITOH	Average Lap Time	3'02.394	
Type	Ninja ZX-10RR	Today's Rank	8 / 12	
		Today's Top Time	2'06.655	165.454 km/h

No	59 (Driver1)	Best Time		km/h
Name		Total Time		Laps
Team	KRP SANYOUKOUGYO&MATSUBA RS-ITOH	Average Lap Time		
Type	Ninja ZX-10RR	Today's Rank		
		Today's Top Time	2'06.806	165.257 km/h

No	59 (Driver2)	Best Time		km/h
Name	中村 竜也	Total Time		Laps
Team	KRP SANYOUKOUGYO&MATSUBA RS-ITOH	Average Lap Time		
Type	Ninja ZX-10RR	Today's Rank		
		Today's Top Time	2'06.806	165.257 km/h

No	59 (Driver3)	Best Time		km/h
Name	Tatsuya NAKAMURA	Total Time		Laps
Team	KRP SANYOUKOUGYO&MATSUBA RS-ITOH	Average Lap Time		
Type	Ninja ZX-10RR	Today's Rank		
		Today's Top Time	2'06.806	165.257 km/h

Lap	Passing Time	Lap Time	Sec1	Sec2	Sec3	Sec4	km/h	Driver No
				24.963	51.125	25.842	284.272	0
1.	2'30.588							
		2'15.787 (10)	37.222	23.296	49.292	25.977	295.758	0
2.	4'46.375							
		2'14.787 (9)	36.413	22.674	49.404	26.296	278.857	0
3.	7'01.162							
		2'11.833 (3)	36.031	22.635	48.387	24.780	288.947	0
4.	9'12.995							
		2'14.169 (8)	37.253	22.903	49.257	24.756	288.947	0
5.	11'27.164							
		2'11.974 (4)	36.174	22.586	48.765	24.449	295.758	0
6.	13'39.138							
		2'12.720 (5)	36.215	22.778	49.106	24.621	292.800	0
7.	15'51.858							
		10'11.817 (13)	39.722	23.822	50.138	26.124	292.800	0
8.	26'03.675							
		2'13.097 (7)	36.650	22.734	48.983	24.730	292.800	0
9.	28'16.772							
		2'16.624 (11)	36.116	22.761	49.127	28.620	291.827	0
10.	30'33.396							
		2'12.903 (6)	36.378	22.671	48.862	24.992	292.800	0
11.	32'46.299							
		<b>B 2'11.560 (1)</b>	36.060	22.494	48.561	24.445	292.800	0
12.	34'57.859							
		2'11.576 (2)	36.150	22.452	48.624	24.350	286.124	0
13.	37'09.435							
		4'52.276 (12)	44.397	23.185	49.737	25.204	292.800	0
14.	42'01.711							



NGK SPARK PLUGS

SUZUKA 2&4 RACE



予選・決勝 SAT 決勝 SUN

4/22-23

2023 MFJ全日本ロードレース選手権シリーズ 第2戦

JSB1000 ART走行(有料) B Gr.

2023 / 4 / 21 :

SUZUKA CIRCUIT  
Full Course 2-Wheels(5,821m)

個別ラップ表

Weather :Fine  
Track :Dry

No	63	Best Time	2'11.704	159.111 km/h
Name	綿貫 舞空 Maiku WATANUKI	Total Time	41'53.140	16 Laps
Team	TONE RT SYNCEDGE4413 BMW	Average Lap Time	2'38.433	
Type	M1000RR	Today's Rank	10 / 12	
		Today's Top Time	2'06.655	165.454 km/h
No	63 (Driver1)	Best Time		km/h
Name		Total Time		Laps
Team	TONE RT SYNCEDGE4413 BMW	Average Lap Time		
Type	M1000RR	Today's Rank		
		Today's Top Time	2'06.806	165.257 km/h
No	63 (Driver2)	Best Time		km/h
Name	綿貫 舞空	Total Time		Laps
Team	TONE RT SYNCEDGE4413 BMW	Average Lap Time		
Type	M1000RR	Today's Rank		
		Today's Top Time	2'06.806	165.257 km/h
No	63 (Driver3)	Best Time		km/h
Name	Maiku WATANUKI	Total Time		Laps
Team	TONE RT SYNCEDGE4413 BMW	Average Lap Time		
Type	M1000RR	Today's Rank		
		Today's Top Time	2'06.806	165.257 km/h

Lap	Passing Time	Lap Time	Sec1	Sec2	Sec3	Sec4	km/h	Driver No
1.	2'16.634			23.195	49.572	25.237	295.758	0
2.	4'28.711	2'12.077 (2)	36.221	22.333	48.728	24.795	288.947	0
3.	6'41.018	2'12.307 (3)	36.306	22.530	48.703	24.768	290.861	0
4.	8'52.722	<b>B 2'11.704</b> (1)	36.088	22.537	48.725	24.354	291.827	0
5.	11'23.560	2'30.838 (14)	36.378	22.881	51.434	40.145	265.378	0
6.	19'33.956	Pit 8'10.396 (15)	6'32.816	23.340	49.374	24.866	287.059	0
7.	21'47.536	2'13.580 (8)	36.886	22.852	49.124	24.718	289.901	0
8.	24'00.719	2'13.183 (4)	36.617	22.764	49.061	24.741	288.947	0
9.	26'14.365	2'13.646 (9)	36.741	22.816	49.205	24.884	289.901	0
10.	28'27.865	2'13.500 (7)	36.928	22.888	49.058	24.626	287.059	0
11.	30'41.250	2'13.385 (6)	36.747	22.822	49.185	24.631	288.000	0
12.	32'55.179	2'13.929 (11)	36.730	23.177	49.294	24.728	288.000	0
13.	35'08.379	2'13.200 (5)	36.631	22.915	49.011	24.643	288.947	0
14.	37'22.098	2'13.719 (10)	36.794	22.907	49.172	24.846	287.059	0
15.	39'38.786	2'16.688 (13)	37.157	24.111	50.437	24.983	286.124	0
16.	41'53.140	2'14.354 (12)	37.025	23.036	49.341	24.952	288.000	0



NGK SPARK PLUGS

SUZUKA 2&4 RACE



予選・決勝 SAT 決勝 SUN

4/22-23

2023 MFJ全日本ロードレース選手権シリーズ 第2戦

JSB1000 ART走行(有料) B Gr.

2023 / 4 / 21 :



SUZUKA CIRCUIT

個別ラップ表

Weather :Fine

Track :Dry

Full Course 2-Wheels(5,821m)

No	77	Best Time	2'16.331	153.711 km/h
Name	中島 元気 Genki NAKAJIMA	Total Time	13'00.865	4 Laps
Team	Honda Hamamatsu ESCARGOT RT	Average Lap Time	3'29.553	
Type	CBR1000RR-R	Today's Rank	12 / 12	
		Today's Top Time	2'06.655	165.454 km/h

No	77 (Driver1)	Best Time		km/h
Name	中島 元気 Genki NAKAJIMA	Total Time		Laps
Team	Honda Hamamatsu ESCARGOT RT	Average Lap Time		
Type	CBR1000RR-R	Today's Rank		
		Today's Top Time	2'06.806	165.257 km/h

No	77 (Driver2)	Best Time		km/h
Name	中島 元気	Total Time		Laps
Team	Honda Hamamatsu ESCARGOT RT	Average Lap Time		
Type	CBR1000RR-R	Today's Rank		
		Today's Top Time	2'06.806	165.257 km/h

No	77 (Driver3)	Best Time		km/h
Name	Genki NAKAJIMA	Total Time		Laps
Team	Honda Hamamatsu ESCARGOT RT	Average Lap Time		
Type	CBR1000RR-R	Today's Rank		
		Today's Top Time	2'06.806	165.257 km/h

Lap	Passing Time	Lap Time	Sec1	Sec2	Sec3	Sec4	km/h	Driver No
1.	2'32.204			25.145	51.487	26.765	270.277	0
2.	4'50.657	2'18.453 (2)	38.268	23.550	50.660	25.975	277.975	0
3.	7'06.988	<b>B 2'16.331</b> (1)	37.606	23.221	50.279	25.225	292.800	0
4.	13'00.865	5'53.877 (3)	37.474	25.886	50.778	25.599	291.827	0



NGK SPARK PLUGS

SUZUKA 2&4 RACE



予選・決勝 SAT 決勝 SUN

4/22-23

2023 MFJ全日本ロードレース選手権シリーズ 第2戦

JSB1000 ART走行(有料) B Gr.

2023 / 4 / 21 :

SUZUKA CIRCUIT

個別ラップ表

Weather :Fine

Full Course 2-Wheels(5,821m)

Track :Dry

No	15	Best Time	2'07.654	164.159 km/h
Name	名越 哲平 Teppei NAGOE	Total Time	41'25.923	14 Laps
Team	SDG Honda Racing	Average Lap Time	2'59.003	
Type	CBR1000RR-R	Today's Rank	1 / 23	
		Today's Top Time	2'07.654	164.159 km/h

No	15 (Driver1)	Best Time		km/h
Name	名越 哲平 Teppei NAGOE	Total Time		Laps
Team	SDG Honda Racing	Average Lap Time		
Type	CBR1000RR-R	Today's Rank		
		Today's Top Time	2'06.806	165.257 km/h

No	15 (Driver2)	Best Time		km/h
Name	名越 哲平	Total Time		Laps
Team	SDG Honda Racing	Average Lap Time		
Type	CBR1000RR-R	Today's Rank		
		Today's Top Time	2'06.806	165.257 km/h

No	15 (Driver3)	Best Time		km/h
Name	Teppei NAGOE	Total Time		Laps
Team	SDG Honda Racing	Average Lap Time		
Type	CBR1000RR-R	Today's Rank		
		Today's Top Time	2'06.806	165.257 km/h

Lap	Passing Time	Lap Time	Sec1	Sec2	Sec3	Sec4	km/h	Driver No
1.	2'38.884 Pit			22.735	48.768	48.116	298.776	0
		2'38.810 (11)	1'04.631	22.185	48.040	23.954	299.795	0
2.	5'17.694	<b>B 2'07.654</b> (1)	35.060	21.733	47.083	23.778	300.822	0
3.	7'25.348	2'29.150 (10)	34.917	21.739	51.056	41.438	236.129	0
4.	9'54.498 Pit	8'09.867 (13)	6'36.015	22.113	47.675	24.064	298.776	0
5.	18'04.365	2'08.378 (7)	35.076	21.832	47.876	23.594	300.822	0
6.	20'12.743	2'08.090 (4)	35.130	21.970	47.373	23.617	299.795	0
7.	22'20.833	2'07.981 (2)	35.307	21.805	47.253	23.616	300.822	0
8.	24'28.814	2'08.258 (6)	35.264	21.974	47.327	23.693	301.856	0
9.	26'37.072	6'15.382 (12)	44.379	22.329	47.585	23.830	298.776	0
10.	32'52.454	2'08.027 (3)	35.256	21.719	47.275	23.777	299.795	0
11.	35'00.481	2'08.192 (5)	35.164	21.818	47.558	23.652	297.763	0
12.	37'08.673	2'08.563 (8)	35.263	21.994	47.448	23.858	297.763	0
13.	39'17.236	2'08.687 (9)	35.446	21.877	47.516	23.848	298.776	0
14.	41'25.923							



NGK SPARK PLUGS

SUZUKA 2&4 RACE



予選・決勝 SAT 決勝 SUN

4/22-23

2023 MFJ全日本ロードレース選手権シリーズ 第2戦

JSB1000 ART走行(有料) B Gr.

2023 / 4 / 21 :



SUZUKA CIRCUIT

個別ラップ表

Weather :Fine

Full Course 2-Wheels(5,821m)

Track :Dry

No	23	Best Time	2'11.438	159.433 km/h
Name	武田 雄一 Yuichi TAKEDA	Total Time	41'15.561	11 Laps
Team	OGURA CLUTCH ORC with RIDE IN 1	Average Lap Time	3'52.802	
Type	YZF-R1	Today's Rank	11 / 23	
		Today's Top Time	2'07.654	164.159 km/h

No	23 (Driver1)	Best Time		km/h
Name		Total Time		Laps
Team	OGURA CLUTCH ORC with RIDE IN 1	Average Lap Time		
Type	YZF-R1	Today's Rank		
		Today's Top Time	2'06.806	165.257 km/h

No	23 (Driver2)	Best Time		km/h
Name	武田 雄一	Total Time		Laps
Team	OGURA CLUTCH ORC with RIDE IN 1	Average Lap Time		
Type	YZF-R1	Today's Rank		
		Today's Top Time	2'06.806	165.257 km/h

No	23 (Driver3)	Best Time		km/h
Name	Yuichi TAKEDA	Total Time		Laps
Team	OGURA CLUTCH ORC with RIDE IN 1	Average Lap Time		
Type	YZF-R1	Today's Rank		
		Today's Top Time	2'06.806	165.257 km/h

Lap	Passing Time	Lap Time	Sec1	Sec2	Sec3	Sec4	km/h	Driver No
				24.655	50.918	25.338	277.098	0
1.	2'27.532							
		2'14.991 (8)	36.710	23.018	49.351	25.912	266.182	0
2.	4'42.523							
		2'14.505 (6)	37.046	22.686	49.802	24.971	283.355	0
3.	6'57.028							
		2'13.096 (5)	37.094	22.375	48.960	24.667	288.000	0
4.	9'10.124							
		2'12.163 (3)	36.200	22.335	48.880	24.748	288.000	0
5.	11'22.287							
		13'33.760 (10)	38.912	24.371	49.639	25.026	286.124	0
6.	24'56.047							
		2'12.294 (4)	36.304	22.242	49.060	24.688	287.059	0
7.	27'08.341							
		<b>B 2'11.438</b> (1)	36.096	22.124	48.719	24.499	286.124	0
8.	29'19.779							
		7'29.294 (9)	39.812	23.199	50.397	24.910	283.355	0
9.	36'49.073							
		2'14.509 (7)	36.451	22.391	50.810	24.857	277.098	0
10.	39'03.582							
		2'11.979 (2)	36.246	22.263	48.816	24.654	284.272	0
11.	41'15.561							



NGK SPARK PLUGS

SUZUKA 2&4 RACE



予選・決勝 SAT 決勝 SUN

4/22-23

2023 MFJ全日本ロードレース選手権シリーズ 第2戦

JSB1000 ART走行(有料) B Gr.

2023 / 4 / 21 :



SUZUKA CIRCUIT

個別ラップ表

Weather :Fine

Full Course 2-Wheels(5,821m)

Track :Dry

No	28	Best Time	2'10.974	159.998 km/h
Name	伊達 悠太 Yuta DATE	Total Time	41'53.761	7 Laps
Team	AKENO SPEED・MAVERICK	Average Lap Time	6'05.062	
Type	YZF-R1	Today's Rank	9 / 23	
		Today's Top Time	2'07.654	164.159 km/h

No	28 (Driver1)	Best Time		km/h
Name		Total Time		Laps
Team	AKENO SPEED・MAVERICK	Average Lap Time		
Type	YZF-R1	Today's Rank		
		Today's Top Time	2'06.806	165.257 km/h

No	28 (Driver2)	Best Time		km/h
Name	伊達 悠太	Total Time		Laps
Team	AKENO SPEED・MAVERICK	Average Lap Time		
Type	YZF-R1	Today's Rank		
		Today's Top Time	2'06.806	165.257 km/h

No	28 (Driver3)	Best Time		km/h
Name	Yuta DATE	Total Time		Laps
Team	AKENO SPEED・MAVERICK	Average Lap Time		
Type	YZF-R1	Today's Rank		
		Today's Top Time	2'06.806	165.257 km/h

Lap	Passing Time	Lap Time	Sec1	Sec2	Sec3	Sec4	km/h	Driver No
1.	5'23.386 Pit			23.326	49.810	37.279	285.195	0
2.	10'04.746	4'41.360 (5)	3'01.349	23.034	49.332	27.645	286.124	0
3.	33'02.178	22'57.432 (6)	21'19.554	23.547	49.797	24.534	284.272	0
4.	35'13.797	2'11.619 (3)	36.560	22.365	48.603	24.091	285.195	0
5.	37'24.771	<b>B 2'10.974</b> (1)	36.195	22.289	48.470	24.020	284.272	0
6.	39'42.532	2'17.761 (4)	40.295	24.363	48.803	24.300	287.059	0
7.	41'53.761	2'11.229 (2)	36.271	22.401	48.345	24.212	290.861	0



NGK SPARK PLUGS

SUZUKA 2&4 RACE



予選・決勝 SAT 決勝 SUN

4/22-23

2023 MFJ全日本ロードレース選手権シリーズ 第2戦

JSB1000 ART走行(有料) B Gr.

2023 / 4 / 21 :

SUZUKA CIRCUIT  
Full Course 2-Wheels(5,821m)

個別ラップ表

Weather :Fine  
Track :Dry

No	32	Best Time	2'11.454	159.414 km/h
Name	谷本 音虹郎 Otojiro TANIMOTO	Total Time	40'16.275	12 Laps
Team	Team TATARA aprilia 2	Average Lap Time	3'27.153	
Type	RSV4 Factory	Today's Rank	12 / 23	
		Today's Top Time	2'07.654	164.159 km/h

No	32 (Driver1)	Best Time		km/h
Name		Total Time		Laps
Team	Team TATARA aprilia 2	Average Lap Time		
Type	RSV4 Factory	Today's Rank		
		Today's Top Time	2'06.806	165.257 km/h

No	32 (Driver2)	Best Time		km/h
Name	谷本 音虹郎	Total Time		Laps
Team	Team TATARA aprilia 2	Average Lap Time		
Type	RSV4 Factory	Today's Rank		
		Today's Top Time	2'06.806	165.257 km/h

No	32 (Driver3)	Best Time		km/h
Name	Otojiro TANIMOTO	Total Time		Laps
Team	Team TATARA aprilia 2	Average Lap Time		
Type	RSV4 Factory	Today's Rank		
		Today's Top Time	2'06.806	165.257 km/h

Lap	Passing Time	Lap Time	Sec1	Sec2	Sec3	Sec4	km/h	Driver No
				23.322	49.458	24.796	291.827	0
1.	2'17.584	<b>B 2'11.454</b> (1)	36.498	22.121	48.403	24.432	292.800	0
2.	4'29.038	2'12.247 (2)	36.302	22.399	48.611	24.935	286.124	0
3.	6'41.285	2'13.531 (5)	36.994	22.516	49.130	24.891	290.861	0
4.	8'54.816	13'31.612 (11)	37.408	24.499	51.262	25.414	291.827	0
5.	22'26.428	2'13.677 (6)	37.119	22.630	49.239	24.689	290.861	0
6.	24'40.105	2'22.770 (8)	36.623	22.474	58.298	25.375	271.950	0
7.	27'02.875	2'14.353 (7)	37.005	22.891	49.813	24.644	291.827	0
8.	29'17.228	2'12.498 (3)	36.411	22.463	48.967	24.657	288.947	0
9.	31'29.726	2'12.691 (4)	36.692	22.756	48.548	24.695	290.861	0
10.	33'42.417	2'31.860 (9)	37.401	22.556	51.226	40.677	197.838	0
11.	36'14.277	Pit 4'01.998 (10)	2'17.571	28.929	50.211	25.287	287.059	0
12.	40'16.275							





NGK SPARK PLUGS

SUZUKA 2&4 RACE



予選・決勝 SAT 決勝 SUN

4/22-23

2023 MFJ全日本ロードレース選手権シリーズ 第2戦

JSB1000 ART走行(有料) B Gr.

2023 / 4 / 21 :



SUZUKA CIRCUIT

個別ラップ表

Weather :Fine

Full Course 2-Wheels(5,821m)

Track :Dry

No	35	Best Time	2'09.354	162.002 km/h
Name	杉山 優輝 Yuki SUGIYAMA	Total Time	41'52.020	14 Laps
Team	Sofukai Honda Suzuka RT	Average Lap Time	3'01.414	
Type	CBR1000RR-R	Today's Rank	6 / 23	
		Today's Top Time	2'07.654	164.159 km/h
No	35 (Driver1)	Best Time		km/h
Name	杉山 優輝 Yuki SUGIYAMA	Total Time		Laps
Team	Sofukai Honda Suzuka RT	Average Lap Time		
Type	CBR1000RR-R	Today's Rank		
		Today's Top Time	2'06.806	165.257 km/h
No	35 (Driver2)	Best Time		km/h
Name	杉山 優輝	Total Time		Laps
Team	Sofukai Honda Suzuka RT	Average Lap Time		
Type	CBR1000RR-R	Today's Rank		
		Today's Top Time	2'06.806	165.257 km/h
No	35 (Driver3)	Best Time		km/h
Name	Yuki SUGIYAMA	Total Time		Laps
Team	Sofukai Honda Suzuka RT	Average Lap Time		
Type	CBR1000RR-R	Today's Rank		
		Today's Top Time	2'06.806	165.257 km/h

Lap	Passing Time	Lap Time	Sec1	Sec2	Sec3	Sec4	km/h	Driver No
				24.578	51.355	25.513	293.779	0
1.	2'33.629							
		2'15.566 (11)	37.090	23.579	50.318	24.579	299.795	0
2.	4'49.195							
		2'12.424 (9)	36.417	22.603	48.986	24.418	297.763	0
3.	7'01.619							
		2'13.259 (10)	36.644	23.205	49.266	24.144	299.795	0
4.	9'14.878							
		2'11.650 (8)	35.778	22.621	49.106	24.145	297.763	0
5.	11'26.528							
		2'10.697 (4)	35.981	22.423	48.330	23.963	298.776	0
6.	13'37.225							
		2'10.849 (7)	35.955	22.532	48.274	24.088	300.822	0
7.	15'48.074							
		9'06.505 (13)	40.094	23.428	49.122	24.475	294.765	0
8.	24'54.579							
		2'10.827 (6)	35.917	22.440	48.371	24.099	299.795	0
9.	27'05.406							
		2'10.784 (5)	36.036	22.390	48.316	24.042	300.822	0
10.	29'16.190							
		2'10.103 (2)	35.567	22.363	48.022	24.151	297.763	0
11.	31'26.293							
		<b>B 2'09.354 (1)</b>	35.490	22.223	47.760	23.881	300.822	0
12.	33'35.647							
		6'06.030 (12)	38.308	22.971	48.433	24.302	296.757	0
13.	39'41.677							
		2'10.343 (3)	35.698	22.395	48.222	24.028	297.763	0
14.	41'52.020							



NGK SPARK PLUGS

SUZUKA 2&4 RACE



予選・決勝 SAT 決勝 SUN

4/22-23

2023 MFJ全日本ロードレース選手権シリーズ 第2戦

JSB1000 ART走行(有料) B Gr.

2023 / 4 / 21 :

SUZUKA CIRCUIT  
Full Course 2-Wheels(5,821m)

個別ラップ表

Weather :Fine  
Track :Dry

No	37	Best Time	2'07.886	163.862 km/h
Name	津田 拓也 Takuya TSUDA	Total Time	40'21.827	12 Laps
Team	AutoRace Ube Racing Team	Average Lap Time	3'27.833	
Type	GSX-R1000R	Today's Rank	2 / 23	
		Today's Top Time	2'07.654	164.159 km/h

No	37 (Driver1)	Best Time	4'49.583	72.365 km/h
Name	津田 拓也 Takuya TSUDA	Total Time	4'49.583	1 Laps
Team	AutoRace Ube Racing Team	Average Lap Time		
Type	GSX-R1000R	Today's Rank	4 / 4	
		Today's Top Time	2'06.806	165.257 km/h

No	37 (Driver2)	Best Time		km/h
Name	津田 拓也	Total Time		Laps
Team	AutoRace Ube Racing Team	Average Lap Time		
Type	GSX-R1000R	Today's Rank		
		Today's Top Time	2'06.806	165.257 km/h

No	37 (Driver3)	Best Time		km/h
Name	Takuya TSUDA	Total Time		Laps
Team	AutoRace Ube Racing Team	Average Lap Time		
Type	GSX-R1000R	Today's Rank		
		Today's Top Time	2'06.806	165.257 km/h

Lap	Passing Time	Lap Time	Sec1	Sec2	Sec3	Sec4	km/h	Driver No
1.	2'15.664			23.136	49.446	24.974	297.763	0
2.	4'25.409	2'09.745 (8)	35.814	22.058	48.115	23.758	293.779	0
3.	6'34.677	2'09.268 (7)	35.840	22.222	47.612	23.594	294.765	0
4.	8'43.210	2'08.533 (3)	35.624	21.944	47.465	23.500	294.765	0
5.	10'51.171	2'07.961 (2)	35.343	21.734	47.459	23.425	293.779	0
6.	18'55.516	8'04.345 (11)	40.698	22.688	48.488	23.797	292.800	0
7.	21'04.761	2'09.245 (6)	35.967	22.179	47.593	23.506	293.779	0
8.	23'13.637	2'08.876 (4)	35.845	21.952	47.577	23.502	293.779	0
9.	25'21.523	<b>B 2'07.886</b> (1)	35.262	21.808	47.286	23.530	294.765	0
10.	33'23.053	8'01.530 (10)	40.608	22.582	48.320	23.567	293.779	0
11.	35'32.244	2'09.191 (5)	35.465	22.118	47.695	23.913	293.779	0
12.	40'21.827	4'49.583 (9)	35.566	22.546	48.322	24.483	294.765	1



NGK SPARK PLUGS

SUZUKA 2&4 RACE




予選・決勝 SAT 決勝 SUN

4/22-23

2023 MFJ全日本ロードレース選手権シリーズ 第2戦

JSB1000 ART走行(有料) B Gr.

2023 / 4 / 21 :



SUZUKA CIRCUIT

個別ラップ表

Weather :Fine

Full Course 2-Wheels(5,821m)

Track :Dry

No	43	Best Time	2'09.422	161.917 km/h
Name	中山 耀介 Yousuke NAKAYAMA	Total Time	40'14.271	16 Laps
Team	ITO RACING BORG CUSTOM	Average Lap Time	2'31.855	
Type	YZF-R1	Today's Rank	7 / 23	
		Today's Top Time	2'07.654	164.159 km/h

No	43 (Driver1)	Best Time		km/h
Name		Total Time		Laps
Team	ITO RACING BORG CUSTOM	Average Lap Time		
Type	YZF-R1	Today's Rank		
		Today's Top Time	2'06.806	165.257 km/h

No	43 (Driver2)	Best Time		km/h
Name	中山 耀介	Total Time		Laps
Team	ITO RACING BORG CUSTOM	Average Lap Time		
Type	YZF-R1	Today's Rank		
		Today's Top Time	2'06.806	165.257 km/h

No	43 (Driver3)	Best Time		km/h
Name	Yousuke NAKAYAMA	Total Time		Laps
Team	ITO RACING BORG CUSTOM	Average Lap Time		
Type	YZF-R1	Today's Rank		
		Today's Top Time	2'06.806	165.257 km/h

Lap	Passing Time	Lap Time	Sec1	Sec2	Sec3	Sec4	km/h	Driver No
1.	2'16.433			22.536	49.216	24.933	290.861	0
2.	4'26.576	2'10.143 (5)	35.856	22.058	48.119	24.110	294.765	0
3.	6'35.998	<b>B 2'09.422</b> (1)	35.646	22.026	47.799	23.951	295.758	0
4.	8'45.426	2'09.428 (2)	35.834	22.059	47.764	23.771	292.800	0
5.	11'13.976	2'28.550 (13)	36.113	22.646	49.114	40.677	273.645	0
6.	15'06.186	Pit 3'52.210 (14)	2'16.348	22.757	48.759	24.346	287.059	0
7.	17'16.963	2'10.777 (8)	36.264	22.247	48.191	24.075	288.000	0
8.	19'28.455	2'11.492 (11)	36.386	22.204	48.653	24.249	287.059	0
9.	21'39.573	2'11.118 (10)	36.189	22.301	48.355	24.273	289.901	0
10.	27'10.127	5'30.554 (15)	36.773	22.513	48.890	24.098	288.947	0
11.	29'20.532	2'10.405 (6)	36.052	22.260	48.086	24.007	288.947	0
12.	31'31.027	2'10.495 (7)	35.871	22.305	48.314	24.005	288.000	0
13.	33'41.046	2'10.019 (3)	35.728	22.238	48.105	23.948	288.000	0
14.	35'51.093	2'10.047 (4)	35.714	22.129	48.214	23.990	287.059	0
15.	38'02.101	2'11.008 (9)	35.789	22.435	48.811	23.973	286.124	0
16.	40'14.271	2'12.170 (12)	36.002	22.393	49.540	24.235	285.195	0



NGK SPARK PLUGS

SUZUKA 2&4 RACE



予選・決勝 SAT 決勝 SUN

4/22-23

2023 MFJ全日本ロードレース選手権シリーズ 第2戦

JSB1000 ART走行(有料) B Gr.

2023 / 4 / 21 :

SUZUKA CIRCUIT  
Full Course 2-Wheels(5,821m)

個別ラップ表

Weather :Fine  
Track :Dry

No	45	Best Time	2'17.336	152.586 km/h
Name	岡田 寛正 Hiromasa OKADA	Total Time	25'38.222	9 Laps
Team	HondaBlueHelmetsMSCKumamoto	Average Lap Time	2'52.223	
Type	CBR1000RR-R	Today's Rank	22 / 23	
		Today's Top Time	2'07.654	164.159 km/h

No	45 (Driver1)	Best Time		km/h
Name		Total Time		Laps
Team	HondaBlueHelmetsMSCKumamoto	Average Lap Time		
Type	CBR1000RR-R	Today's Rank		
		Today's Top Time	2'06.806	165.257 km/h

No	45 (Driver2)	Best Time		km/h
Name	岡田 寛正	Total Time		Laps
Team	HondaBlueHelmetsMSCKumamoto	Average Lap Time		
Type	CBR1000RR-R	Today's Rank		
		Today's Top Time	2'06.806	165.257 km/h

No	45 (Driver3)	Best Time		km/h
Name	Hiromasa OKADA	Total Time		Laps
Team	HondaBlueHelmetsMSCKumamoto	Average Lap Time		
Type	CBR1000RR-R	Today's Rank		
		Today's Top Time	2'06.806	165.257 km/h

Lap	Passing Time	Lap Time	Sec1	Sec2	Sec3	Sec4	km/h	Driver No
				25.667	53.200	26.927	283.355	0
1.	2'40.431							
		2'19.612 (7)	38.754	23.790	51.241	25.827	285.195	0
2.	5'00.043							
		2'18.049 (4)	37.913	23.640	50.787	25.709	283.355	0
3.	7'18.092							
		2'18.566 (6)	37.907	23.599	50.811	26.249	288.000	0
4.	9'36.658							
		2'17.445 (2)	37.841	23.607	50.272	25.725	285.195	0
5.	11'54.103							
		6'50.753 (8)	38.631	25.320	52.717	25.949	275.361	0
6.	18'44.856							
		2'18.332 (5)	38.466	23.782	50.538	25.546	280.639	0
7.	21'03.188							
		2'17.698 (3)	37.984	23.549	50.536	25.629	284.272	0
8.	23'20.886							
		<b>B 2'17.336 (1)</b>	37.626	23.593	50.378	25.739	286.124	0
9.	25'38.222							



NGK SPARK PLUGS

SUZUKA 2&4 RACE



予選・決勝 SAT 決勝 SUN

4/22-23

2023 MFJ全日本ロードレース選手権シリーズ 第2戦

JSB1000 ART走行(有料) B Gr.

2023 / 4 / 21 :



SUZUKA CIRCUIT

個別ラップ表

Weather :Fine

Full Course 2-Wheels(5,821m)

Track :Dry

No	47	Best Time	2'14.796	155.462 km/h
Name	松永 修 Osamu MATSUNAGA	Total Time	20'16.287	6 Laps
Team	TEAM MATSUNAGA KDC&YSP NAGOYAKITA	Average Lap Time	3'17.773	
Type	YZF-R1	Today's Rank	15 / 23	
		Today's Top Time	2'07.654	164.159 km/h

No	47 (Driver1)	Best Time		km/h
Name		Total Time		Laps
Team	TEAM MATSUNAGA KDC&YSP NAGOYAKITA	Average Lap Time		
Type	YZF-R1	Today's Rank		
		Today's Top Time	2'06.806	165.257 km/h

No	47 (Driver2)	Best Time		km/h
Name	松永 修	Total Time		Laps
Team	TEAM MATSUNAGA KDC&YSP NAGOYAKITA	Average Lap Time		
Type	YZF-R1	Today's Rank		
		Today's Top Time	2'06.806	165.257 km/h

No	47 (Driver3)	Best Time		km/h
Name	Osamu MATSUNAGA	Total Time		Laps
Team	TEAM MATSUNAGA KDC&YSP NAGOYAKITA	Average Lap Time		
Type	YZF-R1	Today's Rank		
		Today's Top Time	2'06.806	165.257 km/h

Lap	Passing Time	Lap Time	Sec1	Sec2	Sec3	Sec4	km/h	Driver No
1.	3'47.422			24.035	51.347	25.304	285.195	0
2.	6'05.132	2'17.710 (4)	37.491	23.802	50.869	25.548	286.124	0
3.	13'31.554	7'26.422 (5)	40.673	25.992	51.569	25.482	283.355	0
4.	15'46.363	2'14.809 (2)	36.899	23.082	49.703	25.125	288.000	0
5.	18'01.159	<b>B 2'14.796</b> (1)	36.975	23.100	49.694	25.027	287.059	0
6.	20'16.287	2'15.128 (3)	37.019	23.042	50.046	25.021	288.000	0



NGK SPARK PLUGS

SUZUKA 2&4 RACE



予選・決勝 SAT 決勝 SUN

4/22-23

2023 MFJ全日本ロードレース選手権シリーズ 第2戦

JSB1000 ART走行(有料) B Gr.

2023 / 4 / 21 :



SUZUKA CIRCUIT

個別ラップ表

Weather :Fine

Full Course 2-Wheels(5,821m)

Track :Dry

No	49	Best Time	2'15.184	155.015 km/h
Name	西中 綱 Tsuna NISHINAKA	Total Time	11'04.858	4 Laps
Team	MOTORCYCLES#27	Average Lap Time	2'52.155	
Type	CBR1000RR-R	Today's Rank	17 / 23	
		Today's Top Time	2'07.654	164.159 km/h

No	49 (Driver1)	Best Time		km/h
Name	西中 綱 Tsuna NISHINAKA	Total Time		Laps
Team	MOTORCYCLES#27	Average Lap Time		
Type	CBR1000RR-R	Today's Rank		
		Today's Top Time	2'06.806	165.257 km/h

No	49 (Driver2)	Best Time		km/h
Name	西中 綱	Total Time		Laps
Team	MOTORCYCLES#27	Average Lap Time		
Type	CBR1000RR-R	Today's Rank		
		Today's Top Time	2'06.806	165.257 km/h

No	49 (Driver3)	Best Time		km/h
Name	Tsuna NISHINAKA	Total Time		Laps
Team	MOTORCYCLES#27	Average Lap Time		
Type	CBR1000RR-R	Today's Rank		
		Today's Top Time	2'06.806	165.257 km/h

Lap	Passing Time	Lap Time	Sec1	Sec2	Sec3	Sec4	km/h	Driver No	
				24.715	50.828	25.992	278.857	0	
1.	2'28.392								
		<b>B 2'15.184</b>	(1)	37.434	23.219	49.881	24.650	288.000	0
2.	4'43.576								
		2'17.374	(2)	37.409	23.145	50.507	26.313	288.000	0
3.	7'00.950								
		4'03.908	(3)	37.281	23.131	49.988	2'13.508	289.901	0
4.	11'04.858	Pit							



NGK SPARK PLUGS

SUZUKA 2&4 RACE



予選・決勝 SAT 決勝 SUN

4/22-23

2023 MFJ全日本ロードレース選手権シリーズ 第2戦

JSB1000 ART走行(有料) B Gr.

2023 / 4 / 21 :

SUZUKA CIRCUIT

個別ラップ表

Weather :Fine

Full Course 2-Wheels(5,821m)

Track :Dry

No	51	Best Time	2'11.379	159.505 km/h
Name	柴田 義将 Yoshimasa SHIBATA	Total Time	30'30.910	8 Laps
Team	Taira Promote Racing 2	Average Lap Time	3'59.885	
Type	YZF-R1	Today's Rank	10 / 23	
		Today's Top Time	2'07.654	164.159 km/h

No	51 (Driver1)	Best Time		km/h
Name		Total Time		Laps
Team	Taira Promote Racing 2	Average Lap Time		
Type	YZF-R1	Today's Rank		
		Today's Top Time	2'06.806	165.257 km/h

No	51 (Driver2)	Best Time		km/h
Name	柴田 義将	Total Time		Laps
Team	Taira Promote Racing 2	Average Lap Time		
Type	YZF-R1	Today's Rank		
		Today's Top Time	2'06.806	165.257 km/h

No	51 (Driver3)	Best Time		km/h
Name	Yoshimasa SHIBATA	Total Time		Laps
Team	Taira Promote Racing 2	Average Lap Time		
Type	YZF-R1	Today's Rank		
		Today's Top Time	2'06.806	165.257 km/h

Lap	Passing Time	Lap Time	Sec1	Sec2	Sec3	Sec4	km/h	Driver No
1.	2'31.710			24.069	50.426	25.739	289.901	0
2.	4'45.918	2'14.208 (4)	37.213	22.529	49.359	25.107	288.947	0
3.	7'00.158	2'14.240 (5)	36.741	22.486	49.546	25.467	283.355	0
4.	9'12.648	2'12.490 (2)	36.752	22.511	48.679	24.548	288.000	0
5.	11'28.854	2'16.206 (6)	37.444	22.618	50.879	25.265	280.639	0
6.	13'40.233	<b>B 2'11.379</b> (1)	36.207	22.183	48.456	24.533	288.947	0
7.	16'51.666	14'37.433 (7)	43.931	23.612	51.291	24.925	285.195	0
8.	20'03.000	2'13.244 (3)	36.746	22.449	49.164	24.885	284.272	0
8.	30'30.910							



NGK SPARK PLUGS

SUZUKA 2&4 RACE



予選・決勝 SAT 決勝 SUN

4/22-23

2023 MFJ全日本ロードレース選手権シリーズ 第2戦

JSB1000 ART走行(有料) B Gr.

2023 / 4 / 21 :

 SUZUKA CIRCUIT  
Full Course 2-Wheels(5,821m)

個別ラップ表

Weather :Fine  
Track :Dry

No	53	Best Time	2'18.726	151.057 km/h
Name	前川 崇 Takashi MAEKAWA	Total Time	25'50.078	7 Laps
Team	GESUNDHEIT Racing	Average Lap Time	3'42.688	
Type	CBR1000RR-R	Today's Rank	23 / 23	
		Today's Top Time	2'07.654	164.159 km/h

No	53 (Driver1)	Best Time		km/h
Name		Total Time		Laps
Team	GESUNDHEIT Racing	Average Lap Time		
Type	CBR1000RR-R	Today's Rank		
		Today's Top Time	2'06.806	165.257 km/h

No	53 (Driver2)	Best Time		km/h
Name	前川 崇	Total Time		Laps
Team	GESUNDHEIT Racing	Average Lap Time		
Type	CBR1000RR-R	Today's Rank		
		Today's Top Time	2'06.806	165.257 km/h

No	53 (Driver3)	Best Time		km/h
Name	Takashi MAEKAWA	Total Time		Laps
Team	GESUNDHEIT Racing	Average Lap Time		
Type	CBR1000RR-R	Today's Rank		
		Today's Top Time	2'06.806	165.257 km/h

Lap	Passing Time	Lap Time	Sec1	Sec2	Sec3	Sec4	km/h	Driver No
				25.679	53.462	26.981	272.795	0
1.	3'33.948							
		2'21.661 (5)	39.072	24.405	52.047	26.137	276.226	0
2.	5'55.609							
		2'20.739 (4)	38.743	24.457	51.868	25.671	280.639	0
3.	8'16.348							
		10'37.055 (6)	39.111	25.461	52.359	25.973	282.444	0
4.	18'53.403							
		2'18.792 (2)	38.088	23.928	51.179	25.597	282.444	0
5.	21'12.195							
		2'19.157 (3)	38.416	23.869	51.402	25.470	284.272	0
6.	23'31.352							
		<b>B 2'18.726 (1)</b>	38.062	23.977	50.855	25.832	286.124	0
7.	25'50.078							





NGK SPARK PLUGS

SUZUKA 2&4 RACE



予選・決勝 SAT 決勝 SUN

4/22-23

2023 MFJ全日本ロードレース選手権シリーズ 第2戦

JSB1000 ART走行(有料) B Gr.

2023 / 4 / 21 :

SUZUKA CIRCUIT  
Full Course 2-Wheels(5,821m)

個別ラップ表

Weather :Fine  
Track :Dry

No	55	Best Time	2'09.172	162.230 km/h
Name	荒川 晃大 Kota ARAKAWA	Total Time	41'30.654	14 Laps
Team	MOTO BUM HONDA	Average Lap Time	3'01.106	
Type	CBR1000RR-R	Today's Rank	4 / 23	
		Today's Top Time	2'07.654	164.159 km/h

No	55 (Driver1)	Best Time		km/h
Name	荒川 晃大 Kota ARAKAWA	Total Time		Laps
Team	MOTO BUM HONDA	Average Lap Time		
Type	CBR1000RR-R	Today's Rank		
		Today's Top Time	2'06.806	165.257 km/h

No	55 (Driver2)	Best Time		km/h
Name	荒川 晃大	Total Time		Laps
Team	MOTO BUM HONDA	Average Lap Time		
Type	CBR1000RR-R	Today's Rank		
		Today's Top Time	2'06.806	165.257 km/h

No	55 (Driver3)	Best Time		km/h
Name	Kota ARAKAWA	Total Time		Laps
Team	MOTO BUM HONDA	Average Lap Time		
Type	CBR1000RR-R	Today's Rank		
		Today's Top Time	2'06.806	165.257 km/h

Lap	Passing Time	Lap Time	Sec1	Sec2	Sec3	Sec4	km/h	Driver No
1.	2'16.271			22.882	49.111	25.482	288.000	0
2.	4'26.278	2'10.007 (3)	35.747	22.176	48.208	23.876	298.776	0
3.	6'35.450	<b>B 2'09.172</b> (1)	35.676	21.956	47.790	23.750	298.776	0
4.	8'45.096	2'09.646 (2)	35.597	22.056	47.911	24.082	298.776	0
5.	15'17.505	6'32.409 (13)	36.240	22.660	48.574	24.669	292.800	0
6.	17'27.977	2'10.472 (7)	35.835	22.256	48.317	24.064	293.779	0
7.	19'38.323	2'10.346 (6)	35.876	22.246	48.188	24.036	295.758	0
8.	24'31.378	4'53.055 (11)	36.215	25.488	50.241	24.132	296.757	0
9.	26'41.392	2'10.014 (4)	35.884	22.222	48.038	23.870	297.763	0
10.	28'52.459	2'11.067 (9)	36.084	22.226	48.391	24.366	295.758	0
11.	34'52.808	6'00.349 (12)	36.814	22.471	48.511	24.134	294.765	0
12.	37'03.120	2'10.312 (5)	35.841	22.240	48.216	24.015	295.758	0
13.	39'13.855	2'10.735 (8)	35.844	22.309	48.444	24.138	294.765	0
14.	41'30.654	2'16.799 (10)	39.963	22.869	48.996	24.971	289.901	0



NGK SPARK PLUGS

SUZUKA 2&4 RACE



予選・決勝 SAT 決勝 SUN

4/22-23

2023 MFJ全日本ロードレース選手権シリーズ 第2戦

JSB1000 ART走行(有料) B Gr.

2023 / 4 / 21 :

SUZUKA CIRCUIT  
Full Course 2-Wheels(5,821m)

個別ラップ表

Weather :Fine  
Track :Dry

No	57	Best Time	2'12.666	157.958 km/h
Name	長谷川 修大 Shudai HASEGAWA	Total Time	38'23.237	13 Laps
Team	Team de"LIGHT	Average Lap Time	3'00.257	
Type	Panigale V4R	Today's Rank	13 / 23	
		Today's Top Time	2'07.654	164.159 km/h
No	57 (Driver1)	Best Time		km/h
Name		Total Time		Laps
Team	Team de"LIGHT	Average Lap Time		
Type	Panigale V4R	Today's Rank		
		Today's Top Time	2'06.806	165.257 km/h
No	57 (Driver2)	Best Time		km/h
Name	長谷川 修大	Total Time		Laps
Team	Team de"LIGHT	Average Lap Time		
Type	Panigale V4R	Today's Rank		
		Today's Top Time	2'06.806	165.257 km/h
No	57 (Driver3)	Best Time		km/h
Name	Shudai HASEGAWA	Total Time		Laps
Team	Team de"LIGHT	Average Lap Time		
Type	Panigale V4R	Today's Rank		
		Today's Top Time	2'06.806	165.257 km/h

Lap	Passing Time	Lap Time	Sec1	Sec2	Sec3	Sec4	km/h	Driver No
1.	2'20.152			23.837	50.821	25.659	283.355	0
2.	4'35.021	2'14.869 (9)	37.221	22.988	49.464	25.196	294.765	0
3.	6'49.035	2'14.014 (8)	36.907	22.821	49.372	24.914	297.763	0
4.	9'02.715	2'13.680 (5)	36.888	22.832	49.153	24.807	295.758	0
5.	14'06.009	5'03.294 (11)	37.828	23.310	49.780	24.847	292.800	0
6.	16'19.795	2'13.786 (7)	36.868	22.881	49.317	24.720	294.765	0
7.	22'56.721	6'36.926 (12)	37.206	23.316	49.674	24.907	292.800	0
8.	25'09.909	2'13.188 (3)	36.705	22.753	48.962	24.768	293.779	0
9.	27'22.575	<b>B 2'12.666</b> (1)	36.442	22.682	48.784	24.758	295.758	0
10.	29'35.352	2'12.777 (2)	36.458	22.729	48.884	24.706	292.800	0
11.	33'55.942	4'20.590 (10)	38.956	23.063	49.577	25.125	291.827	0
12.	36'09.507	2'13.565 (4)	36.572	22.919	49.214	24.860	293.779	0
13.	38'23.237	2'13.730 (6)	36.632	22.739	49.442	24.917	291.827	0



NGK SPARK PLUGS

SUZUKA 2&4 RACE



予選・決勝 SAT 決勝 SUN

4/22-23

2023 MFJ全日本ロードレース選手権シリーズ 第2戦

JSB1000 ART走行(有料) B Gr.

2023 / 4 / 21 :

SUZUKA CIRCUIT  
Full Course 2-Wheels(5,821m)

個別ラップ表

Weather :Fine  
Track :Dry

No	61	Best Time	2'08.775	162.730 km/h
Name	Andi Farid Izdihar Andi Farid Izdihar	Total Time	41'04.195	16 Laps
Team	Honda Asia-Dream Racing with SHOWA2	Average Lap Time	2'34.682	
Type	CBR1000RR-R	Today's Rank	3 / 23	
		Today's Top Time	2'07.654	164.159 km/h

No	61 (Driver1)	Best Time		km/h
Name		Total Time		Laps
Team	Honda Asia-Dream Racing with SHOWA2	Average Lap Time		
Type	CBR1000RR-R	Today's Rank		
		Today's Top Time	2'06.806	165.257 km/h

No	61 (Driver2)	Best Time		km/h
Name	Andi Farid IZDIHAR	Total Time		Laps
Team	Honda Asia-Dream Racing with SHOWA2	Average Lap Time		
Type	CBR1000RR-R	Today's Rank		
		Today's Top Time	2'06.806	165.257 km/h

Lap	Passing Time	Lap Time	Sec1	Sec2	Sec3	Sec4	km/h	Driver No
1.	2'23.961			24.111	50.609	24.540	301.856	0
2.	4'35.115	2'11.154 (9)	36.134	22.360	48.227	24.433	301.856	0
3.	6'46.551	2'11.436 (10)	36.236	22.495	48.391	24.314	295.758	0
4.	8'56.855	2'10.304 (8)	35.951	22.383	48.163	23.807	301.856	0
5.	11'15.378	2'18.523 (13)	38.584	22.901	52.258	24.780	299.795	0
6.	13'33.767	2'18.389 (12)	35.829	23.289	54.102	25.169	244.680	0
7.	16'02.105	2'28.338 (14)	35.978	22.703	49.624	40.033	273.645	0
8.	23'40.978	7'38.873 (15)	5'53.020	26.518	54.853	24.482	286.124	0
9.	25'50.485	2'09.507 (4)	35.870	22.323	47.635	23.679	301.856	0
10.	27'59.464	2'08.979 (2)	35.444	22.100	47.729	23.706	302.897	0
11.	30'09.460	2'09.996 (7)	35.601	22.121	48.366	23.908	298.776	0
12.	32'18.863	2'09.403 (3)	35.605	22.216	47.816	23.766	298.776	0
13.	34'28.524	2'09.661 (5)	35.662	22.326	47.984	23.689	298.776	0
14.	36'45.573	2'17.049 (11)	38.596	23.043	49.847	25.563	291.827	0
15.	38'55.420	2'09.847 (6)	35.625	22.359	47.831	24.032	299.795	0
16.	41'04.195	<b>B 2'08.775</b> (1)	35.397	22.155	47.556	23.667	301.856	0



NGK SPARK PLUGS

SUZUKA 2&4 RACE



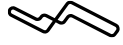
予選・決勝 SAT 決勝 SUN

4/22-23

2023 MFJ全日本ロードレース選手権シリーズ 第2戦

JSB1000 ART走行(有料) B Gr.

2023 / 4 / 21 :



SUZUKA CIRCUIT

個別ラップ表

Weather :Fine

Full Course 2-Wheels(5,821m)

Track :Dry

No	65	Best Time	2'15.432	154.732 km/h
Name	武田 数馬 Kazuma TAKEDA	Total Time	38'40.307	12 Laps
Team	Hamamatsu Team TITAN	Average Lap Time	3'16.587	
Type	GSX-R1000R	Today's Rank	20 / 23	
		Today's Top Time	2'07.654	164.159 km/h

No	65 (Driver1)	Best Time		km/h
Name		Total Time		Laps
Team	Hamamatsu Team TITAN	Average Lap Time		
Type	GSX-R1000R	Today's Rank		
		Today's Top Time	2'06.806	165.257 km/h

No	65 (Driver2)	Best Time		km/h
Name	武田 数馬	Total Time		Laps
Team	Hamamatsu Team TITAN	Average Lap Time		
Type	GSX-R1000R	Today's Rank		
		Today's Top Time	2'06.806	165.257 km/h

No	65 (Driver3)	Best Time		km/h
Name	Kazuma TAKEDA	Total Time		Laps
Team	Hamamatsu Team TITAN	Average Lap Time		
Type	GSX-R1000R	Today's Rank		
		Today's Top Time	2'06.806	165.257 km/h

Lap	Passing Time	Lap Time	Sec1	Sec2	Sec3	Sec4	km/h	Driver No
1.	2'37.842			24.421	51.119	30.518	289.901	0
2.	4'55.028	2'17.186 (9)	38.316	23.349	50.501	25.020	286.124	0
3.	7'11.946	2'16.918 (8)	37.881	23.261	50.804	24.972	287.059	0
4.	9'27.919	2'15.973 (3)	37.693	23.302	50.006	24.972	285.195	0
5.	11'44.676	2'16.757 (7)	37.880	23.149	50.373	25.355	284.272	0
6.	19'10.192	7'25.516 (10)	38.493	23.604	51.292	25.487	281.538	0
7.	21'26.253	2'16.061 (4)	37.796	23.211	50.039	25.015	283.355	0
8.	23'42.425	2'16.172 (5)	37.667	23.417	50.045	25.043	284.272	0
9.	25'58.019	2'15.594 (2)	37.640	23.335	49.880	24.739	286.124	0
10.	34'08.574	8'10.555 (11)	1'12.160	23.432	50.415	24.924	284.272	0
11.	36'24.006	B 2'15.432 (1)	37.483	23.097	49.969	24.883	282.444	0
12.	38'40.307	2'16.301 (6)	37.785	23.242	50.185	25.089	282.444	0



NGK SPARK PLUGS

SUZUKA 2&4 RACE



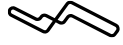
予選・決勝 SAT 決勝 SUN

4/22-23

2023 MFJ全日本ロードレース選手権シリーズ 第2戦

JSB1000 ART走行(有料) B Gr.

2023 / 4 / 21 :



SUZUKA CIRCUIT

個別ラップ表

Weather :Fine

Full Course 2-Wheels(5,821m)

Track :Dry

No	67	Best Time	2'09.273	162.103 km/h
Name	井手 翔太 Shota ITE	Total Time	40'16.750	15 Laps
Team	AKENO SPEED・YSP OSAKA MINOH	Average Lap Time	2'42.790	
Type	YZF-R1	Today's Rank	5 / 23	
		Today's Top Time	2'07.654	164.159 km/h

No	67 (Driver1)	Best Time		km/h
Name		Total Time		Laps
Team	AKENO SPEED・YSP OSAKA MINOH	Average Lap Time		
Type	YZF-R1	Today's Rank		
		Today's Top Time	2'06.806	165.257 km/h

No	67 (Driver2)	Best Time		km/h
Name	井手 翔太	Total Time		Laps
Team	AKENO SPEED・YSP OSAKA MINOH	Average Lap Time		
Type	YZF-R1	Today's Rank		
		Today's Top Time	2'06.806	165.257 km/h

No	67 (Driver3)	Best Time		km/h
Name	Shota ITE	Total Time		Laps
Team	AKENO SPEED・YSP OSAKA MINOH	Average Lap Time		
Type	YZF-R1	Today's Rank		
		Today's Top Time	2'06.806	165.257 km/h

Lap	Passing Time	Lap Time	Sec1	Sec2	Sec3	Sec4	km/h	Driver No
1.	2'17.679			23.365	49.235	24.608	288.000	0
2.	4'27.964	2'10.285 (6)	35.833	21.854	48.377	24.221	290.861	0
3.	6'37.400	2'09.436 (2)	35.663	21.940	47.851	23.982	292.800	0
4.	8'46.673	<b>B 2'09.273</b> (1)	35.641	21.914	47.825	23.893	293.779	0
5.	11'15.170	2'28.497 (11)	36.508	22.626	50.673	38.690	288.947	0
6.	15'27.278	Pit 4'12.108 (12)	2'35.269	22.908	49.642	24.289	288.000	0
7.	17'37.287	2'10.009 (5)	35.930	22.075	48.027	23.977	289.901	0
8.	22'10.626	4'33.339 (13)	44.592	22.795	56.499	36.588	289.901	0
9.	27'12.578	Pit 5'01.952 (14)	3'24.025	24.690	48.831	24.406	289.901	0
10.	29'22.371	2'09.793 (4)	35.924	22.066	47.808	23.995	290.861	0
11.	31'32.983	2'10.612 (8)	36.103	22.252	48.165	24.092	289.901	0
12.	33'42.676	2'09.693 (3)	35.932	21.983	47.833	23.945	292.800	0
13.	35'54.846	2'12.170 (10)	36.875	22.474	48.615	24.206	288.947	0
14.	38'05.178	2'10.332 (7)	36.034	22.118	48.082	24.098	290.861	0
15.	40'16.750	2'11.572 (9)	36.311	22.550	48.402	24.309	291.827	0



NGK SPARK PLUGS

SUZUKA 2&4 RACE



予選・決勝 SAT 決勝 SUN

4/22-23

2023 MFJ全日本ロードレース選手権シリーズ 第2戦

JSB1000 ART走行(有料) B Gr.

2023 / 4 / 21 :



SUZUKA CIRCUIT

個別ラップ表

Weather :Fine

Full Course 2-Wheels(5,821m)

Track :Dry

No	69	Best Time	2'10.867	160.129 km/h
Name	出口 修 Osamu DEGUCHI	Total Time	41'38.220	12 Laps
Team	MurayamaUnso.Honda Dream.KW	Average Lap Time	3'34.565	
Type	CBR1000RR-R	Today's Rank	8 / 23	
		Today's Top Time	2'07.654	164.159 km/h

No	69 (Driver1)	Best Time		km/h
Name		Total Time		Laps
Team	MurayamaUnso.Honda Dream.KW	Average Lap Time		
Type	CBR1000RR-R	Today's Rank		
		Today's Top Time	2'06.806	165.257 km/h

No	69 (Driver2)	Best Time		km/h
Name	出口 修	Total Time		Laps
Team	MurayamaUnso.Honda Dream.KW	Average Lap Time		
Type	CBR1000RR-R	Today's Rank		
		Today's Top Time	2'06.806	165.257 km/h

No	69 (Driver3)	Best Time		km/h
Name	Osamu DEGUCHI	Total Time		Laps
Team	MurayamaUnso.Honda Dream.KW	Average Lap Time		
Type	CBR1000RR-R	Today's Rank		
		Today's Top Time	2'06.806	165.257 km/h

Lap	Passing Time	Lap Time	Sec1	Sec2	Sec3	Sec4	km/h	Driver No
1.	2'18.004			23.475	49.114	25.139	283.355	0
2.	4'29.781	2'11.777 (5)	36.507	22.481	48.135	24.654	298.776	0
3.	6'40.648	<b>B 2'10.867</b> (1)	36.250	22.309	48.014	24.294	289.901	0
4.	9'10.449	2'29.801 (7)	38.521	23.583	51.347	36.350	256.093	0
5.	17'29.212	8'18.763 (11)	6'40.330	22.841	50.979	24.613	291.827	0
6.	19'40.555	2'11.343 (3)	36.536	22.360	48.281	24.166	293.779	0
7.	22'09.851	2'29.296 (6)	37.815	23.138	49.854	38.489	259.115	0
8.	28'13.676	6'03.825 (9)	4'26.865	22.939	49.423	24.598	290.861	0
9.	30'25.069	2'11.393 (4)	36.444	22.408	48.230	24.311	290.861	0
10.	32'58.405	2'33.336 (8)	39.150	23.976	52.781	37.429	250.971	0
11.	39'27.072	6'28.667 (10)	4'52.564	22.898	48.835	24.370	288.947	0
12.	41'38.220	2'11.148 (2)	36.431	22.289	48.173	24.255	291.827	0



NGK SPARK PLUGS

SUZUKA 2&4 RACE



予選・決勝 SAT 決勝 SUN

4/22-23

2023 MFJ全日本ロードレース選手権シリーズ 第2戦

JSB1000 ART走行(有料) B Gr.

2023 / 4 / 21 :



SUZUKA CIRCUIT

個別ラップ表

Weather :Fine

Full Course 2-Wheels(5,821m)

Track :Dry

No	71	Best Time	2'13.023	157.534 km/h
Name	小島 一浩 Kazuhiro KOJIMA	Total Time	41'01.045	13 Laps
Team	HondaRyokuyoukaiKumamotoRacing	Average Lap Time	3'09.853	
Type	CBR1000RR-R	Today's Rank	14 / 23	
		Today's Top Time	2'07.654	164.159 km/h

No	71 (Driver1)	Best Time		km/h
Name		Total Time		Laps
Team	HondaRyokuyoukaiKumamotoRacing	Average Lap Time		
Type	CBR1000RR-R	Today's Rank		
		Today's Top Time	2'06.806	165.257 km/h

No	71 (Driver2)	Best Time		km/h
Name	小島 一浩	Total Time		Laps
Team	HondaRyokuyoukaiKumamotoRacing	Average Lap Time		
Type	CBR1000RR-R	Today's Rank		
		Today's Top Time	2'06.806	165.257 km/h

No	71 (Driver3)	Best Time		km/h
Name	Kazuhiro KOJIMA	Total Time		Laps
Team	HondaRyokuyoukaiKumamotoRacing	Average Lap Time		
Type	CBR1000RR-R	Today's Rank		
		Today's Top Time	2'06.806	165.257 km/h

Lap	Passing Time	Lap Time	Sec1	Sec2	Sec3	Sec4	km/h	Driver No
1.	3'02.806			24.455	51.666	29.847	290.861	0
2.	5'20.366	2'17.560 (10)	38.417	23.464	50.250	25.429	288.000	0
3.	7'35.632	2'15.266 (9)	37.369	23.174	49.593	25.130	295.758	0
4.	9'50.552	2'14.920 (8)	37.317	23.017	49.449	25.137	292.800	0
5.	12'05.101	2'14.549 (7)	37.131	23.007	49.469	24.942	294.765	0
6.	19'48.829	7'43.728 (11)	39.587	23.869	50.281	25.195	290.861	0
7.	22'02.470	2'13.641 (3)	37.035	22.849	48.886	24.871	293.779	0
8.	24'15.493	<b>B 2'13.023</b> (1)	36.918	22.654	48.679	24.772	289.901	0
9.	26'29.213	2'13.720 (4)	36.996	22.760	49.035	24.929	291.827	0
10.	34'19.281	7'50.068 (12)	38.939	23.435	49.701	25.115	288.947	0
11.	36'33.630	2'14.349 (6)	37.190	22.957	49.246	24.956	293.779	0
12.	38'47.209	2'13.579 (2)	36.782	22.733	49.181	24.883	290.861	0
13.	41'01.045	2'13.836 (5)	36.921	22.920	49.257	24.738	295.758	0



NGK SPARK PLUGS

SUZUKA 2&4 RACE



予選・決勝 SAT 決勝 SUN

4/22-23

2023 MFJ全日本ロードレース選手権シリーズ 第2戦

JSB1000 ART走行(有料) B Gr.

2023 / 4 / 21 :



SUZUKA CIRCUIT

個別ラップ表

Weather :Fine

Full Course 2-Wheels(5,821m)

Track :Dry

No	73	Best Time	2'15.364	154.809 km/h
Name	遠藤 晃慶 Akiyoshi ENDO	Total Time	40'21.785	14 Laps
Team	IRF with AZURLANE4	Average Lap Time	2'53.425	
Type	YZF-R1	Today's Rank	19 / 23	
		Today's Top Time	2'07.654	164.159 km/h

No	73 (Driver1)	Best Time		km/h
Name		Total Time		Laps
Team	IRF with AZURLANE4	Average Lap Time		
Type	YZF-R1	Today's Rank		
		Today's Top Time	2'06.806	165.257 km/h

No	73 (Driver2)	Best Time		km/h
Name	遠藤 晃慶	Total Time		Laps
Team	IRF with AZURLANE4	Average Lap Time		
Type	YZF-R1	Today's Rank		
		Today's Top Time	2'06.806	165.257 km/h

No	73 (Driver3)	Best Time		km/h
Name	Akiyoshi ENDO	Total Time		Laps
Team	IRF with AZURLANE4	Average Lap Time		
Type	YZF-R1	Today's Rank		
		Today's Top Time	2'06.806	165.257 km/h

Lap	Passing Time	Lap Time	Sec1	Sec2	Sec3	Sec4	km/h	Driver No
1.	2'47.259			24.416	52.445	25.923	279.745	0
2.	5'04.265	2'17.006 (7)	37.441	23.336	50.766	25.463	283.355	0
3.	7'20.576	2'16.311 (5)	37.039	23.477	50.500	25.295	284.272	0
4.	9'52.992	2'32.416 (9)	36.910	23.215	50.779	41.512	281.538	0
5.	13'11.385	3'18.393 (11)	1'37.960	23.765	51.025	25.643	279.745	0
6.	19'24.372	6'12.987 (13)	38.577	23.672	50.821	25.358	279.745	0
7.	21'40.038	2'15.666 (4)	37.201	23.134	50.217	25.114	281.538	0
8.	23'56.349	2'16.311 (5)	37.079	23.177	50.737	25.318	280.639	0
9.	26'35.040	2'38.691 (10)	37.199	23.191	54.637	43.664	207.170	0
10.	31'17.908	4'42.868 (12)	3'02.456	24.006	51.170	25.236	280.639	0
11.	33'33.544	2'15.636 (3)	37.139	23.147	50.192	25.158	281.538	0
12.	35'49.094	2'15.550 (2)	37.036	23.192	50.201	25.121	282.444	0
13.	38'04.458	<b>B 2'15.364</b> (1)	36.937	23.120	50.250	25.057	282.444	0
14.	40'21.785	2'17.327 (8)	37.350	23.281	50.900	25.796	280.639	0





NGK SPARK PLUGS

SUZUKA 2&4 RACE



予選・決勝 SAT 決勝 SUN

4/22-23

2023 MFJ全日本ロードレース選手権シリーズ 第2戦

JSB1000 ART走行(有料) B Gr.

2023 / 4 / 21 :



SUZUKA CIRCUIT

個別ラップ表

Weather :Fine

Track :Dry

Full Course 2-Wheels(5,821m)

No	75	Best Time	2'14.879	155.366 km/h
Name	中島 陽向 Hinata NAKAJIMA	Total Time	40'10.884	11 Laps
Team	BIZENSEIKIKirimotoTechnoWorks2	Average Lap Time	3'46.577	
Type	Ninja ZX-10RR	Today's Rank	16 / 23	
		Today's Top Time	2'07.654	164.159 km/h
No	75 (Driver1)	Best Time		km/h
Name	中島 陽向 Hinata NAKAJIMA	Total Time		Laps
Team	BIZENSEIKIKirimotoTechnoWorks2	Average Lap Time		
Type	Ninja ZX-10RR	Today's Rank		
		Today's Top Time	2'06.806	165.257 km/h
No	75 (Driver2)	Best Time		km/h
Name	中島 陽向	Total Time		Laps
Team	BIZENSEIKIKirimotoTechnoWorks2	Average Lap Time		
Type	Ninja ZX-10RR	Today's Rank		
		Today's Top Time	2'06.806	165.257 km/h
No	75 (Driver3)	Best Time		km/h
Name	Hinata NAKAJIMA	Total Time		Laps
Team	BIZENSEIKIKirimotoTechnoWorks2	Average Lap Time		
Type	Ninja ZX-10RR	Today's Rank		
		Today's Top Time	2'06.806	165.257 km/h

Lap	Passing Time	Lap Time	Sec1	Sec2	Sec3	Sec4	km/h	Driver No
				24.398	51.313	25.635	282.444	0
1.	2'25.110							
		2'16.223 (8)	37.579	23.033	50.137	25.474	286.124	0
2.	4'41.333							
		2'15.477 (6)	37.483	22.990	49.951	25.053	293.779	0
3.	6'56.810							
		2'15.233 (4)	37.574	23.325	49.144	25.190	292.800	0
4.	9'12.043							
		11'00.788 (10)	39.655	23.882	50.692	24.942	283.355	0
5.	20'12.831							
		2'15.502 (7)	37.405	23.053	49.803	25.241	285.195	0
6.	22'28.333							
		2'15.067 (3)	37.394	22.880	49.686	25.107	286.124	0
7.	24'43.400							
		2'15.380 (5)	37.411	22.901	49.893	25.175	287.059	0
8.	26'58.780							
		8'42.171 (9)	38.455	23.549	50.215	24.988	284.272	0
9.	35'40.951							
		2'15.054 (2)	37.558	22.784	49.833	24.879	284.272	0
10.	37'56.005							
		<b>B 2'14.879</b> (1)	37.406	22.917	49.637	24.919	283.355	0
11.	40'10.884							



NGK SPARK PLUGS

SUZUKA 2&4 RACE



予選・決勝 SAT 決勝 SUN

4/22-23

2023 MFJ全日本ロードレース選手権シリーズ 第2戦

JSB1000 ART走行(有料) B Gr.

2023 / 4 / 21 :

SUZUKA CIRCUIT

個別ラップ表

Weather :Fine

Full Course 2-Wheels(5,821m)

Track :Dry

No	79	Best Time	2'15.289	154.895 km/h
Name	本田 恵一 Keiichi HONDA	Total Time	27'01.119	10 Laps
Team	Honda soyukai Tochigi Racing	Average Lap Time	2'42.940	
Type	CBR1000RR-R	Today's Rank	18 / 23	
		Today's Top Time	2'07.654	164.159 km/h

No	79 (Driver1)	Best Time		km/h
Name		Total Time		Laps
Team	Honda soyukai Tochigi Racing	Average Lap Time		
Type	CBR1000RR-R	Today's Rank		
		Today's Top Time	2'06.806	165.257 km/h

No	79 (Driver2)	Best Time		km/h
Name	本田 恵一	Total Time		Laps
Team	Honda soyukai Tochigi Racing	Average Lap Time		
Type	CBR1000RR-R	Today's Rank		
		Today's Top Time	2'06.806	165.257 km/h

No	79 (Driver3)	Best Time		km/h
Name	Keiichi HONDA	Total Time		Laps
Team	Honda soyukai Tochigi Racing	Average Lap Time		
Type	CBR1000RR-R	Today's Rank		
		Today's Top Time	2'06.806	165.257 km/h

Lap	Passing Time	Lap Time	Sec1	Sec2	Sec3	Sec4	km/h	Driver No
1.	2'34.657			24.771	52.473	26.123	292.800	0
2.	4'53.826	2'19.169 (7)	38.120	23.735	51.245	26.069	293.779	0
3.	7'12.781	2'18.955 (6)	37.782	24.230	51.262	25.681	284.272	0
4.	9'30.464	2'17.683 (5)	37.791	23.685	50.668	25.539	294.765	0
5.	11'47.465	2'17.001 (4)	37.631	23.476	50.534	25.360	293.779	0
6.	14'37.983	2'50.518 (8)	37.805	24.057	1'00.819	47.837	161.471	0
7.	20'14.924	5'36.941 (9)	3'56.820	24.427	50.420	25.274	294.765	0
8.	22'30.230	2'15.306 (2)	37.341	23.199	49.671	25.095	294.765	0
9.	24'45.830	2'15.600 (3)	37.398	23.124	50.074	25.004	292.800	0
10.	27'01.119	B 2'15.289 (1)	37.063	23.083	49.988	25.155	292.800	0



NGK SPARK PLUGS

SUZUKA 2&4 RACE



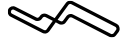
予選・決勝 SAT 決勝 SUN

4/22-23

2023 MFJ全日本ロードレース選手権シリーズ 第2戦

JSB1000 ART走行(有料) B Gr.

2023 / 4 / 21 :



SUZUKA CIRCUIT

個別ラップ表

Weather :Fine

Full Course 2-Wheels(5,821m)

Track :Dry

No	81	Best Time	2'15.606	154.533 km/h
Name	平野 ルナ Runa HIRANO	Total Time	40'15.963	15 Laps
Team	Dr.Dry Racing with ACE CAFÉ.TMR	Average Lap Time	2'41.666	
Type	GSX-R1000R	Today's Rank	21 / 23	
		Today's Top Time	2'07.654	164.159 km/h

No	81 (Driver1)	Best Time		km/h
Name		Total Time		Laps
Team	Dr.Dry Racing with ACE CAFÉ.TMR	Average Lap Time		
Type	GSX-R1000R	Today's Rank		
		Today's Top Time	2'06.806	165.257 km/h

No	81 (Driver2)	Best Time		km/h
Name	平野 ルナ	Total Time		Laps
Team	Dr.Dry Racing with ACE CAFÉ.TMR	Average Lap Time		
Type	GSX-R1000R	Today's Rank		
		Today's Top Time	2'06.806	165.257 km/h

No	81 (Driver3)	Best Time		km/h
Name	Runa HIRANO	Total Time		Laps
Team	Dr.Dry Racing with ACE CAFÉ.TMR	Average Lap Time		
Type	GSX-R1000R	Today's Rank		
		Today's Top Time	2'06.806	165.257 km/h

Lap	Passing Time	Lap Time	Sec1	Sec2	Sec3	Sec4	km/h	Driver No
1.	2'32.634			25.312	51.703	26.659	284.272	0
2.	4'50.520	2'17.886 (7)	37.920	23.646	50.756	25.564	280.639	0
3.	7'31.986	Pit						
4.	10'14.200	2'41.466 (10)	39.262	26.139	56.897	39.168	258.353	0
5.	12'30.331	2'42.214 (11)	1'02.562	23.423	50.850	25.379	280.639	0
6.	14'46.356	2'16.131 (3)	37.334	23.278	50.298	25.221	280.639	0
7.	17'21.072	2'16.025 (2)	37.468	23.078	49.993	25.486	283.355	0
8.	21'56.405	2'34.716 (9)	39.179	23.897	54.027	37.613	248.839	0
9.	24'12.836	4'35.333 (14)	2'55.583	23.771	50.734	25.245	280.639	0
10.	26'28.442	2'16.431 (4)	37.839	23.298	50.062	25.232	281.538	0
11.	29'19.360	<b>B 2'15.606</b> (1)	37.397	23.129	49.978	25.102	282.444	0
12.	33'09.754	2'50.918 (12)	38.243	24.422	59.562	48.691	230.551	0
13.	35'26.712	Pit						
14.	37'43.703	3'50.394 (13)	2'09.333	23.837	51.388	25.836	280.639	0
15.	40'15.963	2'16.958 (5)	37.841	23.194	50.475	25.448	281.538	0
		2'16.991 (6)	37.573	23.297	50.551	25.570	280.639	0
		2'32.260 (8)	51.573	24.233	51.117	25.337	281.538	0