



NGK SPARK PLUGS

SUZUKA 2&4 RACE



予選・決勝 SAT 決勝 SUN

4/22-23

2023 MFJ全日本ロードレース選手権シリーズ 第2戦

JSB1000 ART走行(無料) A Gr.

2023 / 4 / 21 :



SUZUKA CIRCUIT

個別ラップ表

Weather :Fine

Full Course 2-Wheels(5,821m)

Track :Dry

No	1	Best Time	2'06.945	165.076 km/h
Name	中須賀 克行 Katsuyuki NAKASUGA	Total Time	40'28.415	12 Laps
Team	YAMAHA FACTORY RACING TEAM	Average Lap Time	3'28.084	
Type	YZF-R1	Today's Rank	1 / 11	
		Today's Top Time	2'06.945	165.076 km/h
No	1 (Driver1)	Best Time	2'06.945	165.076 km/h
Name	中須賀 克行 Katsuyuki NAKASUGA	Total Time	40'28.415	12 Laps
Team	YAMAHA FACTORY RACING TEAM	Average Lap Time	3'28.084	
Type	YZF-R1	Today's Rank	1 / 5	
		Today's Top Time	2'06.945	165.076 km/h
No	1 (Driver2)	Best Time		km/h
Name	中須賀 克行	Total Time		Laps
Team	YAMAHA FACTORY RACING TEAM	Average Lap Time		
Type	YZF-R1	Today's Rank		
		Today's Top Time	2'06.945	165.076 km/h
No	1 (Driver3)	Best Time		km/h
Name	Katsuyuki NAKASUGA	Total Time		Laps
Team	YAMAHA FACTORY RACING TEAM	Average Lap Time		
Type	YZF-R1	Today's Rank		
		Today's Top Time	2'06.945	165.076 km/h

Lap	Passing Time	Lap Time	Sec1	Sec2	Sec3	Sec4	km/h	Driver No
1.	2'19.483			23.186	48.954	23.663	301.856	1
2.	4'43.700	2'24.217 (10)	35.667	21.689	47.735	39.126	287.059	1
		Pit						
3.	21'17.849	16'34.149 (11)	6'34.499	23.214	48.240	23.907	288.000	1
4.	23'25.504	2'07.655 (5)	35.206	21.693	46.795	23.961	290.861	1
5.	25'33.583	2'08.079 (7)	35.481	21.862	47.308	23.428	293.779	1
6.	27'41.468	2'07.885 (6)	34.841	21.974	47.732	23.338	297.763	1
7.	29'48.790	2'07.322 (4)	35.191	21.754	47.024	23.353	300.822	1
8.	31'55.735	B 2'06.945 (1)	35.091	21.640	46.831	23.383	299.795	1
9.	34'02.761	2'07.026 (2)	35.219	21.647	46.760	23.400	300.822	1
10.	36'12.815	2'10.054 (9)	37.077	21.922	47.562	23.493	298.776	1
11.	38'21.145	2'08.330 (8)	35.264	21.873	47.804	23.389	298.776	1
12.	40'28.415	2'07.270 (3)	35.229	21.730	46.949	23.362	303.945	1



NGK SPARK PLUGS

SUZUKA 2&4 RACE



予選・決勝 SAT 決勝 SUN

4/22-23

2023 MFJ全日本ロードレース選手権シリーズ 第2戦

JSB1000 ART走行(無料) A Gr.

2023 / 4 / 21 :



SUZUKA CIRCUIT

個別ラップ表

Weather :Fine

Track :Dry

Full Course 2-Wheels(5,821m)

No	7	Best Time	2'08.242	163.407 km/h
Name	岩田 悟 Satoru IWATA	Total Time	39'02.633	7 Laps
Team	Team ATJ	Average Lap Time	2'11.167	
Type	CBR1000RR-R	Today's Rank	2 / 11	
		Today's Top Time	2'06.945	165.076 km/h
No	7 (Driver1)	Best Time	2'08.242	163.407 km/h
Name	岩田 悟 Satoru IWATA	Total Time	39'02.633	7 Laps
Team	Team ATJ	Average Lap Time	2'11.167	
Type	CBR1000RR-R	Today's Rank	2 / 5	
		Today's Top Time	2'06.945	165.076 km/h
No	7 (Driver2)	Best Time		km/h
Name	岩田 悟	Total Time		Laps
Team	Team ATJ	Average Lap Time		
Type	CBR1000RR-R	Today's Rank		
		Today's Top Time	2'06.945	165.076 km/h
No	7 (Driver3)	Best Time		km/h
Name	Satoru IWATA	Total Time		Laps
Team	Team ATJ	Average Lap Time		
Type	CBR1000RR-R	Today's Rank		
		Today's Top Time	2'06.945	165.076 km/h

Lap	Passing Time	Lap Time	Sec1	Sec2	Sec3	Sec4	km/h	Driver No
				25.517	49.999	24.688	295.758	1
1.	25'55.627							
		2'10.505 (4)	36.268	22.545	47.689	24.003	298.776	1
2.	28'06.132							
		2'09.558 (3)	35.655	22.100	48.104	23.699	297.763	1
3.	30'15.690							
		B 2'08.242 (1)	35.278	21.986	47.281	23.697	296.757	1
4.	32'23.932							
		2'08.398 (2)	35.260	22.031	47.326	23.781	298.776	1
5.	34'32.330							
		2'15.971 (6)	37.393	23.574	50.766	24.238	288.947	1
6.	36'48.301							
		2'14.332 (5)	38.484	22.570	49.309	23.969	296.757	1
7.	39'02.633							



NGK SPARK PLUGS

SUZUKA 2&4 RACE



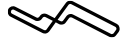
予選・決勝 SAT 決勝 SUN

4/22-23

2023 MFJ全日本ロードレース選手権シリーズ 第2戦

JSB1000 ART走行(無料) A Gr.

2023 / 4 / 21 :



SUZUKA CIRCUIT

個別ラップ表

Weather :Fine

Track :Dry

Full Course 2-Wheels(5,821m)

No	10	Best Time	2'09.307	162.061 km/h
Name	清成 龍一 Ryuichi KIYONARI	Total Time	41'48.283	8 Laps
Team	TOHO Racing	Average Lap Time	2'55.271	
Type	CBR1000RR-R	Today's Rank	5 / 11	
		Today's Top Time	2'06.945	165.076 km/h

No	10 (Driver1)	Best Time		km/h
Name	清成 龍一 Ryuichi KIYONARI	Total Time		Laps
Team	TOHO Racing	Average Lap Time		
Type	CBR1000RR-R	Today's Rank		
		Today's Top Time	2'06.945	165.076 km/h

No	10 (Driver2)	Best Time		km/h
Name	清成 龍一	Total Time		Laps
Team	TOHO Racing	Average Lap Time		
Type	CBR1000RR-R	Today's Rank		
		Today's Top Time	2'06.945	165.076 km/h

No	10 (Driver3)	Best Time		km/h
Name	Ryuichi KIYONARI	Total Time		Laps
Team	TOHO Racing	Average Lap Time		
Type	CBR1000RR-R	Today's Rank		
		Today's Top Time	2'06.945	165.076 km/h

Lap	Passing Time	Lap Time	Sec1	Sec2	Sec3	Sec4	km/h	Driver No
				23.887	49.388	24.074	296.757	0
1.	21'21.383							
		2'12.712 (6)	36.761	23.013	48.870	24.068	301.856	0
2.	23'34.095							
		2'10.470 (4)	35.791	22.189	48.465	24.025	298.776	0
3.	25'44.565							
		2'09.769 (3)	35.693	22.267	47.936	23.873	296.757	0
4.	27'54.334							
		7'24.166 (7)	38.678	22.904	48.042	24.576	298.776	0
5.	35'18.500							
		2'09.492 (2)	35.722	22.079	47.712	23.979	298.776	0
6.	37'27.992							
		B 2'09.307 (1)	35.542	21.882	47.748	24.135	297.763	0
7.	39'37.299							
		2'10.984 (5)	36.101	22.548	48.069	24.266	295.758	0
8.	41'48.283							



NGK SPARK PLUGS

SUZUKA 2&4 RACE



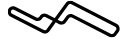
予選・決勝 SAT 決勝 SUN

4/22-23

2023 MFJ全日本ロードレース選手権シリーズ 第2戦

JSB1000 ART走行(無料) A Gr.

2023 / 4 / 21 :



SUZUKA CIRCUIT

個別ラップ表

Weather :Fine

Track :Dry

Full Course 2-Wheels(5,821m)

No	14	Best Time	2'11.158	159.774 km/h
Name	中富 伸一 Shinichi NAKATOMI	Total Time	37'49.979	8 Laps
Team	WaveinnR	Average Lap Time	5'04.028	
Type	YZF-R1	Today's Rank	9 / 11	
		Today's Top Time	2'06.945	165.076 km/h
No	14 (Driver1)	Best Time	2'11.158	159.774 km/h
Name	中富 伸一 Shinichi NAKATOMI	Total Time	37'49.979	8 Laps
Team	WaveinnR	Average Lap Time	5'04.028	
Type	YZF-R1	Today's Rank	4 / 5	
		Today's Top Time	2'06.945	165.076 km/h
No	14 (Driver2)	Best Time		km/h
Name	中富 伸一	Total Time		Laps
Team	WaveinnR	Average Lap Time		
Type	YZF-R1	Today's Rank		
		Today's Top Time	2'06.945	165.076 km/h
No	14 (Driver3)	Best Time		km/h
Name	Shinichi NAKATOMI	Total Time		Laps
Team	WaveinnR	Average Lap Time		
Type	YZF-R1	Today's Rank		
		Today's Top Time	2'06.945	165.076 km/h

Lap	Passing Time	Lap Time	Sec1	Sec2	Sec3	Sec4	km/h	Driver No
1.	2'21.781			23.573	50.073	25.461	263.784	1
2.	4'46.795	2'25.014 (5)	36.708	22.428	48.868	37.010	266.991	1
3.	21'23.279	16'36.484 (7)	6'40.034	24.027	50.590	24.870	292.800	1
4.	23'35.830	2'12.551 (3)	36.388	22.569	48.697	24.897	273.645	1
5.	25'48.619	2'12.789 (4)	36.766	22.587	48.152	25.284	294.765	1
6.	33'27.383	7'38.764 (6)	41.268	22.888	49.149	24.330	292.800	1
7.	35'38.541	B 2'11.158 (1)	36.156	22.320	48.432	24.250	293.779	1
8.	37'49.979	2'11.438 (2)	36.190	22.456	48.189	24.603	294.765	1



NGK SPARK PLUGS

SUZUKA 2&4 RACE



予選・決勝 SAT 決勝 SUN

4/22-23

2023 MFJ全日本ロードレース選手権シリーズ 第2戦

JSB1000 ART走行(無料) A Gr.

2023 / 4 / 21 :



SUZUKA CIRCUIT

個別ラップ表

Weather :Fine

Track :Dry

Full Course 2-Wheels(5,821m)

No	16	Best Time	2'09.428	161.909 km/h
Name	日浦 大治朗 Daijiro HIURA	Total Time	40'11.949	5 Laps
Team	Honda Dream RT SAKURAI HONDA	Average Lap Time	4'35.903	
Type	CBR1000RR-R	Today's Rank	6 / 11	
		Today's Top Time	2'06.945	165.076 km/h

No	16 (Driver1)	Best Time		km/h
Name	日浦 大治朗 Daijiro HIURA	Total Time		Laps
Team	Honda Dream RT SAKURAI HONDA	Average Lap Time		
Type	CBR1000RR-R	Today's Rank		
		Today's Top Time	2'06.945	165.076 km/h

No	16 (Driver2)	Best Time		km/h
Name	日浦 大治朗	Total Time		Laps
Team	Honda Dream RT SAKURAI HONDA	Average Lap Time		
Type	CBR1000RR-R	Today's Rank		
		Today's Top Time	2'06.945	165.076 km/h

No	16 (Driver3)	Best Time		km/h
Name	Daijiro HIURA	Total Time		Laps
Team	Honda Dream RT SAKURAI HONDA	Average Lap Time		
Type	CBR1000RR-R	Today's Rank		
		Today's Top Time	2'06.945	165.076 km/h

Lap	Passing Time	Lap Time	Sec1	Sec2	Sec3	Sec4	km/h	Driver No
1.	21'48.334			23.586	49.080	24.465	301.856	0
2.	24'01.425	2'13.091 (3)	38.489	22.612	47.991	23.999	301.856	0
3.	26'10.853	B 2'09.428 (1)	35.884	22.243	47.519	23.782	302.897	0
4.	38'01.533	11'50.680 (4)	38.351	23.271	48.979	24.361	302.897	0
5.	40'11.949	2'10.416 (2)	36.186	22.377	47.912	23.941	303.945	0



NGK SPARK PLUGS

SUZUKA 2&4 RACE



予選・決勝 SAT 決勝 SUN

4/22-23

2023 MFJ全日本ロードレース選手権シリーズ 第2戦

JSB1000 ART走行(無料) A Gr.

2023 / 4 / 21 :



SUZUKA CIRCUIT

個別ラップ表

Weather :Fine

Full Course 2-Wheels(5,821m)

Track :Dry

No	18	Best Time	2'08.291	163.344 km/h
Name	漣美心 Cocoro ATSUMI	Total Time	41'07.153	12 Laps
Team	S-PULSE DREAM RACING ITEC	Average Lap Time	3'31.797	
Type	GSX-R1000R	Today's Rank	3 / 11	
		Today's Top Time	2'06.945	165.076 km/h

No	18 (Driver1)	Best Time		km/h
Name	漣美心 Cocoro ATSUMI	Total Time		Laps
Team	S-PULSE DREAM RACING ITEC	Average Lap Time		
Type	GSX-R1000R	Today's Rank		
		Today's Top Time	2'06.945	165.076 km/h

No	18 (Driver2)	Best Time		km/h
Name	漣美心	Total Time		Laps
Team	S-PULSE DREAM RACING ITEC	Average Lap Time		
Type	GSX-R1000R	Today's Rank		
		Today's Top Time	2'06.945	165.076 km/h

No	18 (Driver3)	Best Time		km/h
Name	Cocoro ATSUMI	Total Time		Laps
Team	S-PULSE DREAM RACING ITEC	Average Lap Time		
Type	GSX-R1000R	Today's Rank		
		Today's Top Time	2'06.945	165.076 km/h

Lap	Passing Time	Lap Time	Sec1	Sec2	Sec3	Sec4	km/h	Driver No
				23.471	48.927	24.683	295.758	0
1.	2'17.380							
		2'11.030 (7)	36.612	22.487	47.929	24.002	298.776	0
2.	4'28.410							
		2'50.485 (9)	40.525	32.070	1'05.867	32.023	165.424	0
3.	7'18.895							
		13'59.128 (11)	46.754	23.442	49.078	24.324	298.776	0
4.	21'18.023							
		2'12.240 (8)	38.031	22.791	47.692	23.726	298.776	0
5.	23'30.263							
		2'08.571 (5)	35.784	21.942	47.136	23.709	298.776	0
6.	25'38.834							
		2'08.325 (3)	35.491	22.096	47.255	23.483	298.776	0
7.	27'47.159							
		B 2'08.291 (1)	35.418	22.082	47.319	23.472	297.763	0
8.	29'55.450							
		4'46.108 (10)	36.080	22.512	48.203	23.922	295.758	0
9.	34'41.558							
		2'08.428 (4)	35.573	22.072	47.303	23.480	298.776	0
10.	36'49.986							
		2'08.323 (2)	35.323	22.214	47.237	23.549	296.757	0
11.	38'58.309							
		2'08.844 (6)	35.450	22.118	47.372	23.904	297.763	0
12.	41'07.153							



NGK SPARK PLUGS

SUZUKA 2&4 RACE



予選・決勝 SAT 決勝 SUN

4/22-23

2023 MFJ全日本ロードレース選手権シリーズ 第2戦

JSB1000 ART走行(無料) A Gr.

2023 / 4 / 21 :

 SUZUKA CIRCUIT
Full Course 2-Wheels(5,821m)

個別ラップ表

Weather :Fine
Track :Dry

No	20	Best Time	2'10.738	160.287 km/h
Name	黒木 玲徳 Reitoku KUROGI	Total Time	41'48.171	10 Laps
Team	GOSHI Racing	Average Lap Time	4'22.761	
Type	CBR1000RR-R	Today's Rank	7 / 11	
		Today's Top Time	2'06.945	165.076 km/h

No	20 (Driver1)	Best Time		km/h
Name		Total Time		Laps
Team	GOSHI Racing	Average Lap Time		
Type	CBR1000RR-R	Today's Rank		
		Today's Top Time	2'06.945	165.076 km/h

No	20 (Driver2)	Best Time		km/h
Name	黒木 玲徳	Total Time		Laps
Team	GOSHI Racing	Average Lap Time		
Type	CBR1000RR-R	Today's Rank		
		Today's Top Time	2'06.945	165.076 km/h

No	20 (Driver3)	Best Time		km/h
Name	Reitoku KUROGI	Total Time		Laps
Team	GOSHI Racing	Average Lap Time		
Type	CBR1000RR-R	Today's Rank		
		Today's Top Time	2'06.945	165.076 km/h

Lap	Passing Time	Lap Time	Sec1	Sec2	Sec3	Sec4	km/h	Driver No
1.	2'23.314			23.688	49.210	25.491	300.822	0
2.	4'41.783	2'18.469 (6)	36.606	22.961	51.220	27.682	202.396	0
3.	7'29.793	Pit						
4.	21'20.109	2'48.010 (7)	36.556	24.325	1'04.762	42.367	166.049	0
5.	23'33.168	13'50.316 (9)	3'59.351	23.013	49.239	24.970	299.795	0
6.	25'44.846	2'13.059 (5)	36.230	23.457	49.122	24.250	299.795	0
7.	27'55.584	2'11.678 (3)	36.229	22.532	48.755	24.162	299.795	0
8.	37'25.355	B 2'10.738 (1)	35.926	22.429	47.871	24.512	297.763	0
9.	39'37.171	9'29.771 (8)	36.673	23.057	49.118	24.499	293.779	0
10.	41'48.171	2'11.816 (4)	36.292	22.617	48.577	24.330	299.795	0
		2'11.000 (2)	36.092	22.454	48.263	24.191	298.776	0



NGK SPARK PLUGS

SUZUKA 2&4 RACE



予選・決勝 SAT 決勝 SUN

4/22-23

2023 MFJ全日本ロードレース選手権シリーズ 第2戦

JSB1000 ART走行(無料) A Gr.

2023 / 4 / 21 :

SUZUKA CIRCUIT

個別ラップ表

Weather :Fine

Full Course 2-Wheels(5,821m)

Track :Dry

No	22	Best Time	2'10.808	160.201 km/h
Name	星野 知也 Tomoya HOSHINO	Total Time	40'22.986	7 Laps
Team	TONE RT SYNCEDGE4413 BMW	Average Lap Time	6'20.637	
Type	M1000RR	Today's Rank	8 / 11	
		Today's Top Time	2'06.945	165.076 km/h

No	22 (Driver1)	Best Time		km/h
Name	星野 知也 Tomoya HOSHINO	Total Time		Laps
Team	TONE RT SYNCEDGE4413 BMW	Average Lap Time		
Type	M1000RR	Today's Rank		
		Today's Top Time	2'06.945	165.076 km/h

No	22 (Driver2)	Best Time		km/h
Name	星野 知也	Total Time		Laps
Team	TONE RT SYNCEDGE4413 BMW	Average Lap Time		
Type	M1000RR	Today's Rank		
		Today's Top Time	2'06.945	165.076 km/h

No	22 (Driver3)	Best Time		km/h
Name	Tomoya HOSHINO	Total Time		Laps
Team	TONE RT SYNCEDGE4413 BMW	Average Lap Time		
Type	M1000RR	Today's Rank		
		Today's Top Time	2'06.945	165.076 km/h

Lap	Passing Time	Lap Time	Sec1	Sec2	Sec3	Sec4	km/h	Driver No
1.	2'19.159			23.576	48.952	24.594	290.861	0
2.	4'30.881	2'11.722 (3)	36.385	22.435	48.348	24.554	295.758	0
3.	27'49.415	23'18.534 (6)	38.996	28.272	49.481	24.296	290.861	0
4.	30'00.223	B 2'10.808 (1)	36.320	22.383	48.043	24.062	291.827	0
5.	32'11.968	2'11.745 (4)	36.119	22.526	48.639	24.461	288.947	0
6.	38'11.862	5'59.894 (5)	43.509	22.821	48.312	24.007	290.861	0
7.	40'22.986	2'11.124 (2)	36.581	22.422	48.115	24.006	289.901	0



NGK SPARK PLUGS

SUZUKA 2&4 RACE



予選・決勝 SAT 決勝 SUN

4/22-23

2023 MFJ全日本ロードレース選手権シリーズ 第2戦

JSB1000 ART走行(無料) A Gr.

2023 / 4 / 21 :

SUZUKA CIRCUIT

個別ラップ表

Weather :Fine

Full Course 2-Wheels(5,821m)

Track :Dry

No	30	Best Time	2'12.019	158.732 km/h
Name	樋口 耕太 Kota HIGUCHI	Total Time	41'38.437	7 Laps
Team	FACTORY HIRO H.L.O RACING	Average Lap Time	6'22.964	
Type	GSX-R1000R	Today's Rank	10 / 11	
		Today's Top Time	2'06.945	165.076 km/h

No	30 (Driver1)	Best Time		km/h
Name	樋口 耕太 Kota HIGUCHI	Total Time		Laps
Team	FACTORY HIRO H.L.O RACING	Average Lap Time		
Type	GSX-R1000R	Today's Rank		
		Today's Top Time	2'06.945	165.076 km/h

No	30 (Driver2)	Best Time		km/h
Name	樋口 耕太	Total Time		Laps
Team	FACTORY HIRO H.L.O RACING	Average Lap Time		
Type	GSX-R1000R	Today's Rank		
		Today's Top Time	2'06.945	165.076 km/h

No	30 (Driver3)	Best Time		km/h
Name	Kota HIGUCHI	Total Time		Laps
Team	FACTORY HIRO H.L.O RACING	Average Lap Time		
Type	GSX-R1000R	Today's Rank		
		Today's Top Time	2'06.945	165.076 km/h

Lap	Passing Time	Lap Time	Sec1	Sec2	Sec3	Sec4	km/h	Driver No
				25.182	50.605	25.204	288.000	0
1.	3'20.652							
		19'14.089 (6)	38.526	24.786	50.003	24.695	293.779	0
2.	22'34.741							
		2'12.431 (2)	36.499	22.829	48.735	24.368	294.765	0
3.	24'47.172							
		2'12.490 (3)	36.662	22.762	48.695	24.371	293.779	0
4.	26'59.662							
		2'14.107 (4)	36.604	22.646	50.443	24.414	294.765	0
5.	29'13.769							
		B 2'12.019 (1)	36.508	22.597	48.570	24.344	294.765	0
6.	31'25.788							
		10'12.649 (5)	39.117	23.454	49.552	24.705	292.800	0
7.	41'38.437							



NGK SPARK PLUGS

SUZUKA 2&4 RACE



予選・決勝 SAT 決勝 SUN

4/22-23

2023 MFJ全日本ロードレース選手権シリーズ 第2戦

JSB1000 ART走行(無料) A Gr.

2023 / 4 / 21 :



SUZUKA CIRCUIT

個別ラップ表

Weather :Fine

Full Course 2-Wheels(5,821m)

Track :Dry

No	38	Best Time	2'08.503	163.075 km/h
Name	伊藤 和輝 Kazuki ITOU	Total Time	40'52.052	7 Laps
Team	Honda Dream RT SAKURAI HONDA	Average Lap Time	6'21.791	
Type	CBR1000RR-R	Today's Rank	4 / 11	
		Today's Top Time	2'06.945	165.076 km/h
No	38 (Driver1)	Best Time	2'08.503	163.075 km/h
Name	伊藤 和輝 Kazuki ITOU	Total Time	40'52.052	7 Laps
Team	Honda Dream RT SAKURAI HONDA	Average Lap Time	6'21.791	
Type	CBR1000RR-R	Today's Rank	3 / 5	
		Today's Top Time	2'06.945	165.076 km/h
No	38 (Driver2)	Best Time		km/h
Name	伊藤 和輝	Total Time		Laps
Team	Honda Dream RT SAKURAI HONDA	Average Lap Time		
Type	CBR1000RR-R	Today's Rank		
		Today's Top Time	2'06.945	165.076 km/h
No	38 (Driver3)	Best Time		km/h
Name	Kazuki ITOU	Total Time		Laps
Team	Honda Dream RT SAKURAI HONDA	Average Lap Time		
Type	CBR1000RR-R	Today's Rank		
		Today's Top Time	2'06.945	165.076 km/h

Lap	Passing Time	Lap Time	Sec1	Sec2	Sec3	Sec4	km/h	Driver No
1.	2'41.301 Pit			24.574	50.325	39.504	293.779	1
2.	21'16.490	18'35.189 (6)	16'58.741	23.212	49.175	24.061	296.757	1
3.	23'25.390	2'08.900 (2)	35.335	22.121	47.508	23.936	303.945	1
4.	25'33.893	B 2'08.503 (1)	35.431	21.941	47.361	23.770	301.856	1
5.	27'43.095	2'09.202 (3)	35.424	22.119	47.944	23.715	298.776	1
6.	29'52.814	2'09.719 (4)	35.540	22.203	47.668	24.308	300.822	1
7.	40'52.052	10'59.238 (5)	45.211	23.989	50.313	24.831	296.757	1



NGK SPARK PLUGS

SUZUKA 2&4 RACE



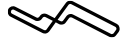
予選・決勝 SAT 決勝 SUN

4/22-23

2023 MFJ全日本ロードレース選手権シリーズ 第2戦

JSB1000 ART走行(無料) A Gr.

2023 / 4 / 21 :



SUZUKA CIRCUIT

個別ラップ表

Weather :Fine

Track :Dry

Full Course 2-Wheels(5,821m)

No	64	Best Time	2'12.653	157.973 km/h
Name	吉田 愛乃助 Ainosuke YOSHIDA	Total Time	41'45.372	10 Laps
Team	TONE RT SYNCEDGE4413 BMW	Average Lap Time	4'22.655	
Type	M1000RR	Today's Rank	11 / 11	
		Today's Top Time	2'06.945	165.076 km/h
No	64 (Driver1)	Best Time		km/h
Name		Total Time		Laps
Team	TONE RT SYNCEDGE4413 BMW	Average Lap Time		
Type	M1000RR	Today's Rank		
		Today's Top Time	2'06.945	165.076 km/h
No	64 (Driver2)	Best Time		km/h
Name	吉田 愛乃助	Total Time		Laps
Team	TONE RT SYNCEDGE4413 BMW	Average Lap Time		
Type	M1000RR	Today's Rank		
		Today's Top Time	2'06.945	165.076 km/h
No	64 (Driver3)	Best Time		km/h
Name	Ainosuke YOSHIDA	Total Time		Laps
Team	TONE RT SYNCEDGE4413 BMW	Average Lap Time		
Type	M1000RR	Today's Rank		
		Today's Top Time	2'06.945	165.076 km/h

Lap	Passing Time	Lap Time	Sec1	Sec2	Sec3	Sec4	km/h	Driver No
1.	2'21.475			24.078	50.738	25.331	290.861	0
2.	4'58.871	2'37.396 (7)	37.698	23.084	51.458	45.156	212.688	0
3.	21'18.767	16'19.896 (9)	6'27.791	23.325	49.895	24.959	287.059	0
4.	23'33.952	2'15.185 (6)	37.124	23.728	49.461	24.872	292.800	0
5.	25'48.531	2'14.579 (5)	37.098	22.987	49.318	25.176	288.000	0
6.	28'02.770	2'14.239 (3)	37.139	23.043	49.339	24.718	287.059	0
7.	30'17.112	2'14.342 (4)	37.116	23.136	49.421	24.669	288.947	0
8.	37'19.650	7'02.538 (8)	37.771	23.596	50.218	24.951	289.901	0
9.	39'32.719	2'13.069 (2)	36.901	22.839	48.852	24.477	290.861	0
10.	41'45.372	B 2'12.653 (1)	36.577	22.727	48.912	24.437	288.000	0



NGK SPARK PLUGS

SUZUKA 2&4 RACE



予選・決勝 SAT 決勝 SUN

4/22-23

2023 MFJ全日本ロードレース選手権シリーズ 第2戦

JSB1000 ART走行(無料) A Gr.

2023 / 4 / 21 :

 SUZUKA CIRCUIT
Full Course 2-Wheels(5,821m)

個別ラップ表

Weather :Fine
Track :Dry

No	4	Best Time	2'06.829	165.227 km/h
Name	作本 輝介 Kosuke SAKUMOTO	Total Time	41'54.297	11 Laps
Team	AstemoHondaDreamSIRacing	Average Lap Time	3'57.746	
Type	CBR1000RR-R	Today's Rank	1 / 24	
		Today's Top Time	2'06.829	165.227 km/h

No	4 (Driver1)	Best Time		km/h
Name	作本 輝介 Kosuke SAKUMOTO	Total Time		Laps
Team	AstemoHondaDreamSIRacing	Average Lap Time		
Type	CBR1000RR-R	Today's Rank		
		Today's Top Time	2'06.945	165.076 km/h

No	4 (Driver2)	Best Time		km/h
Name	作本 輝介	Total Time		Laps
Team	AstemoHondaDreamSIRacing	Average Lap Time		
Type	CBR1000RR-R	Today's Rank		
		Today's Top Time	2'06.945	165.076 km/h

No	4 (Driver3)	Best Time		km/h
Name	Kosuke SAKUMOTO	Total Time		Laps
Team	AstemoHondaDreamSIRacing	Average Lap Time		
Type	CBR1000RR-R	Today's Rank		
		Today's Top Time	2'06.945	165.076 km/h

Lap	Passing Time	Lap Time	Sec1	Sec2	Sec3	Sec4	km/h	Driver No
1.	2'16.837			23.333	48.041	24.129	301.856	0
2.	4'24.553	2'07.716 (4)	35.321	21.855	46.921	23.619	302.897	0
3.	21'16.154	16'51.601 (10)	43.286	23.104	48.879	23.957	297.763	0
4.	23'24.793	2'08.639 (6)	35.421	22.079	47.275	23.864	301.856	0
5.	25'32.883	2'08.090 (5)	35.348	22.003	47.169	23.570	302.897	0
6.	27'41.966	2'09.083 (7)	35.340	22.103	47.967	23.673	299.795	0
7.	29'49.261	2'07.295 (2)	35.003	21.739	46.904	23.649	305.000	0
8.	31'56.090	B 2'06.829 (1)	34.943	21.673	46.733	23.480	306.063	0
9.	34'03.430	2'07.340 (3)	35.223	21.777	46.779	23.561	303.945	0
10.	39'45.051	5'41.621 (9)	37.287	23.200	48.594	24.325	296.757	0
11.	41'54.297	2'09.246 (8)	35.736	22.274	47.535	23.701	303.945	0



NGK SPARK PLUGS

SUZUKA 2&4 RACE



予選・決勝 SAT 決勝 SUN

4/22-23

2023 MFJ全日本ロードレース選手権シリーズ 第2戦

JSB1000 ART走行(無料) A Gr.

2023 / 4 / 21 :



SUZUKA CIRCUIT

個別ラップ表

Weather :Fine

Full Course 2-Wheels(5,821m)

Track :Dry

No	12	Best Time	2'07.248	164.683 km/h
Name	秋吉 耕佑 Kosuke AKIYOSHI	Total Time	38'36.621	7 Laps
Team	MurayamaUnso.Honda Dream.K.W	Average Lap Time	2'53.922	
Type	CBR1000RR-R	Today's Rank	2 / 24	
		Today's Top Time	2'06.829	165.227 km/h
No	12 (Driver1)	Best Time		km/h
Name	秋吉 耕佑 Kosuke AKIYOSHI	Total Time		Laps
Team	MurayamaUnso.Honda Dream.K.W	Average Lap Time		
Type	CBR1000RR-R	Today's Rank		
		Today's Top Time	2'06.945	165.076 km/h
No	12 (Driver2)	Best Time		km/h
Name	秋吉 耕佑	Total Time		Laps
Team	MurayamaUnso.Honda Dream.K.W	Average Lap Time		
Type	CBR1000RR-R	Today's Rank		
		Today's Top Time	2'06.945	165.076 km/h
No	12 (Driver3)	Best Time		km/h
Name	Kosuke AKIYOSHI	Total Time		Laps
Team	MurayamaUnso.Honda Dream.K.W	Average Lap Time		
Type	CBR1000RR-R	Today's Rank		
		Today's Top Time	2'06.945	165.076 km/h

Lap	Passing Time	Lap Time	Sec1	Sec2	Sec3	Sec4	km/h	Driver No
1.	21'13.085			22.298	48.443	23.753	296.757	0
2.	23'20.804	2'07.719 (2)	35.253	21.899	47.118	23.449	299.795	0
3.	25'28.052	B 2'07.248 (1)	35.130	21.833	47.031	23.254	299.795	0
4.	27'36.045	2'07.993 (3)	35.446	21.795	47.177	23.575	295.758	0
5.	34'16.085	6'40.040 (6)	44.152	22.298	47.798	23.745	294.765	0
6.	36'26.514	2'10.429 (5)	37.360	22.007	47.509	23.553	298.776	0
7.	38'36.621	2'10.107 (4)	35.599	22.626	47.821	24.061	301.856	0



NGK SPARK PLUGS

SUZUKA 2&4 RACE



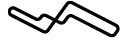
予選・決勝 SAT 決勝 SUN

4/22-23

2023 MFJ全日本ロードレース選手権シリーズ 第2戦

JSB1000 ART走行(無料) A Gr.

2023 / 4 / 21 :



SUZUKA CIRCUIT

個別ラップ表

Weather :Fine

Track :Dry

Full Course 2-Wheels(5,821m)

No	27	Best Time	2'11.795	159.001 km/h
Name	新庄 雅浩 Masahiro SHINJO	Total Time	40'08.431	8 Laps
Team	Team TATARA aprilia	Average Lap Time	5'23.690	
Type	RSV4 Factory	Today's Rank	8 / 24	
		Today's Top Time	2'06.829	165.227 km/h
No	27 (Driver1)	Best Time		km/h
Name	新庄 雅浩 Masahiro SHINJO	Total Time		Laps
Team	Team TATARA aprilia	Average Lap Time		
Type	RSV4 Factory	Today's Rank		
		Today's Top Time	2'06.945	165.076 km/h
No	27 (Driver2)	Best Time		km/h
Name	新庄 雅浩	Total Time		Laps
Team	Team TATARA aprilia	Average Lap Time		
Type	RSV4 Factory	Today's Rank		
		Today's Top Time	2'06.945	165.076 km/h
No	27 (Driver3)	Best Time		km/h
Name	Masahiro SHINJO	Total Time		Laps
Team	Team TATARA aprilia	Average Lap Time		
Type	RSV4 Factory	Today's Rank		
		Today's Top Time	2'06.945	165.076 km/h

Lap	Passing Time	Lap Time	Sec1	Sec2	Sec3	Sec4	km/h	Driver No
1.	2'22.600			23.655	50.455	25.298	292.800	0
2.	4'53.317	2'30.717 (5)	37.062	22.783	50.580	40.292	267.805	0
3.	21'24.019	16'30.702 (7)	6'42.298	23.357	50.025	25.489	291.827	0
4.	23'36.669	2'12.650 (4)	36.501	22.803	48.688	24.658	291.827	0
5.	33'32.489	9'55.820 (6)	37.873	23.277	49.101	24.752	290.861	0
6.	35'44.284	B 2'11.795 (1)	36.393	22.761	48.409	24.232	290.861	0
7.	37'56.128	2'11.844 (2)	36.465	22.602	48.486	24.291	288.947	0
8.	40'08.431	2'12.303 (3)	36.392	22.770	48.753	24.388	289.901	0



NGK SPARK PLUGS

SUZUKA 2&4 RACE



予選・決勝 SAT 決勝 SUN

4/22-23

2023 MFJ全日本ロードレース選手権シリーズ 第2戦

JSB1000 ART走行(無料) A Gr.

2023 / 4 / 21 :



SUZUKA CIRCUIT

個別ラップ表

Weather :Fine

Full Course 2-Wheels(5,821m)

Track :Dry

No	34	Best Time	2'10.713	160.318 km/h
Name	和田 留佳 Ruka WADA	Total Time	40'45.385	8 Laps
Team	Team TATARA aprilia 3	Average Lap Time	5'29.006	
Type	RSV4 Factory	Today's Rank	6 / 24	
		Today's Top Time	2'06.829	165.227 km/h

No	34 (Driver1)	Best Time		km/h
Name		Total Time		Laps
Team	Team TATARA aprilia 3	Average Lap Time		
Type	RSV4 Factory	Today's Rank		
		Today's Top Time	2'06.945	165.076 km/h

No	34 (Driver2)	Best Time		km/h
Name	和田 留佳	Total Time		Laps
Team	Team TATARA aprilia 3	Average Lap Time		
Type	RSV4 Factory	Today's Rank		
		Today's Top Time	2'06.945	165.076 km/h

No	34 (Driver3)	Best Time		km/h
Name	Ruka WADA	Total Time		Laps
Team	Team TATARA aprilia 3	Average Lap Time		
Type	RSV4 Factory	Today's Rank		
		Today's Top Time	2'06.945	165.076 km/h

Lap	Passing Time	Lap Time	Sec1	Sec2	Sec3	Sec4	km/h	Driver No
1.	2'22.343			23.594	50.175	25.628	282.444	0
2.	4'47.556	2'25.213 (5)	36.816	22.494	48.734	37.169	287.059	0
3.	21'13.742	16'26.186 (7)	7'20.346	22.650	48.886	24.329	290.861	0
4.	23'25.214	2'11.472 (2)	36.142	22.633	48.579	24.118	292.800	0
5.	25'37.119	2'11.905 (3)	36.746	22.509	48.465	24.185	293.779	0
6.	36'21.943	10'44.824 (6)	41.761	23.664	49.862	24.563	292.800	0
7.	38'32.656	B 2'10.713 (1)	36.204	22.191	48.229	24.089	290.861	0
8.	40'45.385	2'12.729 (4)	35.813	22.059	48.248	26.609	293.779	0



NGK SPARK PLUGS

SUZUKA 2&4 RACE



予選・決勝 SAT 決勝 SUN

4/22-23

2023 MFJ全日本ロードレース選手権シリーズ 第2戦

JSB1000 ART走行(無料) A Gr.

2023 / 4 / 21 :



SUZUKA CIRCUIT

個別ラップ表

Weather :Fine

Track :Dry

Full Course 2-Wheels(5,821m)

No	36	Best Time	2'07.688	164.116 km/h
Name	水野 涼 Ryo MIZUNO	Total Time	41'23.677	8 Laps
Team	Astemo HondaDream SI Racing	Average Lap Time	5'35.601	
Type	CBR1000RR-R	Today's Rank	3 / 24	
		Today's Top Time	2'06.829	165.227 km/h
No	36 (Driver1)	Best Time		km/h
Name	水野 涼 Ryo MIZUNO	Total Time		Laps
Team	Astemo HondaDream SI Racing	Average Lap Time		
Type	CBR1000RR-R	Today's Rank		
		Today's Top Time	2'06.945	165.076 km/h
No	36 (Driver2)	Best Time		km/h
Name	水野 涼	Total Time		Laps
Team	Astemo HondaDream SI Racing	Average Lap Time		
Type	CBR1000RR-R	Today's Rank		
		Today's Top Time	2'06.945	165.076 km/h
No	36 (Driver3)	Best Time		km/h
Name	Ryo MIZUNO	Total Time		Laps
Team	Astemo HondaDream SI Racing	Average Lap Time		
Type	CBR1000RR-R	Today's Rank		
		Today's Top Time	2'06.945	165.076 km/h

Lap	Passing Time	Lap Time	Sec1	Sec2	Sec3	Sec4	km/h	Driver No
1.	2'14.468			22.951	48.062	23.819	298.776	0
2.	4'22.709	2'08.241 (4)	35.302	22.103	47.215	23.621	303.945	0
3.	21'12.010	16'49.301 (7)	44.644	22.676	48.094	23.706	298.776	0
4.	23'19.914	2'07.904 (2)	35.300	21.862	47.263	23.479	301.856	0
5.	25'27.602	B 2'07.688 (1)	35.283	21.916	46.873	23.616	301.856	0
6.	37'06.826	11'39.224 (6)	37.130	22.723	48.750	23.881	300.822	0
7.	39'15.671	2'08.845 (5)	36.168	21.930	47.191	23.556	300.822	0
8.	41'23.677	2'08.006 (3)	35.491	21.835	47.229	23.451	300.822	0



NGK SPARK PLUGS

SUZUKA 2&4 RACE



予選・決勝 SAT 決勝 SUN

4/22-23

2023 MFJ全日本ロードレース選手権シリーズ 第2戦

JSB1000 ART走行(無料) A Gr.

2023 / 4 / 21 :



SUZUKA CIRCUIT

個別ラップ表

Weather :Fine

Track :Dry

Full Course 2-Wheels(5,821m)

No	40	Best Time	2'15.234	154.958 km/h
Name	須貝 義行 Yoshiyuki SUGAI	Total Time	40'39.093	9 Laps
Team	TEAM SUGAI RACING JAPAN	Average Lap Time	4'40.293	
Type	CBR1000RR-R	Today's Rank	18 / 24	
		Today's Top Time	2'06.829	165.227 km/h

No	40 (Driver1)	Best Time		km/h
Name		Total Time		Laps
Team	TEAM SUGAI RACING JAPAN	Average Lap Time		
Type	CBR1000RR-R	Today's Rank		
		Today's Top Time	2'06.945	165.076 km/h

No	40 (Driver2)	Best Time		km/h
Name	須貝 義行	Total Time		Laps
Team	TEAM SUGAI RACING JAPAN	Average Lap Time		
Type	CBR1000RR-R	Today's Rank		
		Today's Top Time	2'06.945	165.076 km/h

No	40 (Driver3)	Best Time		km/h
Name	Yoshiyuki SUGAI	Total Time		Laps
Team	TEAM SUGAI RACING JAPAN	Average Lap Time		
Type	CBR1000RR-R	Today's Rank		
		Today's Top Time	2'06.945	165.076 km/h

Lap	Passing Time	Lap Time	Sec1	Sec2	Sec3	Sec4	km/h	Driver No
1.	3'16.743			27.347	1'00.788	29.169	222.380	0
2.	6'04.133	2'47.390 (6)	43.721	26.125	56.044	41.500	198.733	0
3.	24'21.959	18'17.826 (8)	5'14.083	30.689	55.874	26.338	256.842	0
4.	26'45.387	2'23.428 (4)	38.727	24.461	52.923	27.317	244.680	0
5.	29'27.153	2'41.766 (5)	38.415	24.493	58.580	40.278	239.346	0
6.	33'50.955	4'23.802 (7)	2'28.557	23.866	58.955	32.424	170.563	0
7.	36'08.210	2'17.255 (3)	37.854	23.721	50.582	25.098	285.195	0
8.	38'23.859	2'15.649 (2)	37.201	23.366	50.072	25.010	288.000	0
9.	40'39.093	B 2'15.234 (1)	37.002	23.244	50.055	24.933	288.947	0



NGK SPARK PLUGS

SUZUKA 2&4 RACE



予選・決勝 SAT 決勝 SUN

4/22-23

2023 MFJ全日本ロードレース選手権シリーズ 第2戦

JSB1000 ART走行(無料) A Gr.

2023 / 4 / 21 :



SUZUKA CIRCUIT

個別ラップ表

Weather :Fine

Track :Dry

Full Course 2-Wheels(5,821m)

No	44	Best Time	2'15.224	154.970 km/h
Name	山内 芳則 Yoshinori YAMAUCHI	Total Time	34'32.285	7 Laps
Team	YSS Mercury&speed Heart	Average Lap Time	5'16.908	
Type	Ninja ZX-10R	Today's Rank	17 / 24	
		Today's Top Time	2'06.829	165.227 km/h

No	44 (Driver1)	Best Time		km/h
Name		Total Time		Laps
Team	YSS Mercury&speed Heart	Average Lap Time		
Type	Ninja ZX-10R	Today's Rank		
		Today's Top Time	2'06.945	165.076 km/h

No	44 (Driver2)	Best Time		km/h
Name	山内 芳則	Total Time		Laps
Team	YSS Mercury&speed Heart	Average Lap Time		
Type	Ninja ZX-10R	Today's Rank		
		Today's Top Time	2'06.945	165.076 km/h

No	44 (Driver3)	Best Time		km/h
Name	Yoshinori YAMAUCHI	Total Time		Laps
Team	YSS Mercury&speed Heart	Average Lap Time		
Type	Ninja ZX-10R	Today's Rank		
		Today's Top Time	2'06.945	165.076 km/h

Lap	Passing Time	Lap Time	Sec1	Sec2	Sec3	Sec4	km/h	Driver No
1.	2'50.837			24.274	51.246	25.931	279.745	0
2.	5'19.781	2'28.944 (4)	38.327	23.246	57.726	29.645	199.636	0
3.	21'35.283	16'15.502 (6)	45.104	24.091	1'02.010	25.701	271.111	0
4.	23'50.908	2'15.625 (2)	37.656	23.117	49.707	25.145	282.444	0
5.	26'06.983	2'16.075 (3)	37.435	23.078	50.178	25.384	282.444	0
6.	32'17.061	6'10.078 (5)	43.969	23.454	49.706	25.228	283.355	0
7.	34'32.285	B 2'15.224 (1)	37.196	23.271	49.664	25.093	284.272	0



NGK SPARK PLUGS

SUZUKA 2&4 RACE



予選・決勝 SAT 決勝 SUN

4/22-23

2023 MFJ全日本ロードレース選手権シリーズ 第2戦

JSB1000 ART走行(無料) A Gr.

2023 / 4 / 21 :

SUZUKA CIRCUIT
Full Course 2-Wheels(5,821m)

個別ラップ表

Weather :Fine
Track :Dry

No	46	Best Time	2'19.638	150.071 km/h
Name	岸本 修 Osamu KISHIMOTO	Total Time	40'29.804	12 Laps
Team	Team MATSUNAGA KDC&YSP NAGOYAKITA	Average Lap Time	3'26.116	
Type	YZF-R1	Today's Rank	24 / 24	
		Today's Top Time	2'06.829	165.227 km/h
No	46 (Driver1)	Best Time		km/h
Name		Total Time		Laps
Team	Team MATSUNAGA KDC&YSP NAGOYAKITA	Average Lap Time		
Type	YZF-R1	Today's Rank		
		Today's Top Time	2'06.945	165.076 km/h
No	46 (Driver2)	Best Time		km/h
Name	岸本 修	Total Time		Laps
Team	Team MATSUNAGA KDC&YSP NAGOYAKITA	Average Lap Time		
Type	YZF-R1	Today's Rank		
		Today's Top Time	2'06.945	165.076 km/h
No	46 (Driver3)	Best Time		km/h
Name	Osamu KISHIMOTO	Total Time		Laps
Team	Team MATSUNAGA KDC&YSP NAGOYAKITA	Average Lap Time		
Type	YZF-R1	Today's Rank		
		Today's Top Time	2'06.945	165.076 km/h

Lap	Passing Time	Lap Time	Sec1	Sec2	Sec3	Sec4	km/h	Driver No
1.	2'42.520			24.940	52.864	26.291	277.098	0
2.	5'06.031	2'23.511 (9)	38.547	24.598	53.066	27.300	253.873	0
3.	7'43.351	Pit	39.806	24.939	52.355	40.220	248.839	0
4.	21'47.788	14'04.437 (11)	4'28.138	24.859	52.612	26.748	268.624	0
5.	24'10.352	2'22.564 (8)	39.303	24.357	52.427	26.477	269.448	0
6.	26'30.782	2'20.430 (7)	38.703	24.133	51.549	26.045	278.857	0
7.	28'50.711	2'19.929 (5)	38.419	24.341	51.057	26.112	272.795	0
8.	31'10.349	B 2'19.638 (1)	38.386	24.088	51.251	25.913	279.745	0
9.	33'30.173	2'19.824 (2)	38.157	24.054	51.619	25.994	283.355	0
10.	35'50.004	2'19.831 (3)	38.364	24.079	51.293	26.095	280.639	0
11.	38'09.942	2'19.938 (6)	38.294	24.073	51.348	26.223	264.578	0
12.	40'29.804	2'19.862 (4)	38.786	23.899	51.209	25.968	276.226	0



NGK SPARK PLUGS

SUZUKA 2&4 RACE



予選・決勝 SAT 決勝 SUN

4/22-23

2023 MFJ全日本ロードレース選手権シリーズ 第2戦

JSB1000 ART走行(無料) A Gr.

2023 / 4 / 21 :

SUZUKA CIRCUIT
Full Course 2-Wheels(5,821m)

個別ラップ表

Weather :Fine
Track :Dry

No	48	Best Time	2'16.164	153.900 km/h
Name	荒川 雅彦 Masahiko ARAKAWA	Total Time	40'07.253	13 Laps
Team	Team MATSUNAGA KDC with M&Y	Average Lap Time	3'07.293	
Type	YZF-R1	Today's Rank	21 / 24	
		Today's Top Time	2'06.829	165.227 km/h

No	48 (Driver1)	Best Time		km/h
Name		Total Time		Laps
Team	Team MATSUNAGA KDC with M&Y	Average Lap Time		
Type	YZF-R1	Today's Rank		
		Today's Top Time	2'06.945	165.076 km/h

No	48 (Driver2)	Best Time		km/h
Name	荒川 雅彦	Total Time		Laps
Team	Team MATSUNAGA KDC with M&Y	Average Lap Time		
Type	YZF-R1	Today's Rank		
		Today's Top Time	2'06.945	165.076 km/h

No	48 (Driver3)	Best Time		km/h
Name	Masahiko ARAKAWA	Total Time		Laps
Team	Team MATSUNAGA KDC with M&Y	Average Lap Time		
Type	YZF-R1	Today's Rank		
		Today's Top Time	2'06.945	165.076 km/h

Lap	Passing Time	Lap Time	Sec1	Sec2	Sec3	Sec4	km/h	Driver No
				24.713	51.862	25.826	280.639	0
1.	2'39.733							
		2'23.293 (8)	38.051	23.836	53.910	27.496	238.049	0
2.	5'03.026							
		2'25.556 (9)	40.681	25.425	52.974	26.476	269.448	0
3.	7'28.582							
		2'37.432 (10)	39.979	26.317	1'03.894	27.242	188.094	0
4.	10'06.014							
		2'17.698 (5)	38.276	23.724	50.524	25.174	284.272	0
5.	12'23.712							
		9'41.787 (12)	40.469	23.863	50.807	25.266	282.444	0
6.	22'05.499							
		2'17.390 (4)	37.804	23.722	50.620	25.244	280.639	0
7.	24'22.889							
		2'19.418 (7)	38.036	24.356	51.802	25.224	278.857	0
8.	26'42.307							
		2'16.300 (2)	37.388	23.478	50.479	24.955	283.355	0
9.	28'58.607							
		B 2'16.164 (1)	37.407	23.397	50.204	25.156	281.538	0
10.	31'14.771							
		2'18.002 (6)	37.746	23.681	50.378	26.197	275.361	0
11.	33'32.773							
		4'17.158 (11)	48.887	28.964	50.978	26.006	281.538	0
12.	37'49.931							
		2'17.322 (3)	37.913	23.704	50.478	25.227	283.355	0
13.	40'07.253							



NGK SPARK PLUGS

SUZUKA 2&4 RACE



予選・決勝 SAT 決勝 SUN

4/22-23

2023 MFJ全日本ロードレース選手権シリーズ 第2戦

JSB1000 ART走行(無料) A Gr.

2023 / 4 / 21 :



SUZUKA CIRCUIT

個別ラップ表

Weather :Fine

Track :Dry

Full Course 2-Wheels(5,821m)

No	50	Best Time	2'15.542	154.606 km/h
Name	鈴木 孝志 Takashi SUZUKI	Total Time	41'34.245	10 Laps
Team	Taira Promote Racing 1	Average Lap Time	4'18.578	
Type	YZF-R1	Today's Rank	19 / 24	
		Today's Top Time	2'06.829	165.227 km/h

No	50 (Driver1)	Best Time		km/h
Name		Total Time		Laps
Team	Taira Promote Racing 1	Average Lap Time		
Type	YZF-R1	Today's Rank		
		Today's Top Time	2'06.945	165.076 km/h

No	50 (Driver2)	Best Time		km/h
Name	鈴木 孝志	Total Time		Laps
Team	Taira Promote Racing 1	Average Lap Time		
Type	YZF-R1	Today's Rank		
		Today's Top Time	2'06.945	165.076 km/h

No	50 (Driver3)	Best Time		km/h
Name	Takashi SUZUKI	Total Time		Laps
Team	Taira Promote Racing 1	Average Lap Time		
Type	YZF-R1	Today's Rank		
		Today's Top Time	2'06.945	165.076 km/h

Lap	Passing Time	Lap Time	Sec1	Sec2	Sec3	Sec4	km/h	Driver No
1.	2'47.035			28.786	54.755	27.082	281.538	0
2.	5'09.798	2'22.763 (5)	39.775	24.320	52.653	26.015	289.901	0
3.	7'34.312	2'24.514 (6)	38.520	23.679	52.361	29.954	253.873	0
4.	10'07.510	2'33.198 (7)	39.291	24.089	1'01.943	27.875	174.980	0
5.	12'26.484	2'18.974 (4)	38.883	23.420	51.119	25.552	291.827	0
6.	23'12.799	10'46.315 (8)	42.412	27.261	53.143	25.674	288.000	0
7.	25'28.955	2'16.156 (2)	37.900	23.149	50.165	24.942	288.947	0
8.	27'44.497	B 2'15.542 (1)	37.559	22.918	50.060	25.005	284.272	0
9.	39'17.261	11'32.764 (9)	45.485	23.805	50.933	25.046	288.000	0
10.	41'34.245	2'16.984 (3)	37.881	23.072	50.238	25.793	271.111	0



NGK SPARK PLUGS

SUZUKA 2&4 RACE



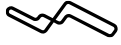
予選・決勝 SAT 決勝 SUN

4/22-23

2023 MFJ全日本ロードレース選手権シリーズ 第2戦

JSB1000 ART走行(無料) A Gr.

2023 / 4 / 21 :



SUZUKA CIRCUIT

個別ラップ表

Weather :Fine

Track :Dry

Full Course 2-Wheels(5,821m)

No	52	Best Time	2'15.693	154.434 km/h
Name	増田 雄基 Yuuki MASUDA	Total Time	40'24.299	8 Laps
Team	GESUNDHEIT Racing	Average Lap Time	2'42.903	
Type	CBR1000RR-R	Today's Rank	20 / 24	
		Today's Top Time	2'06.829	165.227 km/h

No	52 (Driver1)	Best Time		km/h
Name		Total Time		Laps
Team	GESUNDHEIT Racing	Average Lap Time		
Type	CBR1000RR-R	Today's Rank		
		Today's Top Time	2'06.945	165.076 km/h

No	52 (Driver2)	Best Time		km/h
Name	増田 雄基	Total Time		Laps
Team	GESUNDHEIT Racing	Average Lap Time		
Type	CBR1000RR-R	Today's Rank		
		Today's Top Time	2'06.945	165.076 km/h

No	52 (Driver3)	Best Time		km/h
Name	Yuuki MASUDA	Total Time		Laps
Team	GESUNDHEIT Racing	Average Lap Time		
Type	CBR1000RR-R	Today's Rank		
		Today's Top Time	2'06.945	165.076 km/h

Lap	Passing Time	Lap Time	Sec1	Sec2	Sec3	Sec4	km/h	Driver No
1.	21'23.977			23.712	50.710	26.429	286.124	0
2.	23'42.275	2'18.298 (6)	37.773	23.529	50.887	26.109	289.901	0
3.	25'58.420	2'16.145 (4)	37.370	23.268	50.128	25.379	291.827	0
4.	28'14.493	2'16.073 (3)	37.409	23.409	50.342	24.913	294.765	0
5.	33'36.547	5'22.054 (7)	43.000	24.106	51.114	25.577	293.779	0
6.	35'52.801	2'16.254 (5)	37.425	23.500	50.416	24.913	290.861	0
7.	38'08.606	2'15.805 (2)	37.228	23.264	50.281	25.032	292.800	0
8.	40'24.299	B 2'15.693 (1)	37.524	23.429	49.828	24.912	293.779	0



NGK SPARK PLUGS

SUZUKA 2&4 RACE



予選・決勝 SAT 決勝 SUN

4/22-23

2023 MFJ全日本ロードレース選手権シリーズ 第2戦

JSB1000 ART走行(無料) A Gr.

2023 / 4 / 21 :



SUZUKA CIRCUIT

個別ラップ表

Weather :Fine

Full Course 2-Wheels(5,821m)

Track :Dry

No	54	Best Time	2'14.813	155.442 km/h
Name	大石 正彦 Masahiko OOISHI	Total Time	40'03.539	8 Laps
Team	Dr.Dry Racing TMR with ACE CAFÉ	Average Lap Time	5'22.122	
Type	GSX-R1000R	Today's Rank	15 / 24	
		Today's Top Time	2'06.829	165.227 km/h

No	54 (Driver1)	Best Time		km/h
Name	大石 正彦 Masahiko OOISHI	Total Time		Laps
Team	Dr.Dry Racing TMR with ACE CAFÉ	Average Lap Time		
Type	GSX-R1000R	Today's Rank		
		Today's Top Time	2'06.945	165.076 km/h

No	54 (Driver2)	Best Time		km/h
Name	大石 正彦	Total Time		Laps
Team	Dr.Dry Racing TMR with ACE CAFÉ	Average Lap Time		
Type	GSX-R1000R	Today's Rank		
		Today's Top Time	2'06.945	165.076 km/h

No	54 (Driver3)	Best Time		km/h
Name	Masahiko OOISHI	Total Time		Laps
Team	Dr.Dry Racing TMR with ACE CAFÉ	Average Lap Time		
Type	GSX-R1000R	Today's Rank		
		Today's Top Time	2'06.945	165.076 km/h

Lap	Passing Time	Lap Time	Sec1	Sec2	Sec3	Sec4	km/h	Driver No
1.	2'28.685			24.579	51.074	25.634	281.538	0
2.	5'01.112	2'32.427 (4)	37.985	23.460	50.870	40.112	285.195	0
3.	21'21.057	16'19.945 (7)	6'19.903	23.319	50.278	25.055	287.059	0
4.	23'36.248	2'15.191 (2)	36.957	23.051	49.721	25.462	289.901	0
5.	25'51.061	B 2'14.813 (1)	37.114	23.071	49.588	25.040	288.947	0
6.	34'56.354	9'05.293 (6)	44.778	23.645	49.901	24.867	283.355	0
7.	37'12.250	2'15.896 (3)	37.535	23.314	49.858	25.189	283.355	0
8.	40'03.539	2'51.289 (5)	37.644	23.672	1'06.395	43.578	169.575	0



NGK SPARK PLUGS

SUZUKA 2&4 RACE



予選・決勝 SAT 決勝 SUN

4/22-23

2023 MFJ全日本ロードレース選手権シリーズ 第2戦

JSB1000 ART走行(無料) A Gr.

2023 / 4 / 21 :



SUZUKA CIRCUIT

個別ラップ表

Weather :Fine

Track :Dry

Full Course 2-Wheels(5,821m)

No	56	Best Time	2'19.338	150.394 km/h
Name	沖永 博一 Hirokazu OKINAGA	Total Time	41'34.812	10 Laps
Team	YSS Mercury with RS Detour	Average Lap Time	4'13.483	
Type	Ninja ZX-10RR	Today's Rank	23 / 24	
		Today's Top Time	2'06.829	165.227 km/h

No	56 (Driver1)	Best Time		km/h
Name	沖永 博一 Hirokazu OKINAGA	Total Time		Laps
Team	YSS Mercury with RS Detour	Average Lap Time		
Type	Ninja ZX-10RR	Today's Rank		
		Today's Top Time	2'06.945	165.076 km/h

No	56 (Driver2)	Best Time		km/h
Name	沖永 博一	Total Time		Laps
Team	YSS Mercury with RS Detour	Average Lap Time		
Type	Ninja ZX-10RR	Today's Rank		
		Today's Top Time	2'06.945	165.076 km/h

No	56 (Driver3)	Best Time		km/h
Name	Hirokazu OKINAGA	Total Time		Laps
Team	YSS Mercury with RS Detour	Average Lap Time		
Type	Ninja ZX-10RR	Today's Rank		
		Today's Top Time	2'06.945	165.076 km/h

Lap	Passing Time	Lap Time	Sec1	Sec2	Sec3	Sec4	km/h	Driver No
1.	3'33.462			25.539	54.676	26.967	268.624	0
2.	5'59.683	2'26.221 (5)	39.592	25.390	53.947	27.292	267.805	0
3.	8'41.579	Pit 2'41.896 (6)	39.529	25.394	55.357	41.616	267.805	0
4.	21'28.975	12'47.396 (9)	3'44.088	23.930	51.221	30.481	277.098	0
5.	26'56.392	5'27.417 (8)	49.831	27.154	52.741	29.149	278.857	0
6.	29'15.730	B 2'19.338 (1)	38.443	23.612	51.177	26.106	273.645	0
7.	31'40.270	2'24.540 (4)	42.127	24.102	51.701	26.610	272.795	0
8.	34'00.882	2'20.612 (2)	38.367	23.905	51.324	27.016	276.226	0
9.	39'14.083	5'13.201 (7)	39.687	24.310	52.423	26.388	277.098	0
10.	41'34.812	2'20.729 (3)	38.300	23.895	52.034	26.500	266.182	0



NGK SPARK PLUGS

SUZUKA 2&4 RACE



予選・決勝 SAT 決勝 SUN

4/22-23

2023 MFJ全日本ロードレース選手権シリーズ 第2戦

JSB1000 ART走行(無料) A Gr.

2023 / 4 / 21 :

 SUZUKA CIRCUIT
Full Course 2-Wheels(5,821m)

個別ラップ表

Weather :Fine
Track :Dry

No	58	Best Time	2'12.308	158.385 km/h
Name	横山 尚太 Shota YOKOYAMA	Total Time	40'58.443	11 Laps
Team	OGURA CLUTCH ORC with RIDE IN 2	Average Lap Time	3'39.712	
Type	YZF-R1	Today's Rank	9 / 24	
		Today's Top Time	2'06.829	165.227 km/h

No	58 (Driver1)	Best Time		km/h
Name		Total Time		Laps
Team	OGURA CLUTCH ORC with RIDE IN 2	Average Lap Time		
Type	YZF-R1	Today's Rank		
		Today's Top Time	2'06.945	165.076 km/h

No	58 (Driver2)	Best Time		km/h
Name	横山 尚太	Total Time		Laps
Team	OGURA CLUTCH ORC with RIDE IN 2	Average Lap Time		
Type	YZF-R1	Today's Rank		
		Today's Top Time	2'06.945	165.076 km/h

No	58 (Driver3)	Best Time		km/h
Name	Shota YOKOYAMA	Total Time		Laps
Team	OGURA CLUTCH ORC with RIDE IN 2	Average Lap Time		
Type	YZF-R1	Today's Rank		
		Today's Top Time	2'06.945	165.076 km/h

Lap	Passing Time	Lap Time	Sec1	Sec2	Sec3	Sec4	km/h	Driver No
				24.212	50.760	25.497	288.947	0
1.	4'21.322							
2.	7'18.330	2'57.008 (8)	45.775	33.459	1'05.726	32.048	171.898	0
3.	10'03.748	2'45.418 (7)	46.883	28.558	1'03.838	26.139	217.426	0
4.	12'26.020	2'22.272 (5)	43.463	23.206	50.598	25.005	277.098	0
5.	15'17.172	9'00.132 (10)	40.600	23.248	49.876	25.181	291.827	0
6.	18'12.816	2'15.664 (4)	37.085	23.218	49.929	25.432	282.444	0
7.	21'08.460	2'15.152 (3)	36.810	22.944	49.954	25.444	285.195	0
8.	24'04.104	2'22.559 (6)	41.626	25.606	50.618	24.709	288.000	0
9.	27'00.748	2'13.843 (2)	36.752	22.912	49.248	24.931	288.947	0
10.	30'06.392	8'12.765 (9)	38.813	24.242	54.275	24.668	283.355	0
11.	38'46.135	B 2'12.308 (1)	36.529	22.645	48.770	24.364	289.901	0
11.	40'58.443							



NGK SPARK PLUGS

SUZUKA 2&4 RACE



予選・決勝 SAT 決勝 SUN

4/22-23

2023 MFJ全日本ロードレース選手権シリーズ 第2戦

JSB1000 ART走行(無料) A Gr.

2023 / 4 / 21 :



SUZUKA CIRCUIT

個別ラップ表

Weather :Fine

Full Course 2-Wheels(5,821m)

Track :Dry

No	60	Best Time	2'08.937	162.526 km/h
Name	Zaqhwan Zaidi Zaqhwan ZAIDI	Total Time	41'41.782	11 Laps
Team	Honda Asia-Dream Racing with SHOWA1	Average Lap Time	3'49.800	
Type	CBR1000RR-R	Today's Rank	4 / 24	
		Today's Top Time	2'06.829	165.227 km/h

No	60 (Driver1)	Best Time		km/h
Name		Total Time		Laps
Team	Honda Asia-Dream Racing with SHOWA1	Average Lap Time		
Type	CBR1000RR-R	Today's Rank		
		Today's Top Time	2'06.945	165.076 km/h

No	60 (Driver2)	Best Time		km/h
Name	Zaqhwan ZAIDI	Total Time		Laps
Team	Honda Asia-Dream Racing with SHOWA1	Average Lap Time		
Type	CBR1000RR-R	Today's Rank		
		Today's Top Time	2'06.945	165.076 km/h

Lap	Passing Time	Lap Time	Sec1	Sec2	Sec3	Sec4	km/h	Driver No
1.	3'23.780			24.637	51.061	24.950	299.795	0
2.	5'44.016	2'20.236 (7)	36.712	24.478	52.280	26.766	275.361	0
3.	8'21.015	2'36.999 (8)	38.284	24.477	54.212	40.026	266.991	0
		Pit						
4.	21'17.396	12'56.381 (10)	2'59.064	23.215	49.599	23.790	302.897	0
5.	23'26.498	2'09.102 (2)	35.629	22.243	47.498	23.732	307.133	0
6.	25'36.520	2'10.022 (5)	35.741	22.415	48.135	23.731	305.000	0
7.	27'45.457	B 2'08.937 (1)	35.569	22.168	47.541	23.659	303.945	0
8.	35'10.693	7'25.236 (9)	40.897	22.652	48.461	23.981	301.856	0
9.	37'20.129	2'09.436 (3)	35.764	22.207	47.501	23.964	306.063	0
10.	39'32.054	2'11.925 (6)	36.551	22.900	48.592	23.882	306.063	0
11.	41'41.782	2'09.728 (4)	35.849	22.232	47.901	23.746	302.897	0



NGK SPARK PLUGS

SUZUKA 2&4 RACE



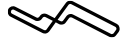
予選・決勝 SAT 決勝 SUN

4/22-23

2023 MFJ全日本ロードレース選手権シリーズ 第2戦

JSB1000 ART走行(無料) A Gr.

2023 / 4 / 21 :



SUZUKA CIRCUIT

個別ラップ表

Weather :Fine

Track :Dry

Full Course 2-Wheels(5,821m)

No	62	Best Time	2'16.888	153.086 km/h
Name	村上 勇人 Yuto MURAKAMI	Total Time	40'02.428	9 Laps
Team	Honda Blue Helmets MSC	Average Lap Time	4'41.351	
Type	CBR1000RR-R	Today's Rank	22 / 24	
		Today's Top Time	2'06.829	165.227 km/h

No	62 (Driver1)	Best Time		km/h
Name		Total Time		Laps
Team	Honda Blue Helmets MSC	Average Lap Time		
Type	CBR1000RR-R	Today's Rank		
		Today's Top Time	2'06.945	165.076 km/h

No	62 (Driver2)	Best Time		km/h
Name	村上 勇人	Total Time		Laps
Team	Honda Blue Helmets MSC	Average Lap Time		
Type	CBR1000RR-R	Today's Rank		
		Today's Top Time	2'06.945	165.076 km/h

No	62 (Driver3)	Best Time		km/h
Name	Yuto MURAKAMI	Total Time		Laps
Team	Honda Blue Helmets MSC	Average Lap Time		
Type	CBR1000RR-R	Today's Rank		
		Today's Top Time	2'06.945	165.076 km/h

Lap	Passing Time	Lap Time	Sec1	Sec2	Sec3	Sec4	km/h	Driver No
1.	2'31.616			24.740	52.148	26.263	294.765	0
2.	5'13.926	Pit						
3.	21'30.577	2'42.310 (6)	38.365	24.170	51.031	48.744	261.429	0
4.	23'49.164	16'16.651 (8)	6'39.751	24.286	51.039	25.938	288.947	0
5.	26'06.653	2'18.587 (5)	38.106	24.036	50.870	25.575	296.757	0
6.	28'23.695	2'17.489 (4)	37.709	23.814	50.622	25.344	294.765	0
7.	35'28.410	2'17.042 (2)	37.688	23.623	50.383	25.348	295.758	0
8.	37'45.540	7'04.715 (7)	38.557	24.603	52.182	25.473	288.000	0
9.	40'02.428	2'17.130 (3)	37.645	23.653	50.622	25.210	293.779	0
		B 2'16.888 (1)	37.799	23.477	50.436	25.176	294.765	0



NGK SPARK PLUGS

SUZUKA 2&4 RACE



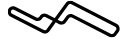
予選・決勝 SAT 決勝 SUN

4/22-23

2023 MFJ全日本ロードレース選手権シリーズ 第2戦

JSB1000 ART走行(無料) A Gr.

2023 / 4 / 21 :



SUZUKA CIRCUIT

個別ラップ表

Weather :Fine

Track :Dry

Full Course 2-Wheels(5,821m)

No	66	Best Time	2'10.323	160.797 km/h
Name	村瀬 健琉 Takeru MURASE	Total Time	42'05.885	9 Laps
Team	Hamamatsu Team TITAN with TKR	Average Lap Time	4'58.638	
Type	GSX-R1000R	Today's Rank	5 / 24	
		Today's Top Time	2'06.829	165.227 km/h

No	66 (Driver1)	Best Time		km/h
Name		Total Time		Laps
Team	Hamamatsu Team TITAN with TKR	Average Lap Time		
Type	GSX-R1000R	Today's Rank		
		Today's Top Time	2'06.945	165.076 km/h

No	66 (Driver2)	Best Time		km/h
Name	村瀬 健琉	Total Time		Laps
Team	Hamamatsu Team TITAN with TKR	Average Lap Time		
Type	GSX-R1000R	Today's Rank		
		Today's Top Time	2'06.945	165.076 km/h

No	66 (Driver3)	Best Time		km/h
Name	Takeru MURASE	Total Time		Laps
Team	Hamamatsu Team TITAN with TKR	Average Lap Time		
Type	GSX-R1000R	Today's Rank		
		Today's Top Time	2'06.945	165.076 km/h

Lap	Passing Time	Lap Time	Sec1	Sec2	Sec3	Sec4	km/h	Driver No
				23.097	48.966	24.346	286.124	0
1.	2'16.776	B 2'10.323 (1)	35.854	21.896	48.044	24.529	290.861	0
2.	4'27.099	17'06.864 (8)	41.639	23.070	55.868	32.788	260.653	0
3.	21'33.963	2'12.186 (5)	35.976	22.882	48.888	24.440	287.059	0
4.	23'46.149	2'10.867 (3)	35.850	22.044	48.346	24.627	291.827	0
5.	25'57.016	2'13.289 (6)	36.467	23.536	49.077	24.209	288.000	0
6.	28'10.305	2'10.959 (4)	36.179	22.321	48.240	24.219	287.059	0
7.	30'21.264	2'10.451 (2)	35.686	22.316	48.341	24.108	287.059	0
8.	32'31.715	9'34.170 (7)	42.117	23.882	50.383	24.879	283.355	0
9.	42'05.885							



NGK SPARK PLUGS

SUZUKA 2&4 RACE



予選・決勝 SAT 決勝 SUN

4/22-23

2023 MFJ全日本ロードレース選手権シリーズ 第2戦

JSB1000 ART走行(無料) A Gr.

2023 / 4 / 21 :



SUZUKA CIRCUIT

個別ラップ表

Weather :Fine

Track :Dry

Full Course 2-Wheels(5,821m)

No	68	Best Time	2'13.332	157.169 km/h
Name	加藤 高史 Takafumi KATO	Total Time	35'18.451	9 Laps
Team	Honda soyukai Tochigi Racing #112	Average Lap Time	4'07.028	
Type	CBR1000RR-R	Today's Rank	11 / 24	
		Today's Top Time	2'06.829	165.227 km/h
No	68 (Driver1)	Best Time		km/h
Name		Total Time		Laps
Team	Honda soyukai Tochigi Racing #112	Average Lap Time		
Type	CBR1000RR-R	Today's Rank		
		Today's Top Time	2'06.945	165.076 km/h
No	68 (Driver2)	Best Time		km/h
Name	加藤 高史	Total Time		Laps
Team	Honda soyukai Tochigi Racing #112	Average Lap Time		
Type	CBR1000RR-R	Today's Rank		
		Today's Top Time	2'06.945	165.076 km/h
No	68 (Driver3)	Best Time		km/h
Name	Takafumi KATO	Total Time		Laps
Team	Honda soyukai Tochigi Racing #112	Average Lap Time		
Type	CBR1000RR-R	Today's Rank		
		Today's Top Time	2'06.945	165.076 km/h

Lap	Passing Time	Lap Time	Sec1	Sec2	Sec3	Sec4	km/h	Driver No
1.	2'22.223			23.863	50.607	26.038	273.645	0
2.	5'00.001	2'37.778 (7)	37.325	23.108	51.389	45.956	203.805	0
3.	21'54.920	16'54.919 (8)	6'52.723	23.329	49.806	24.816	288.947	0
4.	24'09.211	2'14.291 (5)	37.145	23.140	49.109	24.897	283.355	0
5.	26'22.698	2'13.487 (3)	36.791	22.705	49.265	24.726	289.901	0
6.	28'36.030	B 2'13.332 (1)	36.787	22.965	49.153	24.427	289.901	0
7.	30'49.470	2'13.440 (2)	36.789	22.793	49.240	24.618	288.000	0
8.	33'03.121	2'13.651 (4)	36.742	23.002	49.252	24.655	290.861	0
9.	35'18.451	2'15.330 (6)	37.170	23.154	49.752	25.254	287.059	0



NGK SPARK PLUGS

SUZUKA 2&4 RACE



予選・決勝 SAT 決勝 SUN

4/22-23

2023 MFJ全日本ロードレース選手権シリーズ 第2戦

JSB1000 ART走行(無料) A Gr.

2023 / 4 / 21 :



SUZUKA CIRCUIT

個別ラップ表

Weather :Fine

Full Course 2-Wheels(5,821m)

Track :Dry

No	72	Best Time	2'12.991	157.572 km/h
Name	澤村 元章 Motoaki SAWAMURA	Total Time	39'33.907	7 Laps
Team	IRF with AZURLANE 3	Average Lap Time	6'06.262	
Type	YZF-R1	Today's Rank	10 / 24	
		Today's Top Time	2'06.829	165.227 km/h

No	72 (Driver1)	Best Time		km/h
Name		Total Time		Laps
Team	IRF with AZURLANE 3	Average Lap Time		
Type	YZF-R1	Today's Rank		
		Today's Top Time	2'06.945	165.076 km/h

No	72 (Driver2)	Best Time		km/h
Name	澤村 元章	Total Time		Laps
Team	IRF with AZURLANE 3	Average Lap Time		
Type	YZF-R1	Today's Rank		
		Today's Top Time	2'06.945	165.076 km/h

No	72 (Driver3)	Best Time		km/h
Name	Motoaki SAWAMURA	Total Time		Laps
Team	IRF with AZURLANE 3	Average Lap Time		
Type	YZF-R1	Today's Rank		
		Today's Top Time	2'06.945	165.076 km/h

Lap	Passing Time	Lap Time	Sec1	Sec2	Sec3	Sec4	km/h	Driver No
				25.156	50.908	28.678	288.947	0
1.	2'56.332							
		20'46.645 (6)	36.999	32.731	54.827	24.891	286.124	0
2.	23'42.977							
		2'13.577 (3)	36.914	23.119	48.586	24.958	294.765	0
3.	25'56.554							
		B 2'12.991 (1)	36.772	23.008	48.767	24.444	289.901	0
4.	28'09.545							
		2'13.238 (2)	36.859	22.982	48.837	24.560	290.861	0
5.	30'22.783							
		6'56.472 (5)	42.056	24.015	49.968	24.701	289.901	0
6.	37'19.255							
		2'14.652 (4)	36.959	23.634	49.245	24.814	290.861	0
7.	39'33.907							



NGK SPARK PLUGS

SUZUKA 2&4 RACE



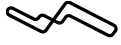
予選・決勝 SAT 決勝 SUN

4/22-23

2023 MFJ全日本ロードレース選手権シリーズ 第2戦

JSB1000 ART走行(無料) A Gr.

2023 / 4 / 21 :



SUZUKA CIRCUIT

個別ラップ表

Weather :Fine

Track :Dry

Full Course 2-Wheels(5,821m)

No	74	Best Time	2'11.067	159.885 km/h
Name	山中 将基 Masaki YAMANAKA	Total Time	38'49.842	10 Laps
Team	BIZENSEIKIKirimotoTechnoWorks1	Average Lap Time	4'00.300	
Type	Ninja ZX-10R	Today's Rank	7 / 24	
		Today's Top Time	2'06.829	165.227 km/h

No	74 (Driver1)	Best Time		km/h
Name	山中 将基 Masaki YAMANAKA	Total Time		Laps
Team	BIZENSEIKIKirimotoTechnoWorks1	Average Lap Time		
Type	Ninja ZX-10R	Today's Rank		
		Today's Top Time	2'06.945	165.076 km/h

No	74 (Driver2)	Best Time		km/h
Name	山中 将基	Total Time		Laps
Team	BIZENSEIKIKirimotoTechnoWorks1	Average Lap Time		
Type	Ninja ZX-10R	Today's Rank		
		Today's Top Time	2'06.945	165.076 km/h

No	74 (Driver3)	Best Time		km/h
Name	Masaki YAMANAKA	Total Time		Laps
Team	BIZENSEIKIKirimotoTechnoWorks1	Average Lap Time		
Type	Ninja ZX-10R	Today's Rank		
		Today's Top Time	2'06.945	165.076 km/h

Lap	Passing Time	Lap Time	Sec1	Sec2	Sec3	Sec4	km/h	Driver No
1.	2'47.137			24.353	50.867	24.976	286.124	0
2.	5'06.304	2'19.167 (6)	36.365	22.879	53.092	26.831	261.429	0
3.	7'47.932	Pit	40.092	25.217	52.076	44.243	266.182	0
4.	21'57.242	14'09.310 (9)	3'33.451	23.224	48.630	24.157	288.000	0
5.	24'08.309	B 2'11.067 (1)	35.978	22.410	48.497	24.182	291.827	0
6.	26'20.006	2'11.697 (4)	36.470	22.584	48.396	24.247	286.124	0
7.	32'14.563	5'54.557 (8)	37.674	25.070	49.635	24.225	286.124	0
8.	34'26.787	2'12.224 (5)	36.486	22.773	48.672	24.293	286.124	0
9.	36'38.292	2'11.505 (2)	36.334	22.553	48.543	24.075	286.124	0
10.	38'49.842	2'11.550 (3)	36.345	22.492	48.498	24.215	286.124	0



NGK SPARK PLUGS

SUZUKA 2&4 RACE



予選・決勝 SAT 決勝 SUN

4/22-23

2023 MFJ全日本ロードレース選手権シリーズ 第2戦

JSB1000 ART走行(無料) A Gr.

2023 / 4 / 21 :

 SUZUKA CIRCUIT
Full Course 2-Wheels(5,821m)

個別ラップ表

Weather :Fine
Track :Dry

No	76	Best Time	2'14.268	156.073 km/h
Name	川名 拳豊 Kento KAWANA	Total Time	41'48.082	13 Laps
Team	IRF with AZURLANE 2	Average Lap Time	3'16.366	
Type	YZF-R1	Today's Rank	14 / 24	
		Today's Top Time	2'06.829	165.227 km/h

No	76 (Driver1)	Best Time		km/h
Name		Total Time		Laps
Team	IRF with AZURLANE 2	Average Lap Time		
Type	YZF-R1	Today's Rank		
		Today's Top Time	2'06.945	165.076 km/h

No	76 (Driver2)	Best Time		km/h
Name	川名 拳豊	Total Time		Laps
Team	IRF with AZURLANE 2	Average Lap Time		
Type	YZF-R1	Today's Rank		
		Today's Top Time	2'06.945	165.076 km/h

No	76 (Driver3)	Best Time		km/h
Name	Kento KAWANA	Total Time		Laps
Team	IRF with AZURLANE 2	Average Lap Time		
Type	YZF-R1	Today's Rank		
		Today's Top Time	2'06.945	165.076 km/h

Lap	Passing Time	Lap Time	Sec1	Sec2	Sec3	Sec4	km/h	Driver No
				24.728	51.173	25.745	288.947	0
1.	2'31.690							
		2'21.872 (8)	38.470	24.071	52.862	26.469	272.795	0
2.	4'53.562							
		2'25.951 (9)	37.935	23.856	53.026	31.134	172.574	0
3.	7'19.513							
		2'45.665 (10)	46.698	28.192	1'04.013	26.762	198.284	0
4.	10'05.178							
		2'16.336 (5)	37.758	23.351	50.172	25.055	287.059	0
5.	12'21.514							
		9'29.742 (12)	39.745	23.777	50.573	25.164	288.947	0
6.	21'51.256							
		2'16.798 (7)	37.601	23.493	50.807	24.897	288.000	0
7.	24'08.054							
		2'15.083 (4)	37.278	23.082	49.573	25.150	280.639	0
8.	26'23.137							
		2'15.024 (3)	37.312	23.033	49.767	24.912	287.059	0
9.	28'38.161							
		2'14.636 (2)	36.966	23.121	49.484	25.065	287.059	0
10.	30'52.797							
		B 2'14.268 (1)	36.977	22.879	49.504	24.908	288.000	0
11.	33'07.065							
		6'24.621 (11)	38.681	23.791	50.436	25.595	287.059	0
12.	39'31.686							
		2'16.396 (6)	37.453	23.480	50.226	25.237	287.059	0
13.	41'48.082							



NGK SPARK PLUGS

SUZUKA 2&4 RACE



予選・決勝 SAT 決勝 SUN

4/22-23

2023 MFJ全日本ロードレース選手権シリーズ 第2戦

JSB1000 ART走行(無料) A Gr.

2023 / 4 / 21 :



SUZUKA CIRCUIT

個別ラップ表

Weather :Fine

Track :Dry

Full Course 2-Wheels(5,821m)

No	78	Best Time	2'15.096	155.116 km/h
Name	宮腰 武 Takeshi MIYAKOSHI	Total Time	40'52.673	8 Laps
Team	IRF with AZURLANE1	Average Lap Time	5'22.834	
Type	YZF-R1	Today's Rank	16 / 24	
		Today's Top Time	2'06.829	165.227 km/h

No	78 (Driver1)	Best Time		km/h
Name		Total Time		Laps
Team	IRF with AZURLANE1	Average Lap Time		
Type	YZF-R1	Today's Rank		
		Today's Top Time	2'06.945	165.076 km/h

No	78 (Driver2)	Best Time		km/h
Name	宮腰 武	Total Time		Laps
Team	IRF with AZURLANE1	Average Lap Time		
Type	YZF-R1	Today's Rank		
		Today's Top Time	2'06.945	165.076 km/h

No	78 (Driver3)	Best Time		km/h
Name	Takeshi MIYAKOSHI	Total Time		Laps
Team	IRF with AZURLANE1	Average Lap Time		
Type	YZF-R1	Today's Rank		
		Today's Top Time	2'06.945	165.076 km/h

Lap	Passing Time	Lap Time	Sec1	Sec2	Sec3	Sec4	km/h	Driver No
1.	3'12.835			25.718	53.801	26.650	280.639	0
2.	5'52.688	2'39.853 (5)	38.243	25.014	52.802	43.794	246.742	0
3.	22'11.266	16'18.578 (7)	5'33.270	24.606	51.756	25.532	283.355	0
4.	24'29.121	2'17.855 (4)	37.712	23.972	50.665	25.506	287.059	0
5.	34'05.548	2'17.855 (4)	37.712	23.972	50.665	25.506	287.059	0
6.	36'21.816	9'36.427 (6)	37.938	24.627	52.251	26.040	283.355	0
7.	38'37.577	2'16.268 (3)	37.647	23.570	50.032	25.019	287.059	0
8.	40'52.673	2'15.761 (2)	37.515	23.321	49.788	25.137	287.059	0
		B 2'15.096 (1)	37.087	23.339	49.914	24.756	288.000	0



NGK SPARK PLUGS

SUZUKA 2&4 RACE




予選・決勝 SAT 決勝 SUN

4/22-23

2023 MFJ全日本ロードレース選手権シリーズ 第2戦

JSB1000 ART走行(無料) A Gr.

2023 / 4 / 21 :



SUZUKA CIRCUIT

個別ラップ表

Weather :Fine

Full Course 2-Wheels(5,821m)

Track :Dry

No	80	Best Time	2'14.162	156.196 km/h
Name	吉田 光弘 Mitsuhiro YOSHIDA	Total Time	40'28.075	10 Laps
Team	Honda Ryokuyokai Kumamoto Racing	Average Lap Time	4'13.206	
Type	CBR1000RR-R	Today's Rank	13 / 24	
		Today's Top Time	2'06.829	165.227 km/h

No	80 (Driver1)	Best Time		km/h
Name		Total Time		Laps
Team	Honda Ryokuyokai Kumamoto Racing	Average Lap Time		
Type	CBR1000RR-R	Today's Rank		
		Today's Top Time	2'06.945	165.076 km/h

No	80 (Driver2)	Best Time		km/h
Name	吉田 光弘	Total Time		Laps
Team	Honda Ryokuyokai Kumamoto Racing	Average Lap Time		
Type	CBR1000RR-R	Today's Rank		
		Today's Top Time	2'06.945	165.076 km/h

No	80 (Driver3)	Best Time		km/h
Name	Mitsuhiro YOSHIDA	Total Time		Laps
Team	Honda Ryokuyokai Kumamoto Racing	Average Lap Time		
Type	CBR1000RR-R	Today's Rank		
		Today's Top Time	2'06.945	165.076 km/h

Lap	Passing Time	Lap Time	Sec1	Sec2	Sec3	Sec4	km/h	Driver No
1.	2'29.219			24.437	50.971	25.844	284.272	0
2.	5'07.909	Pit						
3.	21'25.766	2'38.690 (7)	37.767	23.458	52.467	44.998	271.111	0
4.	23'41.125	16'17.857 (9)	6'25.956	23.840	50.250	25.605	296.757	0
5.	25'56.288	2'15.359 (4)	37.240	23.157	49.921	25.041	298.776	0
6.	28'11.759	2'15.163 (3)	37.020	23.310	49.706	25.127	293.779	0
7.	30'25.996	2'15.471 (5)	36.951	23.608	49.595	25.317	282.444	0
8.	35'56.703	2'14.237 (2)	36.995	23.067	49.243	24.932	297.763	0
9.	38'10.865	5'30.707 (8)	39.946	23.691	49.901	25.057	299.795	0
10.	40'28.075	B 2'14.162 (1)	37.051	23.107	49.111	24.893	299.795	0
		2'17.210 (6)	38.041	23.913	50.213	25.043	297.763	0