



NGK SPARK PLUGS

SUZUKA 2&4 RACE



予選・決勝 SAT 決勝 SUN

4/22-23

2023 MFJ全日本ロードレース選手権シリーズ 第2戦

JSB1000 ART走行(無料) B Gr.

2023 / 4 / 21 :

SUZUKA CIRCUIT
Full Course 2-Wheels(5,821m)

個別ラップ表

Weather :Fine
Track :Dry

No	3	Best Time	2'07.035	164.959 km/h
Name	岡本 裕生 Yuki OKAMOTO	Total Time	40'57.735	16 Laps
Team	YAMAHA FACTORY RACING TEAM 2	Average Lap Time	2'34.520	
Type	YZF-R1	Today's Rank	2 / 13	
		Today's Top Time	2'06.944	165.078 km/h

No	3 (Driver1)	Best Time		km/h
Name	岡本 裕生 Yuki OKAMOTO	Total Time		Laps
Team	YAMAHA FACTORY RACING TEAM 2	Average Lap Time		
Type	YZF-R1	Today's Rank		
		Today's Top Time	2'09.264	162.115 km/h

No	3 (Driver2)	Best Time		km/h
Name	岡本 裕生	Total Time		Laps
Team	YAMAHA FACTORY RACING TEAM 2	Average Lap Time		
Type	YZF-R1	Today's Rank		
		Today's Top Time	2'09.264	162.115 km/h

No	3 (Driver3)	Best Time		km/h
Name	Yuki OKAMOTO	Total Time		Laps
Team	YAMAHA FACTORY RACING TEAM 2	Average Lap Time		
Type	YZF-R1	Today's Rank		
		Today's Top Time	2'09.264	162.115 km/h

Lap	Passing Time	Lap Time	Sec1	Sec2	Sec3	Sec4	km/h	Driver No
1.	2'19.922			23.274	49.173	24.274	297.763	0
2.	4'42.688	Pit						
3.	13'13.973	2'22.766 (14)	35.340	21.914	48.030	37.482	290.861	0
4.	15'21.058	8'31.285 (15)	6'57.240	22.352	47.728	23.965	298.776	0
5.	17'31.561	2'07.085 (2)	35.015	21.585	47.050	23.435	303.945	0
6.	19'38.933	2'10.503 (13)	36.004	22.330	48.367	23.802	300.822	0
7.	21'45.968	2'07.372 (3)	34.994	21.736	47.139	23.503	302.897	0
8.	23'53.524	B 2'07.035 (1)	34.933	21.662	46.977	23.463	300.822	0
9.	26'01.281	2'07.556 (5)	35.250	21.688	47.107	23.511	301.856	0
10.	28'09.815	2'07.757 (9)	35.012	21.955	47.318	23.472	302.897	0
11.	30'17.565	2'08.534 (11)	35.112	21.887	47.825	23.710	301.856	0
12.	32'25.860	2'07.750 (8)	34.964	21.814	47.275	23.697	303.945	0
13.	34'33.568	2'08.295 (10)	35.418	21.965	47.306	23.606	301.856	0
14.	36'42.536	2'07.708 (7)	34.917	21.799	47.289	23.703	291.827	0
15.	38'50.049	2'08.968 (12)	35.115	22.514	47.621	23.718	303.945	0
16.	40'57.735	2'07.513 (4)	34.862	21.817	47.245	23.589	303.945	0
		2'07.686 (6)	35.034	21.839	47.186	23.627	303.945	0



NGK SPARK PLUGS

SUZUKA 2&4 RACE



予選・決勝 SAT 決勝 SUN

4/22・23

2023 MFJ全日本ロードレース選手権シリーズ 第2戦

JSB1000 ART走行(無料) B Gr.

2023 / 4 / 21 :



SUZUKA CIRCUIT

個別ラップ表

Weather :Fine

Track :Dry

Full Course 2-Wheels(5,821m)

No	5	Best Time	2'06.944	165.078 km/h
Name	亀井 雄大 Yudai KAMEI	Total Time	41'17.739	12 Laps
Team	YOSHIMURA SUZUKI RIDEWIN	Average Lap Time	3'32.723	
Type	GSX-R1000R	Today's Rank	1 / 13	
		Today's Top Time	2'06.944	165.078 km/h
No	5 (Driver1)	Best Time		km/h
Name	亀井 雄大 Yudai KAMEI	Total Time		Laps
Team	YOSHIMURA SUZUKI RIDEWIN	Average Lap Time		
Type	GSX-R1000R	Today's Rank		
		Today's Top Time	2'09.264	162.115 km/h
No	5 (Driver2)	Best Time		km/h
Name	亀井 雄大	Total Time		Laps
Team	YOSHIMURA SUZUKI RIDEWIN	Average Lap Time		
Type	GSX-R1000R	Today's Rank		
		Today's Top Time	2'09.264	162.115 km/h
No	5 (Driver3)	Best Time		km/h
Name	Yudai KAMEI	Total Time		Laps
Team	YOSHIMURA SUZUKI RIDEWIN	Average Lap Time		
Type	GSX-R1000R	Today's Rank		
		Today's Top Time	2'09.264	162.115 km/h

Lap	Passing Time	Lap Time	Sec1	Sec2	Sec3	Sec4	km/h	Driver No
1.	2'17.786			23.257	49.237	25.876	300.822	0
2.	4'39.275	Pit						
		2'21.489 (8)	36.030	22.036	48.013	35.410	287.059	0
3.	13'36.650	8'57.375 (11)	7'22.064	22.764	48.570	23.977	300.822	0
4.	15'47.256	2'10.606 (6)	36.309	22.149	48.372	23.776	300.822	0
5.	17'55.814	2'08.558 (5)	35.463	22.002	47.403	23.690	301.856	0
6.	24'54.929	6'59.115 (10)	39.791	23.406	49.196	23.621	299.795	0
7.	27'01.997	2'07.068 (2)	35.174	21.483	47.059	23.352	301.856	0
8.	29'08.941	B 2'06.944 (1)	35.074	21.489	46.930	23.451	302.897	0
9.	34'51.137	5'42.196 (9)	36.994	22.466	47.909	24.112	299.795	0
10.	37'01.877	2'10.740 (7)	35.623	22.730	48.277	24.110	300.822	0
11.	39'09.425	2'07.548 (3)	35.117	21.653	47.290	23.488	302.897	0
12.	41'17.739	2'08.314 (4)	35.123	21.644	46.825	24.722	306.063	0



NGK SPARK PLUGS

SUZUKA 2&4 RACE



予選・決勝 SAT 決勝 SUN

4/22-23

2023 MFJ全日本ロードレース選手権シリーズ 第2戦

JSB1000 ART走行(無料) B Gr.

2023 / 4 / 21 :

SUZUKA CIRCUIT
Full Course 2-Wheels(5,821m)

個別ラップ表

Weather :Fine
Track :Dry

No	9	Best Time	2'09.264	162.115 km/h
Name	関口 太郎 Taro SEKIGUCHI	Total Time	40'43.236	14 Laps
Team	SANMEI Team TARO PLUSONE	Average Lap Time	2'56.779	
Type	M1000RR	Today's Rank	4 / 13	
		Today's Top Time	2'06.944	165.078 km/h
No	9 (Driver1)	Best Time	2'09.264	162.115 km/h
Name	関口 太郎 Taro SEKIGUCHI	Total Time	40'43.236	14 Laps
Team	SANMEI Team TARO PLUSONE	Average Lap Time	2'56.779	
Type	M1000RR	Today's Rank	1 / 2	
		Today's Top Time	2'09.264	162.115 km/h
No	9 (Driver2)	Best Time		km/h
Name	関口 太郎	Total Time		Laps
Team	SANMEI Team TARO PLUSONE	Average Lap Time		
Type	M1000RR	Today's Rank		
		Today's Top Time	2'09.264	162.115 km/h
No	9 (Driver3)	Best Time		km/h
Name	Taro SEKIGUCHI	Total Time		Laps
Team	SANMEI Team TARO PLUSONE	Average Lap Time		
Type	M1000RR	Today's Rank		
		Today's Top Time	2'09.264	162.115 km/h

Lap	Passing Time	Lap Time	Sec1	Sec2	Sec3	Sec4	km/h	Driver No
1.	2'25.097			24.586	51.027	25.286	290.861	1
2.	4'49.951	Pit						
		2'24.854 (11)	37.012	23.186	49.651	35.005	283.355	1
3.	13'53.206	9'03.255 (13)	7'25.335	24.078	49.441	24.401	290.861	1
4.	16'04.894	2'11.688 (9)	36.149	22.606	48.365	24.568	285.195	1
5.	18'16.808	2'11.914 (10)	36.042	22.129	49.454	24.289	290.861	1
6.	20'26.749	2'09.941 (6)	35.719	21.986	47.963	24.273	294.765	1
7.	22'36.878	2'10.129 (7)	36.527	21.937	47.694	23.971	291.827	1
8.	24'46.751	2'09.873 (5)	36.042	22.083	47.898	23.850	288.947	1
9.	26'56.015	B 2'09.264 (1)	35.565	22.002	47.744	23.953	290.861	1
10.	29'05.492	2'09.477 (3)	35.695	22.113	47.731	23.938	292.800	1
11.	31'14.920	2'09.428 (2)	35.477	22.051	48.042	23.858	291.827	1
12.	36'22.799	5'07.879 (12)	36.874	24.529	50.435	24.052	289.901	1
13.	38'33.447	2'10.648 (8)	35.691	22.119	48.872	23.966	292.800	1
14.	40'43.236	2'09.789 (4)	35.683	22.120	47.918	24.068	293.779	1



NGK SPARK PLUGS

SUZUKA 2&4 RACE



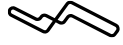
予選・決勝 SAT 決勝 SUN

4/22-23

2023 MFJ全日本ロードレース選手権シリーズ 第2戦

JSB1000 ART走行(無料) B Gr.

2023 / 4 / 21 :



SUZUKA CIRCUIT

個別ラップ表

Weather :Fine

Track :Dry

Full Course 2-Wheels(5,821m)

No	11	Best Time	2'10.776	160.240 km/h
Name	柳川 明 Akira YANAGAWA	Total Time	41'26.695	7 Laps
Team	KRP SANYOUKOUGYO RSITOH	Average Lap Time	6'26.128	
Type	Ninja ZX-10R	Today's Rank	7 / 13	
		Today's Top Time	2'06.944	165.078 km/h
No	11 (Driver1)	Best Time		km/h
Name	柳川 明 Akira YANAGAWA	Total Time		Laps
Team	KRP SANYOUKOUGYO RSITOH	Average Lap Time		
Type	Ninja ZX-10R	Today's Rank		
		Today's Top Time	2'09.264	162.115 km/h
No	11 (Driver2)	Best Time		km/h
Name	柳川 明	Total Time		Laps
Team	KRP SANYOUKOUGYO RSITOH	Average Lap Time		
Type	Ninja ZX-10R	Today's Rank		
		Today's Top Time	2'09.264	162.115 km/h
No	11 (Driver3)	Best Time		km/h
Name	Akira YANAGAWA	Total Time		Laps
Team	KRP SANYOUKOUGYO RSITOH	Average Lap Time		
Type	Ninja ZX-10R	Today's Rank		
		Today's Top Time	2'09.264	162.115 km/h

Lap	Passing Time	Lap Time	Sec1	Sec2	Sec3	Sec4	km/h	Driver No
1.	2'49.922	Pit		24.284	1'00.410	39.345	287.059	0
2.	14'12.266	11'22.344 (6)	9'35.189	29.412	52.060	25.683	296.757	0
3.	25'28.510	11'16.244 (5)	37.248	23.224	49.094	24.736	294.765	0
4.	27'39.977	2'11.467 (3)	35.890	22.553	48.790	24.234	293.779	0
5.	29'50.753	B 2'10.776 (1)	35.908	22.451	48.216	24.201	294.765	0
6.	39'15.667	9'24.914 (4)	39.093	22.817	48.659	24.302	293.779	0
7.	41'26.695	2'11.028 (2)	35.894	22.505	48.101	24.528	296.757	0



NGK SPARK PLUGS

SUZUKA 2&4 RACE



予選・決勝 SAT 決勝 SUN

4/22-23

2023 MFJ全日本ロードレース選手権シリーズ 第2戦

JSB1000 ART走行(無料) B Gr.

2023 / 4 / 21 :



SUZUKA CIRCUIT

個別ラップ表

Weather :Fine

Track :Dry

Full Course 2-Wheels(5,821m)

No	13	Best Time	2'10.782	160.233 km/h
Name	津田 一磨 Kazuma TSUDA	Total Time	38'39.505	11 Laps
Team	Team BabyFace	Average Lap Time	3'37.821	
Type	YZF-R1	Today's Rank	8 / 13	
		Today's Top Time	2'06.944	165.078 km/h

No	13 (Driver1)	Best Time		km/h
Name	津田 一磨 Kazuma TSUDA	Total Time		Laps
Team	Team BabyFace	Average Lap Time		
Type	YZF-R1	Today's Rank		
		Today's Top Time	2'09.264	162.115 km/h

No	13 (Driver2)	Best Time		km/h
Name	津田 一磨	Total Time		Laps
Team	Team BabyFace	Average Lap Time		
Type	YZF-R1	Today's Rank		
		Today's Top Time	2'09.264	162.115 km/h

No	13 (Driver3)	Best Time		km/h
Name	Kazuma TSUDA	Total Time		Laps
Team	Team BabyFace	Average Lap Time		
Type	YZF-R1	Today's Rank		
		Today's Top Time	2'09.264	162.115 km/h

Lap	Passing Time	Lap Time	Sec1	Sec2	Sec3	Sec4	km/h	Driver No
				23.965	50.871	25.445	281.538	0
1.	2'21.288							
		2'16.668 (6)	37.263	23.742	50.359	25.304	284.272	0
2.	4'37.956							
		9'02.091 (10)	41.862	24.191	51.346	25.089	290.861	0
3.	13'40.047							
		2'37.808 (7)	37.308	23.176	56.655	40.669	234.240	0
4.	16'17.855	Pit						
		3'46.446 (8)	2'07.766	23.731	50.229	24.720	289.901	0
5.	20'04.301							
		2'14.833 (4)	36.403	22.855	51.322	24.253	290.861	0
6.	22'19.134							
		2'11.929 (3)	36.190	22.607	49.029	24.103	288.000	0
7.	24'31.063							
		7'30.789 (9)	43.769	24.119	50.911	25.165	288.000	0
8.	32'01.852							
		2'15.736 (5)	40.102	22.725	48.587	24.322	290.861	0
9.	34'17.588							
		2'11.135 (2)	35.943	22.376	48.451	24.365	291.827	0
10.	36'28.723							
		B 2'10.782 (1)	35.907	22.449	48.456	23.970	290.861	0
11.	38'39.505							



NGK SPARK PLUGS

SUZUKA 2&4 RACE



予選・決勝 SAT 決勝 SUN

4/22-23

2023 MFJ全日本ロードレース選手権シリーズ 第2戦

JSB1000 ART走行(無料) B Gr.

2023 / 4 / 21 :



SUZUKA CIRCUIT

個別ラップ表

Weather :Fine

Track :Dry

Full Course 2-Wheels(5,821m)

No	17	Best Time	2'10.095	161.079 km/h
Name	児玉 勇太 Yuta KODAMA	Total Time	41'07.379	14 Laps
Team	Team Kodama	Average Lap Time	2'58.906	
Type	YZF-R1	Today's Rank	5 / 13	
		Today's Top Time	2'06.944	165.078 km/h

No	17 (Driver1)	Best Time		km/h
Name	児玉 勇太 Yuta KODAMA	Total Time		Laps
Team	Team Kodama	Average Lap Time		
Type	YZF-R1	Today's Rank		
		Today's Top Time	2'09.264	162.115 km/h

No	17 (Driver2)	Best Time		km/h
Name	児玉 勇太	Total Time		Laps
Team	Team Kodama	Average Lap Time		
Type	YZF-R1	Today's Rank		
		Today's Top Time	2'09.264	162.115 km/h

No	17 (Driver3)	Best Time		km/h
Name	Yuta KODAMA	Total Time		Laps
Team	Team Kodama	Average Lap Time		
Type	YZF-R1	Today's Rank		
		Today's Top Time	2'09.264	162.115 km/h

Lap	Passing Time	Lap Time	Sec1	Sec2	Sec3	Sec4	km/h	Driver No
				23.879	50.131	25.202	278.857	0
1.	2'21.589							
		2'14.849 (11)	37.027	23.209	49.391	25.222	284.272	0
2.	4'36.438							
		8'44.729 (13)	40.983	23.227	49.090	24.321	293.779	0
3.	13'21.167							
		2'11.047 (5)	36.236	22.370	48.240	24.201	289.901	0
4.	15'32.214							
		2'11.084 (6)	36.144	22.661	48.204	24.075	287.059	0
5.	17'43.298							
		2'11.867 (8)	36.257	22.695	48.401	24.514	290.861	0
6.	19'55.165							
		2'12.533 (10)	37.003	23.054	48.310	24.166	289.901	0
7.	22'07.698							
		2'10.120 (2)	35.784	22.306	47.992	24.038	293.779	0
8.	24'17.818							
		2'10.621 (3)	35.915	22.453	48.125	24.128	291.827	0
9.	26'28.439							
		2'11.806 (7)	36.263	22.640	48.831	24.072	293.779	0
10.	28'40.245							
		5'54.068 (12)	39.619	23.087	49.188	24.366	283.355	0
11.	34'34.313							
		2'10.769 (4)	35.654	22.317	48.570	24.228	296.757	0
12.	36'45.082							
		B 2'10.095 (1)	35.586	22.286	48.067	24.156	294.765	0
13.	38'55.177							
		2'12.202 (9)	36.214	22.707	48.723	24.558	291.827	0
14.	41'07.379							



NGK SPARK PLUGS

SUZUKA 2&4 RACE



予選・決勝 SAT 決勝 SUN

4/22-23

2023 MFJ全日本ロードレース選手権シリーズ 第2戦

JSB1000 ART走行(無料) B Gr.

2023 / 4 / 21 :



SUZUKA CIRCUIT

個別ラップ表

Weather :Fine

Full Course 2-Wheels(5,821m)

Track :Dry

No	19	Best Time	2'08.739	162.776 km/h
Name	國峰 啄磨 Takuma KUNIMINE	Total Time	41'13.117	9 Laps
Team	TOHO Racing	Average Lap Time	3'29.196	
Type	CBR1000RR-R	Today's Rank	3 / 13	
		Today's Top Time	2'06.944	165.078 km/h

No	19 (Driver1)	Best Time		km/h
Name		Total Time		Laps
Team	TOHO Racing	Average Lap Time		
Type	CBR1000RR-R	Today's Rank		
		Today's Top Time	2'09.264	162.115 km/h

No	19 (Driver2)	Best Time		km/h
Name	國峰 啄磨	Total Time		Laps
Team	TOHO Racing	Average Lap Time		
Type	CBR1000RR-R	Today's Rank		
		Today's Top Time	2'09.264	162.115 km/h

No	19 (Driver3)	Best Time		km/h
Name	Takuma KUNIMINE	Total Time		Laps
Team	TOHO Racing	Average Lap Time		
Type	CBR1000RR-R	Today's Rank		
		Today's Top Time	2'09.264	162.115 km/h

Lap	Passing Time	Lap Time	Sec1	Sec2	Sec3	Sec4	km/h	Driver No
1.	13'19.543			23.238	48.669	24.431	297.763	0
2.	15'28.978	2'09.435 (4)	35.874	22.003	47.354	24.204	305.000	0
3.	17'38.393	2'09.415 (3)	35.802	22.040	47.487	24.086	299.795	0
4.	19'47.808	8'12.873 (8)	37.160	23.463	50.471	24.770	292.800	0
5.	21'57.223	2'13.578 (6)	36.211	22.487	50.748	24.132	300.822	0
6.	24'06.638	2'10.134 (5)	35.932	22.282	47.819	24.101	297.763	0
7.	26'16.053	6'40.470 (7)	37.146	23.838	49.032	24.134	299.795	0
8.	28'25.468	B 2'08.739 (1)	35.771	21.883	47.344	23.741	298.776	0
9.	30'34.883	2'08.930 (2)	35.496	21.974	47.660	23.800	299.795	0
9.	41'13.117							



NGK SPARK PLUGS

SUZUKA 2&4 RACE



予選・決勝 SAT 決勝 SUN

4/22-23

2023 MFJ全日本ロードレース選手権シリーズ 第2戦

JSB1000 ART走行(無料) B Gr.

2023 / 4 / 21 :



SUZUKA CIRCUIT

個別ラップ表

Weather :Fine

Track :Dry

Full Course 2-Wheels(5,821m)

No	21	Best Time	2'11.349	159.541 km/h
Name	田尻 悠人 Yuto TAJIRI	Total Time	40'08.756	12 Laps
Team	GOSHI Racing	Average Lap Time	3'25.551	
Type	CBR1000RR-R	Today's Rank	9 / 13	
		Today's Top Time	2'06.944	165.078 km/h

No	21 (Driver1)	Best Time		km/h
Name		Total Time		Laps
Team	GOSHI Racing	Average Lap Time		
Type	CBR1000RR-R	Today's Rank		
		Today's Top Time	2'09.264	162.115 km/h

No	21 (Driver2)	Best Time		km/h
Name	田尻 悠人	Total Time		Laps
Team	GOSHI Racing	Average Lap Time		
Type	CBR1000RR-R	Today's Rank		
		Today's Top Time	2'09.264	162.115 km/h

No	21 (Driver3)	Best Time		km/h
Name	Yuto TAJIRI	Total Time		Laps
Team	GOSHI Racing	Average Lap Time		
Type	CBR1000RR-R	Today's Rank		
		Today's Top Time	2'09.264	162.115 km/h

Lap	Passing Time	Lap Time	Sec1	Sec2	Sec3	Sec4	km/h	Driver No
1.	2'27.695			24.079	50.446	25.096	296.757	0
2.	4'56.871	Pit						
3.	13'44.908	2'29.176 (9)	36.673	23.000	50.553	38.950	276.226	0
4.	15'57.674	8'48.037 (11)	7'09.534	23.461	49.482	25.560	289.901	0
5.	18'09.922	2'12.766 (5)	36.849	22.516	48.918	24.483	294.765	0
6.	20'23.633	2'12.248 (3)	36.538	22.599	48.799	24.312	295.758	0
7.	22'36.505	2'13.711 (7)	37.193	22.899	48.972	24.647	292.800	0
8.	31'19.571	2'12.872 (6)	36.673	22.681	48.712	24.806	291.827	0
9.	33'33.410	8'43.066 (10)	40.774	24.468	49.555	24.577	293.779	0
10.	35'45.853	2'13.839 (8)	37.223	23.006	49.227	24.383	294.765	0
11.	37'57.407	2'12.443 (4)	37.124	22.753	48.510	24.056	295.758	0
12.	40'08.756	2'11.554 (2)	36.384	22.492	48.222	24.456	293.779	0
		B 2'11.349 (1)	36.211	22.580	48.493	24.065	288.000	0



NGK SPARK PLUGS

SUZUKA 2&4 RACE



予選・決勝 SAT 決勝 SUN

4/22-23

2023 MFJ全日本ロードレース選手権シリーズ 第2戦

JSB1000 ART走行(無料) B Gr.

2023 / 4 / 21 :



SUZUKA CIRCUIT

個別ラップ表

Weather :Fine

Full Course 2-Wheels(5,821m)

Track :Dry

No	39	Best Time	2'13.216	157.305 km/h
Name	芳賀 瑛大 Akito HAGA	Total Time	40'27.347	12 Laps
Team	WORK NAVI Nitro Racing	Average Lap Time	3'27.456	
Type	YZF-R1	Today's Rank	11 / 13	
		Today's Top Time	2'06.944	165.078 km/h

No	39 (Driver1)	Best Time		km/h
Name		Total Time		Laps
Team	WORK NAVI Nitro Racing	Average Lap Time		
Type	YZF-R1	Today's Rank		
		Today's Top Time	2'09.264	162.115 km/h

No	39 (Driver2)	Best Time		km/h
Name	芳賀 瑛大	Total Time		Laps
Team	WORK NAVI Nitro Racing	Average Lap Time		
Type	YZF-R1	Today's Rank		
		Today's Top Time	2'09.264	162.115 km/h

No	39 (Driver3)	Best Time		km/h
Name	Akito HAGA	Total Time		Laps
Team	WORK NAVI Nitro Racing	Average Lap Time		
Type	YZF-R1	Today's Rank		
		Today's Top Time	2'09.264	162.115 km/h

Lap	Passing Time	Lap Time	Sec1	Sec2	Sec3	Sec4	km/h	Driver No
1.	2'25.322			24.579	51.089	25.336	279.745	0
2.	4'53.383	2'28.061 (8)	36.914	23.388	49.833	37.926	250.971	0
3.	13'35.510	8'42.127 (11)	7'00.909	23.642	52.727	24.849	287.059	0
4.	15'49.782	2'14.272 (6)	37.371	22.621	49.707	24.573	286.124	0
5.	18'02.998	B 2'13.216 (1)	36.433	22.738	49.538	24.507	288.947	0
6.	20'17.273	2'14.275 (7)	36.622	22.938	49.616	25.099	288.947	0
7.	26'27.846	6'10.573 (10)	49.493	23.128	50.127	24.591	284.272	0
8.	28'41.736	2'13.890 (4)	36.723	22.674	49.093	25.400	281.538	0
9.	30'55.080	2'13.344 (2)	36.636	22.829	49.287	24.592	287.059	0
10.	33'08.903	2'13.823 (3)	36.723	22.886	49.494	24.720	288.000	0
11.	38'13.394	5'04.491 (9)	48.952	23.323	51.369	24.911	286.124	0
12.	40'27.347	2'13.953 (5)	36.766	22.835	49.693	24.659	288.000	0



NGK SPARK PLUGS

SUZUKA 2&4 RACE



予選・決勝 SAT 決勝 SUN

4/22-23

2023 MFJ全日本ロードレース選手権シリーズ 第2戦

JSB1000 ART走行(無料) B Gr.

2023 / 4 / 21 :



SUZUKA CIRCUIT

個別ラップ表

Weather :Fine

Track :Dry

Full Course 2-Wheels(5,821m)

No	53	Best Time	2'17.980	151.874 km/h
Name	前川 崇 Takashi MAEKAWA	Total Time	26'29.673	8 Laps
Team	GESUNDHEIT Racing	Average Lap Time	3'21.247	
Type	CBR1000RR-R	Today's Rank	13 / 13	
		Today's Top Time	2'06.944	165.078 km/h

No	53 (Driver1)	Best Time		km/h
Name		Total Time		Laps
Team	GESUNDHEIT Racing	Average Lap Time		
Type	CBR1000RR-R	Today's Rank		
		Today's Top Time	2'09.264	162.115 km/h

No	53 (Driver2)	Best Time		km/h
Name	前川 崇	Total Time		Laps
Team	GESUNDHEIT Racing	Average Lap Time		
Type	CBR1000RR-R	Today's Rank		
		Today's Top Time	2'09.264	162.115 km/h

No	53 (Driver3)	Best Time		km/h
Name	Takashi MAEKAWA	Total Time		Laps
Team	GESUNDHEIT Racing	Average Lap Time		
Type	CBR1000RR-R	Today's Rank		
		Today's Top Time	2'09.264	162.115 km/h

Lap	Passing Time	Lap Time	Sec1	Sec2	Sec3	Sec4	km/h	Driver No
1.	3'00.940			25.041	52.042	26.283	282.444	0
2.	5'20.993	2'20.053 (3)	38.744	24.106	51.398	25.805	277.975	0
3.	8'06.311	2'45.318 (6)	38.566	23.972	1'05.051	37.729	121.662	0
4.	10'41.878	2'35.567 (5)	45.780	25.721	56.716	27.350	205.714	0
5.	13'00.433	2'18.555 (2)	38.130	23.902	50.825	25.698	283.355	0
6.	15'18.413	B 2'17.980 (1)	37.646	23.795	50.828	25.711	288.000	0
7.	24'09.030	8'50.617 (7)	38.707	25.003	52.265	26.058	277.975	0
8.	26'29.673	2'20.643 (4)	39.170	23.787	51.447	26.239	265.378	0



NGK SPARK PLUGS

SUZUKA 2&4 RACE



予選・決勝 SAT 決勝 SUN

4/22-23

2023 MFJ全日本ロードレース選手権シリーズ 第2戦

JSB1000 ART走行(無料) B Gr.

2023 / 4 / 21 :



SUZUKA CIRCUIT

個別ラップ表

Weather :Fine

Full Course 2-Wheels(5,821m)

Track :Dry

No	59	Best Time	2'11.956	158.807 km/h
Name	中村 竜也 Tatsuya NAKAMURA	Total Time	42'11.513	12 Laps
Team	KRP SANYOUKOUGYO&MATSUBA RS-ITOH	Average Lap Time	3'36.015	
Type	Ninja ZX-10RR	Today's Rank	10 / 13	
		Today's Top Time	2'06.944	165.078 km/h

No	59 (Driver1)	Best Time		km/h
Name		Total Time		Laps
Team	KRP SANYOUKOUGYO&MATSUBA RS-ITOH	Average Lap Time		
Type	Ninja ZX-10RR	Today's Rank		
		Today's Top Time	2'09.264	162.115 km/h

No	59 (Driver2)	Best Time		km/h
Name	中村 竜也	Total Time		Laps
Team	KRP SANYOUKOUGYO&MATSUBA RS-ITOH	Average Lap Time		
Type	Ninja ZX-10RR	Today's Rank		
		Today's Top Time	2'09.264	162.115 km/h

No	59 (Driver3)	Best Time		km/h
Name	Tatsuya NAKAMURA	Total Time		Laps
Team	KRP SANYOUKOUGYO&MATSUBA RS-ITOH	Average Lap Time		
Type	Ninja ZX-10RR	Today's Rank		
		Today's Top Time	2'09.264	162.115 km/h

Lap	Passing Time	Lap Time	Sec1	Sec2	Sec3	Sec4	km/h	Driver No
1.	2'35.339			26.675	53.887	26.641	290.861	0
2.	5'07.658	2'32.319 (9)	37.850	23.386	50.540	40.543	281.538	0
3.	13'52.952	8'45.294 (10)	7'05.689	24.666	49.737	25.202	296.757	0
4.	16'05.573	2'12.621 (4)	36.318	22.562	48.657	25.084	294.765	0
5.	18'23.305	2'17.732 (8)	40.227	23.425	49.426	24.654	295.758	0
6.	20'36.243	2'12.938 (5)	36.546	22.674	48.684	25.034	288.947	0
7.	22'48.199	B 2'11.956 (1)	36.543	22.626	48.520	24.267	294.765	0
8.	33'17.008	10'28.809 (11)	37.943	23.567	49.883	24.876	295.758	0
9.	35'29.135	2'12.127 (3)	36.618	22.612	48.501	24.396	296.757	0
10.	37'43.792	2'14.657 (6)	36.588	22.588	50.149	25.332	294.765	0
11.	39'59.504	2'15.712 (7)	39.088	23.073	48.889	24.662	294.765	0
12.	42'11.513	2'12.009 (2)	36.423	22.674	48.620	24.292	295.758	0



NGK SPARK PLUGS

SUZUKA 2&4 RACE



予選・決勝 SAT 決勝 SUN

4/22-23

2023 MFJ全日本ロードレース選手権シリーズ 第2戦

JSB1000 ART走行(無料) B Gr.

2023 / 4 / 21 :



SUZUKA CIRCUIT

個別ラップ表

Weather :Fine

Track :Dry

Full Course 2-Wheels(5,821m)

No	63	Best Time	2'10.379	160.728 km/h
Name	綿貫 舞空 Maiku WATANUKI	Total Time	41'26.624	10 Laps
Team	TONE RT SYNCEDGE4413 BMW	Average Lap Time	4'20.959	
Type	M1000RR	Today's Rank	6 / 13	
		Today's Top Time	2'06.944	165.078 km/h

No	63 (Driver1)	Best Time		km/h
Name		Total Time		Laps
Team	TONE RT SYNCEDGE4413 BMW	Average Lap Time		
Type	M1000RR	Today's Rank		
		Today's Top Time	2'09.264	162.115 km/h

No	63 (Driver2)	Best Time		km/h
Name	綿貫 舞空	Total Time		Laps
Team	TONE RT SYNCEDGE4413 BMW	Average Lap Time		
Type	M1000RR	Today's Rank		
		Today's Top Time	2'09.264	162.115 km/h

No	63 (Driver3)	Best Time		km/h
Name	Maiku WATANUKI	Total Time		Laps
Team	TONE RT SYNCEDGE4413 BMW	Average Lap Time		
Type	M1000RR	Today's Rank		
		Today's Top Time	2'09.264	162.115 km/h

Lap	Passing Time	Lap Time	Sec1	Sec2	Sec3	Sec4	km/h	Driver No
1.	2'17.992			23.255	49.481	25.699	294.765	0
2.	4'30.427	2'12.435 (5)	36.532	22.300	48.515	25.088	274.500	0
3.	13'20.614	8'50.187 (8)	45.406	23.415	49.149	24.710	291.827	0
4.	15'31.907	2'11.293 (2)	36.086	22.485	48.369	24.353	293.779	0
5.	17'44.028	2'12.121 (4)	36.184	22.713	48.438	24.786	279.745	0
6.	19'55.696	2'11.668 (3)	36.121	22.438	48.622	24.487	293.779	0
7.	33'12.845	13'17.149 (9)	37.512	23.029	48.415	24.464	291.827	0
8.	35'23.224	B 2'10.379 (1)	36.002	22.350	48.089	23.938	293.779	0
9.	37'51.117	2'27.893 (6)	36.023	22.412	49.372	40.086	254.609	0
		Pit						
10.	41'26.624	3'35.507 (7)	1'57.648	23.486	49.626	24.747	288.000	0



NGK SPARK PLUGS

SUZUKA 2&4 RACE



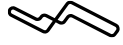
予選・決勝 SAT 決勝 SUN

4/22-23

2023 MFJ全日本ロードレース選手権シリーズ 第2戦

JSB1000 ART走行(無料) B Gr.

2023 / 4 / 21 :



SUZUKA CIRCUIT

個別ラップ表

Weather :Fine

Track :Dry

Full Course 2-Wheels(5,821m)

No	77	Best Time	2'15.588	154.554 km/h
Name	中島 元気 Genki NAKAJIMA	Total Time	35'48.990	8 Laps
Team	Honda Hamamatsu ESCARGOT RT	Average Lap Time	3'10.821	
Type	CBR1000RR-R	Today's Rank	12 / 13	
		Today's Top Time	2'06.944	165.078 km/h

No	77 (Driver1)	Best Time		km/h
Name	中島 元気 Genki NAKAJIMA	Total Time		Laps
Team	Honda Hamamatsu ESCARGOT RT	Average Lap Time		
Type	CBR1000RR-R	Today's Rank		
		Today's Top Time	2'09.264	162.115 km/h

No	77 (Driver2)	Best Time		km/h
Name	中島 元気 Genki NAKAJIMA	Total Time		Laps
Team	Honda Hamamatsu ESCARGOT RT	Average Lap Time		
Type	CBR1000RR-R	Today's Rank		
		Today's Top Time	2'09.264	162.115 km/h

No	77 (Driver3)	Best Time		km/h
Name	Genki NAKAJIMA	Total Time		Laps
Team	Honda Hamamatsu ESCARGOT RT	Average Lap Time		
Type	CBR1000RR-R	Today's Rank		
		Today's Top Time	2'09.264	162.115 km/h

Lap	Passing Time	Lap Time	Sec1	Sec2	Sec3	Sec4	km/h	Driver No
1.	13'33.239			23.851	50.881	29.462	290.861	0
2.	15'52.924	2'19.685 (5)	38.035	23.356	50.281	28.013	293.779	0
3.	18'09.153	2'16.229 (3)	37.524	23.226	50.200	25.279	285.195	0
4.	23'28.224	5'19.071 (6)	37.854	23.960	50.846	25.366	289.901	0
5.	25'44.492	2'16.268 (4)	37.404	23.400	50.075	25.389	290.861	0
6.	28'00.080	B 2'15.588 (1)	37.194	23.236	49.949	25.209	293.779	0
7.	33'33.309	5'33.229 (7)	37.712	23.728	50.456	25.324	292.800	0
8.	35'48.990	2'15.681 (2)	37.207	23.334	50.012	25.128	296.757	0



NGK SPARK PLUGS

SUZUKA 2&4 RACE



予選・決勝 SAT 決勝 SUN

4/22・23

2023 MFJ全日本ロードレース選手権シリーズ 第2戦

JSB1000 ART走行(無料) B Gr.

2023 / 4 / 21 :

 SUZUKA CIRCUIT
Full Course 2-Wheels(5,821m)

個別ラップ表

Weather :Fine
Track :Dry

No	15	Best Time	2'07.134	164.831 km/h
Name	名越 哲平 Teppei NAGOE	Total Time	41'41.335	13 Laps
Team	SDG Honda Racing	Average Lap Time	3'17.007	
Type	CBR1000RR-R	Today's Rank	2 / 22	
		Today's Top Time	2'06.783	165.287 km/h

No	15 (Driver1)	Best Time		km/h
Name	名越 哲平 Teppei NAGOE	Total Time		Laps
Team	SDG Honda Racing	Average Lap Time		
Type	CBR1000RR-R	Today's Rank		
		Today's Top Time	2'09.264	162.115 km/h

No	15 (Driver2)	Best Time		km/h
Name	名越 哲平	Total Time		Laps
Team	SDG Honda Racing	Average Lap Time		
Type	CBR1000RR-R	Today's Rank		
		Today's Top Time	2'09.264	162.115 km/h

No	15 (Driver3)	Best Time		km/h
Name	Teppei NAGOE	Total Time		Laps
Team	SDG Honda Racing	Average Lap Time		
Type	CBR1000RR-R	Today's Rank		
		Today's Top Time	2'09.264	162.115 km/h

Lap	Passing Time	Lap Time	Sec1	Sec2	Sec3	Sec4	km/h	Driver No
1.	2'17.246			23.446	49.391	25.865	298.776	0
2.	4'28.095	2'10.849 (8)	36.062	22.080	48.387	24.320	297.763	0
3.	13'37.803	9'09.708 (12)	46.992	22.579	49.282	24.333	302.897	0
4.	15'48.697	2'10.894 (9)	35.563	22.267	49.157	23.907	303.945	0
5.	17'57.265	2'08.568 (7)	35.519	21.917	47.374	23.758	303.945	0
6.	24'06.066	6'08.801 (11)	36.620	22.689	48.147	23.925	300.822	0
7.	26'13.860	2'07.794 (5)	35.416	21.880	46.923	23.575	301.856	0
8.	28'21.288	2'07.428 (4)	35.156	21.696	47.032	23.544	301.856	0
9.	33'11.540	4'50.252 (10)	40.542	22.639	48.010	23.923	300.822	0
10.	35'18.907	2'07.367 (2)	35.186	21.638	47.080	23.463	303.945	0
11.	37'26.041	B 2'07.134 (1)	34.917	21.761	47.046	23.410	302.897	0
12.	39'33.434	2'07.393 (3)	35.094	21.801	47.021	23.477	303.945	0
13.	41'41.335	2'07.901 (6)	35.544	21.752	46.957	23.648	303.945	0



NGK SPARK PLUGS

SUZUKA 2&4 RACE



予選・決勝 SAT 決勝 SUN

4/22-23

2023 MFJ全日本ロードレース選手権シリーズ 第2戦

JSB1000 ART走行(無料) B Gr.

2023 / 4 / 21 :



SUZUKA CIRCUIT

個別ラップ表

Weather :Fine

Full Course 2-Wheels(5,821m)

Track :Dry

No	23	Best Time	2'10.893	160.097 km/h
Name	武田 雄一 Yuichi TAKEDA	Total Time	35'56.774	6 Laps
Team	OGURA CLUTCH ORC with RIDE IN 1	Average Lap Time	3'11.823	
Type	YZF-R1	Today's Rank	10 / 22	
		Today's Top Time	2'06.783	165.287 km/h

No	23 (Driver1)	Best Time		km/h
Name		Total Time		Laps
Team	OGURA CLUTCH ORC with RIDE IN 1	Average Lap Time		
Type	YZF-R1	Today's Rank		
		Today's Top Time	2'09.264	162.115 km/h

No	23 (Driver2)	Best Time		km/h
Name	武田 雄一	Total Time		Laps
Team	OGURA CLUTCH ORC with RIDE IN 1	Average Lap Time		
Type	YZF-R1	Today's Rank		
		Today's Top Time	2'09.264	162.115 km/h

No	23 (Driver3)	Best Time		km/h
Name	Yuichi TAKEDA	Total Time		Laps
Team	OGURA CLUTCH ORC with RIDE IN 1	Average Lap Time		
Type	YZF-R1	Today's Rank		
		Today's Top Time	2'09.264	162.115 km/h

Lap	Passing Time	Lap Time	Sec1	Sec2	Sec3	Sec4	km/h	Driver No
1.	19'57.659			24.066	56.666	25.244	283.355	0
2.	22'11.205	2'13.546 (4)	36.725	22.523	49.140	25.158	277.975	0
3.	24'24.338	2'13.133 (3)	36.940	22.551	49.051	24.591	287.059	0
4.	31'34.617	7'10.279 (5)	36.450	24.302	56.570	24.873	286.124	0
5.	33'45.881	2'11.264 (2)	36.168	22.171	48.563	24.362	287.059	0
6.	35'56.774	B 2'10.893 (1)	35.899	22.062	48.519	24.413	288.947	0



NGK SPARK PLUGS

SUZUKA 2&4 RACE



予選・決勝 SAT 決勝 SUN

4/22・23

2023 MFJ全日本ロードレース選手権シリーズ 第2戦

JSB1000 ART走行(無料) B Gr.

2023 / 4 / 21 :

 SUZUKA CIRCUIT
Full Course 2-Wheels(5,821m)

個別ラップ表

Weather :Fine
Track :Dry

No	28	Best Time	2'09.314	162.052 km/h
Name	伊達 悠太 Yuta DATE	Total Time	42'13.537	12 Laps
Team	AKENO SPEED・MAVERICK	Average Lap Time	3'37.252	
Type	YZF-R1	Today's Rank	7 / 22	
		Today's Top Time	2'06.783	165.287 km/h

No	28 (Driver1)	Best Time		km/h
Name		Total Time		Laps
Team	AKENO SPEED・MAVERICK	Average Lap Time		
Type	YZF-R1	Today's Rank		
		Today's Top Time	2'09.264	162.115 km/h

No	28 (Driver2)	Best Time		km/h
Name	伊達 悠太	Total Time		Laps
Team	AKENO SPEED・MAVERICK	Average Lap Time		
Type	YZF-R1	Today's Rank		
		Today's Top Time	2'09.264	162.115 km/h

No	28 (Driver3)	Best Time		km/h
Name	Yuta DATE	Total Time		Laps
Team	AKENO SPEED・MAVERICK	Average Lap Time		
Type	YZF-R1	Today's Rank		
		Today's Top Time	2'09.264	162.115 km/h

Lap	Passing Time	Lap Time	Sec1	Sec2	Sec3	Sec4	km/h	Driver No
1.	2'23.759			23.177	48.864	29.613	289.901	0
2.	4'46.248	Pit						
		2'22.489 (8)	36.475	22.462	48.905	34.647	287.059	0
3.	13'24.047		6'59.944	23.256	48.716	25.883	291.827	0
		2'10.003 (4)	35.814	22.262	48.007	23.920	293.779	0
4.	15'34.050							
		2'09.728 (3)	35.541	22.117	47.667	24.403	289.901	0
5.	17'43.778							
		2'10.666 (5)	35.972	22.250	48.028	24.416	289.901	0
6.	19'54.444		10'54.356 (11)	39.554	22.861	49.251	289.901	0
		2'09.318 (2)	35.732	21.892	47.791	23.903	292.800	0
8.	32'58.118							
		B 2'09.314 (1)	35.625	22.005	47.895	23.789	292.800	0
9.	35'07.432							
		2'11.102 (6)	37.377	21.899	47.965	23.861	293.779	0
10.	37'18.534							
		2'20.645 (7)	35.804	22.155	48.186	34.500	288.947	0
11.	39'39.179	Pit						
		2'34.358 (9)	58.946	22.369	48.638	24.405	288.947	0
12.	42'13.537							



NGK SPARK PLUGS

SUZUKA 2&4 RACE



予選・決勝 SAT 決勝 SUN

4/22-23

2023 MFJ全日本ロードレース選手権シリーズ 第2戦

JSB1000 ART走行(無料) B Gr.

2023 / 4 / 21 :



SUZUKA CIRCUIT

個別ラップ表

Weather :Fine

Track :Dry

Full Course 2-Wheels(5,821m)

No	32	Best Time	2'11.908	158.865 km/h
Name	谷本 音虹郎 Otojiro TANIMOTO	Total Time	40'46.417	11 Laps
Team	Team TATARA aprilia 2	Average Lap Time	3'50.430	
Type	RSV4 Factory	Today's Rank	12 / 22	
		Today's Top Time	2'06.783	165.287 km/h

No	32 (Driver1)	Best Time		km/h
Name		Total Time		Laps
Team	Team TATARA aprilia 2	Average Lap Time		
Type	RSV4 Factory	Today's Rank		
		Today's Top Time	2'09.264	162.115 km/h

No	32 (Driver2)	Best Time		km/h
Name	谷本 音虹郎	Total Time		Laps
Team	Team TATARA aprilia 2	Average Lap Time		
Type	RSV4 Factory	Today's Rank		
		Today's Top Time	2'09.264	162.115 km/h

No	32 (Driver3)	Best Time		km/h
Name	Otojiro TANIMOTO	Total Time		Laps
Team	Team TATARA aprilia 2	Average Lap Time		
Type	RSV4 Factory	Today's Rank		
		Today's Top Time	2'09.264	162.115 km/h

Lap	Passing Time	Lap Time	Sec1	Sec2	Sec3	Sec4	km/h	Driver No
				23.236	49.853	25.529	286.124	0
1.	2'22.110							
		2'14.621 (5)	36.711	23.139	49.472	25.299	280.639	0
2.	4'36.731							
		9'31.650 (10)	41.257	23.845	50.616	25.051	281.538	0
3.	14'08.381							
		2'15.820 (6)	39.265	23.047	48.939	24.569	296.757	0
4.	16'24.201							
		2'13.103 (4)	36.531	22.569	49.249	24.754	289.901	0
5.	18'37.304							
		9'09.313 (9)	42.698	23.953	50.202	24.848	292.800	0
6.	27'46.617							
		2'12.751 (3)	36.826	22.540	48.733	24.652	295.758	0
7.	29'59.368							
		2'11.992 (2)	36.497	22.450	48.569	24.476	294.765	0
8.	32'11.360							
		2'33.528 (7)	36.426	23.195	53.705	40.202	200.091	0
9.	34'44.888	Pit						
		3'49.621 (8)	2'11.903	23.739	49.595	24.384	296.757	0
10.	38'34.509							
		B 2'11.908 (1)	36.434	22.330	48.815	24.329	296.757	0
11.	40'46.417							



NGK SPARK PLUGS

SUZUKA 2&4 RACE



予選・決勝 SAT 決勝 SUN

4/22-23

2023 MFJ全日本ロードレース選手権シリーズ 第2戦

JSB1000 ART走行(無料) B Gr.

2023 / 4 / 21 :

SUZUKA CIRCUIT

個別ラップ表

Weather :Fine

Track :Dry

Full Course 2-Wheels(5,821m)

No	35	Best Time	2'09.127	162.287 km/h
Name	杉山 優輝 Yuki SUGIYAMA	Total Time	40'21.735	13 Laps
Team	Sofukai Honda Suzuka RT	Average Lap Time	3'09.001	
Type	CBR1000RR-R	Today's Rank	5 / 22	
		Today's Top Time	2'06.783	165.287 km/h
No	35 (Driver1)	Best Time	2'29.396	140.269 km/h
Name	杉山 優輝 Yuki SUGIYAMA	Total Time	5'03.109	2 Laps
Team	Sofukai Honda Suzuka RT	Average Lap Time	2'29.396	
Type	CBR1000RR-R	Today's Rank	2 / 2	
		Today's Top Time	2'09.264	162.115 km/h
No	35 (Driver2)	Best Time		km/h
Name	杉山 優輝	Total Time		Laps
Team	Sofukai Honda Suzuka RT	Average Lap Time		
Type	CBR1000RR-R	Today's Rank		
		Today's Top Time	2'09.264	162.115 km/h
No	35 (Driver3)	Best Time		km/h
Name	Yuki SUGIYAMA	Total Time		Laps
Team	Sofukai Honda Suzuka RT	Average Lap Time		
Type	CBR1000RR-R	Today's Rank		
		Today's Top Time	2'09.264	162.115 km/h

Lap	Passing Time	Lap Time	Sec1	Sec2	Sec3	Sec4	km/h	Driver No
1.	2'33.713			24.043	52.881	25.105	296.757	1
2.	5'03.109	Pit	2'29.396 (10)	36.720	22.881	51.310	38.485	248.839
3.	14'13.652		9'10.543 (12)	7'21.397	29.523	51.768	27.855	290.861
4.	16'28.251		2'14.599 (9)	38.026	22.935	49.126	24.512	299.795
5.	18'39.613		2'11.362 (8)	36.061	22.671	48.339	24.291	300.822
6.	20'49.948		2'10.335 (5)	35.862	22.391	48.034	24.048	300.822
7.	23'00.332		2'10.384 (7)	35.674	22.500	48.198	24.012	298.776
8.	29'32.752		6'32.420 (11)	39.758	22.821	49.084	24.710	288.947
9.	31'43.108		2'10.356 (6)	35.798	22.378	48.279	23.901	294.765
10.	33'53.374		2'10.266 (4)	35.654	22.272	48.211	24.129	300.822
11.	36'03.014		2'09.640 (3)	35.592	22.308	47.901	23.839	299.795
12.	38'12.141		B 2'09.127 (1)	35.365	22.240	47.731	23.791	303.945
13.	40'21.735		2'09.594 (2)	35.617	22.228	47.890	23.859	300.822



NGK SPARK PLUGS

SUZUKA 2&4 RACE



予選・決勝 SAT 決勝 SUN

4/22-23

2023 MFJ全日本ロードレース選手権シリーズ 第2戦

JSB1000 ART走行(無料) B Gr.

2023 / 4 / 21 :



SUZUKA CIRCUIT

個別ラップ表

Weather :Fine

Track :Dry

Full Course 2-Wheels(5,821m)

No	37	Best Time	2'06.783	165.287 km/h
Name	津田 拓也 Takuya TSUDA	Total Time	41'17.517	13 Laps
Team	AutoRace Ube Racing Team	Average Lap Time	3'14.948	
Type	GSX-R1000R	Today's Rank	1 / 22	
		Today's Top Time	2'06.783	165.287 km/h

No	37 (Driver1)	Best Time		km/h
Name	津田 拓也 Takuya TSUDA	Total Time		Laps
Team	AutoRace Ube Racing Team	Average Lap Time		
Type	GSX-R1000R	Today's Rank		
		Today's Top Time	2'09.264	162.115 km/h

No	37 (Driver2)	Best Time		km/h
Name	津田 拓也	Total Time		Laps
Team	AutoRace Ube Racing Team	Average Lap Time		
Type	GSX-R1000R	Today's Rank		
		Today's Top Time	2'09.264	162.115 km/h

No	37 (Driver3)	Best Time		km/h
Name	Takuya TSUDA	Total Time		Laps
Team	AutoRace Ube Racing Team	Average Lap Time		
Type	GSX-R1000R	Today's Rank		
		Today's Top Time	2'09.264	162.115 km/h

Lap	Passing Time	Lap Time	Sec1	Sec2	Sec3	Sec4	km/h	Driver No
1.	2'18.131			23.188	48.913	25.064	298.776	0
2.	4'28.318	2'10.187 (8)	36.103	22.015	48.071	23.998	294.765	0
3.	13'17.160	8'48.842 (12)	47.172	22.709	48.384	23.659	293.779	0
4.	15'24.773	2'07.613 (2)	35.180	21.705	47.201	23.527	297.763	0
5.	17'33.256	2'08.483 (4)	35.222	21.848	47.729	23.684	296.757	0
6.	19'40.039	B 2'06.783 (1)	35.036	21.597	46.874	23.276	298.776	0
7.	26'31.189	6'51.150 (11)	40.448	22.595	48.276	23.768	296.757	0
8.	28'41.521	2'10.332 (9)	35.852	22.039	47.580	24.861	290.861	0
9.	30'50.771	2'09.250 (7)	35.807	22.199	47.565	23.679	296.757	0
10.	32'58.731	2'07.960 (3)	35.377	21.766	47.303	23.514	297.763	0
11.	36'59.791	4'01.060 (10)	38.906	22.291	47.884	23.513	297.763	0
12.	39'08.311	2'08.520 (5)	35.315	21.933	47.638	23.634	295.758	0
13.	41'17.517	2'09.206 (6)	35.380	21.758	47.147	24.921	298.776	0



NGK SPARK PLUGS

SUZUKA 2&4 RACE



予選・決勝 SAT 決勝 SUN

4/22-23

2023 MFJ全日本ロードレース選手権シリーズ 第2戦

JSB1000 ART走行(無料) B Gr.

2023 / 4 / 21 :



SUZUKA CIRCUIT

個別ラップ表

Weather :Fine

Full Course 2-Wheels(5,821m)

Track :Dry

No	43	Best Time	2'09.027	162.413 km/h
Name	中山 耀介 Yousuke NAKAYAMA	Total Time	30'52.023	9 Laps
Team	ITO RACING BORG CUSTOM	Average Lap Time	2'11.594	
Type	YZF-R1	Today's Rank	4 / 22	
		Today's Top Time	2'06.783	165.287 km/h

No	43 (Driver1)	Best Time		km/h
Name		Total Time		Laps
Team	ITO RACING BORG CUSTOM	Average Lap Time		
Type	YZF-R1	Today's Rank		
		Today's Top Time	2'09.264	162.115 km/h

No	43 (Driver2)	Best Time		km/h
Name	中山 耀介	Total Time		Laps
Team	ITO RACING BORG CUSTOM	Average Lap Time		
Type	YZF-R1	Today's Rank		
		Today's Top Time	2'09.264	162.115 km/h

No	43 (Driver3)	Best Time		km/h
Name	Yousuke NAKAYAMA	Total Time		Laps
Team	ITO RACING BORG CUSTOM	Average Lap Time		
Type	YZF-R1	Today's Rank		
		Today's Top Time	2'09.264	162.115 km/h

Lap	Passing Time	Lap Time	Sec1	Sec2	Sec3	Sec4	km/h	Driver No
1.	13'19.270			22.951	48.675	24.050	294.765	0
2.	15'28.297	B 2'09.027 (1)	35.754	21.809	47.729	23.735	292.800	0
3.	17'37.564	2'09.267 (2)	35.564	21.743	48.061	23.899	293.779	0
4.	19'53.412	2'15.848 (8)	40.066	22.190	48.808	24.784	292.800	0
5.	22'06.884	2'13.472 (7)	38.492	22.379	48.449	24.152	288.947	0
6.	24'18.131	2'11.247 (4)	36.069	22.172	48.725	24.281	287.059	0
7.	26'29.633	2'11.502 (6)	36.084	22.157	48.389	24.872	293.779	0
8.	28'40.958	2'11.325 (5)	35.988	22.336	48.479	24.522	288.000	0
9.	30'52.023	2'11.065 (3)	36.557	22.191	48.221	24.096	291.827	0



NGK SPARK PLUGS

SUZUKA 2&4 RACE



予選・決勝 SAT 決勝 SUN

4/22・23

2023 MFJ全日本ロードレース選手権シリーズ 第2戦

JSB1000 ART走行(無料) B Gr.

2023 / 4 / 21 :

SUZUKA CIRCUIT
Full Course 2-Wheels(5,821m)

個別ラップ表

Weather :Fine
Track :Dry

No	45	Best Time	2'15.432	154.732 km/h
Name	岡田 寛正 Hiromasa OKADA	Total Time	41'29.872	9 Laps
Team	HondaBlueHelmetsMSCKumamoto	Average Lap Time	2'59.256	
Type	CBR1000RR-R	Today's Rank	19 / 22	
		Today's Top Time	2'06.783	165.287 km/h

No	45 (Driver1)	Best Time		km/h
Name		Total Time		Laps
Team	HondaBlueHelmetsMSCKumamoto	Average Lap Time		
Type	CBR1000RR-R	Today's Rank		
		Today's Top Time	2'09.264	162.115 km/h

No	45 (Driver2)	Best Time		km/h
Name	岡田 寛正	Total Time		Laps
Team	HondaBlueHelmetsMSCKumamoto	Average Lap Time		
Type	CBR1000RR-R	Today's Rank		
		Today's Top Time	2'09.264	162.115 km/h

No	45 (Driver3)	Best Time		km/h
Name	Hiromasa OKADA	Total Time		Laps
Team	HondaBlueHelmetsMSCKumamoto	Average Lap Time		
Type	CBR1000RR-R	Today's Rank		
		Today's Top Time	2'09.264	162.115 km/h

Lap	Passing Time	Lap Time	Sec1	Sec2	Sec3	Sec4	km/h	Driver No
				26.075	53.215	26.114	274.500	0
1.	17'35.819							
		2'18.407 (7)	38.470	23.681	50.587	25.669	288.000	0
2.	19'54.226							
		2'16.413 (4)	37.645	23.297	50.042	25.429	288.947	0
3.	22'10.639							
		2'16.000 (2)	37.363	23.630	49.790	25.217	288.947	0
4.	24'26.639							
		2'16.357 (3)	37.508	23.286	50.290	25.273	288.000	0
5.	26'42.996							
		B 2'15.432 (1)	37.139	23.116	49.825	25.352	281.538	0
6.	28'58.428							
		7'56.797 (8)	38.180	25.092	52.108	25.910	280.639	0
7.	36'55.225							
		2'17.541 (6)	37.716	23.513	50.942	25.370	281.538	0
8.	39'12.766							
		2'17.106 (5)	37.738	23.530	50.537	25.301	288.000	0
9.	41'29.872							



NGK SPARK PLUGS

SUZUKA 2&4 RACE



予選・決勝 SAT 決勝 SUN

4/22-23

2023 MFJ全日本ロードレース選手権シリーズ 第2戦

JSB1000 ART走行(無料) B Gr.

2023 / 4 / 21 :



SUZUKA CIRCUIT

個別ラップ表

Weather :Fine

Track :Dry

Full Course 2-Wheels(5,821m)

No	47	Best Time	2'15.886	154.215 km/h
Name	松永 修 Osamu MATSUNAGA	Total Time	22'11.019	4 Laps
Team	TEAM MATSUNAGA KDC&YSP NAGOYAKITA	Average Lap Time	2'17.024	
Type	YZF-R1	Today's Rank	22 / 22	
		Today's Top Time	2'06.783	165.287 km/h

No	47 (Driver1)	Best Time		km/h
Name		Total Time		Laps
Team	TEAM MATSUNAGA KDC&YSP NAGOYAKITA	Average Lap Time		
Type	YZF-R1	Today's Rank		
		Today's Top Time	2'09.264	162.115 km/h

No	47 (Driver2)	Best Time		km/h
Name	松永 修	Total Time		Laps
Team	TEAM MATSUNAGA KDC&YSP NAGOYAKITA	Average Lap Time		
Type	YZF-R1	Today's Rank		
		Today's Top Time	2'09.264	162.115 km/h

No	47 (Driver3)	Best Time		km/h
Name	Osamu MATSUNAGA	Total Time		Laps
Team	TEAM MATSUNAGA KDC&YSP NAGOYAKITA	Average Lap Time		
Type	YZF-R1	Today's Rank		
		Today's Top Time	2'09.264	162.115 km/h

Lap	Passing Time	Lap Time	Sec1	Sec2	Sec3	Sec4	km/h	Driver No
1.	15'19.945			23.769	50.990	25.347	289.901	0
2.	17'36.770	2'16.825 (2)	37.549	23.545	50.344	25.387	290.861	0
3.	19'55.133	2'18.363 (3)	37.735	23.840	51.309	25.479	285.195	0
4.	22'11.019	B 2'15.886 (1)	37.526	23.190	50.050	25.120	289.901	0



NGK SPARK PLUGS

SUZUKA 2&4 RACE



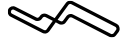
予選・決勝 SAT 決勝 SUN

4/22-23

2023 MFJ全日本ロードレース選手権シリーズ 第2戦

JSB1000 ART走行(無料) B Gr.

2023 / 4 / 21 :



SUZUKA CIRCUIT

個別ラップ表

Weather :Fine

Full Course 2-Wheels(5,821m)

Track :Dry

No	49	Best Time	2'15.722	154.401 km/h
Name	西中 綱 Tsuna NISHINAKA	Total Time	36'28.664	9 Laps
Team	MOTORCYCLES#27	Average Lap Time	4'14.236	
Type	CBR1000RR-R	Today's Rank	21 / 22	
		Today's Top Time	2'06.783	165.287 km/h

No	49 (Driver1)	Best Time		km/h
Name	西中 綱 Tsuna NISHINAKA	Total Time		Laps
Team	MOTORCYCLES#27	Average Lap Time		
Type	CBR1000RR-R	Today's Rank		
		Today's Top Time	2'09.264	162.115 km/h

No	49 (Driver2)	Best Time		km/h
Name	西中 綱	Total Time		Laps
Team	MOTORCYCLES#27	Average Lap Time		
Type	CBR1000RR-R	Today's Rank		
		Today's Top Time	2'09.264	162.115 km/h

No	49 (Driver3)	Best Time		km/h
Name	Tsuna NISHINAKA	Total Time		Laps
Team	MOTORCYCLES#27	Average Lap Time		
Type	CBR1000RR-R	Today's Rank		
		Today's Top Time	2'09.264	162.115 km/h

Lap	Passing Time	Lap Time	Sec1	Sec2	Sec3	Sec4	km/h	Driver No
1.	2'34.775			24.433	53.701	25.645	281.538	0
2.	5'05.505	2'30.730 (4)	37.505	23.190	50.097	39.938	249.545	0
3.	13'46.176	8'40.671 (8)	7'01.820	23.490	50.021	25.340	289.901	0
4.	16'01.898	B 2'15.722 (1)	37.567	23.312	49.800	25.043	287.059	0
5.	18'17.704	2'15.806 (2)	37.379	23.320	50.001	25.106	280.639	0
6.	20'57.605	2'39.901 (5)	37.849	23.618	51.142	47.292	231.768	0
7.	28'23.166	7'25.561 (7)	5'45.790	23.752	50.989	25.030	285.195	0
8.	34'12.066	5'48.900 (6)	52.215	23.654	50.768	25.110	286.124	0
9.	36'28.664	2'16.598 (3)	37.903	23.457	50.205	25.033	289.901	0



NGK SPARK PLUGS

SUZUKA 2&4 RACE



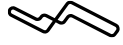
予選・決勝 SAT 決勝 SUN

4/22-23

2023 MFJ全日本ロードレース選手権シリーズ 第2戦

JSB1000 ART走行(無料) B Gr.

2023 / 4 / 21 :



SUZUKA CIRCUIT

個別ラップ表

Weather :Fine

Track :Dry

Full Course 2-Wheels(5,821m)

No	51	Best Time	2'10.730	160.297 km/h
Name	柴田 義将 Yoshimasa SHIBATA	Total Time	36'52.576	8 Laps
Team	Taira Promote Racing 2	Average Lap Time	4'45.943	
Type	YZF-R1	Today's Rank	9 / 22	
		Today's Top Time	2'06.783	165.287 km/h

No	51 (Driver1)	Best Time		km/h
Name		Total Time		Laps
Team	Taira Promote Racing 2	Average Lap Time		
Type	YZF-R1	Today's Rank		
		Today's Top Time	2'09.264	162.115 km/h

No	51 (Driver2)	Best Time		km/h
Name	柴田 義将	Total Time		Laps
Team	Taira Promote Racing 2	Average Lap Time		
Type	YZF-R1	Today's Rank		
		Today's Top Time	2'09.264	162.115 km/h

No	51 (Driver3)	Best Time		km/h
Name	Yoshimasa SHIBATA	Total Time		Laps
Team	Taira Promote Racing 2	Average Lap Time		
Type	YZF-R1	Today's Rank		
		Today's Top Time	2'09.264	162.115 km/h

Lap	Passing Time	Lap Time	Sec1	Sec2	Sec3	Sec4	km/h	Driver No
								0
1.	3'30.972 Pit	9'50.868 (6)	8'14.225	22.981	49.088	24.574	292.800	0
2.	13'21.840	2'11.450 (3)	36.115	22.154	48.703	24.478	293.779	0
3.	15'33.290	2'10.949 (2)	36.040	22.231	48.227	24.451	295.758	0
4.	17'44.239	12'07.033 (7)	39.689	26.814	49.994	24.614	285.195	0
5.	29'51.272	2'12.184 (4)	36.578	22.129	48.553	24.924	288.947	0
6.	32'03.456	B 2'10.730 (1)	36.064	22.077	48.124	24.465	288.000	0
7.	34'14.186	2'38.390 (5)	40.583	22.443	55.259	40.105	273.645	0
8.	36'52.576 Pit							



NGK SPARK PLUGS

SUZUKA 2&4 RACE



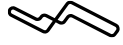
予選・決勝 SAT 決勝 SUN

4/22-23

2023 MFJ全日本ロードレース選手権シリーズ 第2戦

JSB1000 ART走行(無料) B Gr.

2023 / 4 / 21 :



SUZUKA CIRCUIT

個別ラップ表

Weather :Fine

Full Course 2-Wheels(5,821m)

Track :Dry

No	55	Best Time	2'09.335	162.026 km/h
Name	荒川 晃大 Kota ARAKAWA	Total Time	41'50.679	11 Laps
Team	MOTO BUM HONDA	Average Lap Time	3'57.416	
Type	CBR1000RR-R	Today's Rank	8 / 22	
		Today's Top Time	2'06.783	165.287 km/h

No	55 (Driver1)	Best Time		km/h
Name	荒川 晃大 Kota ARAKAWA	Total Time		Laps
Team	MOTO BUM HONDA	Average Lap Time		
Type	CBR1000RR-R	Today's Rank		
		Today's Top Time	2'09.264	162.115 km/h

No	55 (Driver2)	Best Time		km/h
Name	荒川 晃大	Total Time		Laps
Team	MOTO BUM HONDA	Average Lap Time		
Type	CBR1000RR-R	Today's Rank		
		Today's Top Time	2'09.264	162.115 km/h

No	55 (Driver3)	Best Time		km/h
Name	Kota ARAKAWA	Total Time		Laps
Team	MOTO BUM HONDA	Average Lap Time		
Type	CBR1000RR-R	Today's Rank		
		Today's Top Time	2'09.264	162.115 km/h

Lap	Passing Time	Lap Time	Sec1	Sec2	Sec3	Sec4	km/h	Driver No
1.	2'16.513			23.167	49.296	25.030	290.861	0
2.	4'43.661	2'27.148 (7)	36.097	22.323	49.906	38.822	275.361	0
3.	13'38.383	8'54.722 (9)	7'18.204	22.720	49.206	24.592	298.776	0
4.	15'55.846	2'17.463 (6)	41.370	23.009	48.983	24.101	297.763	0
5.	18'07.493	2'11.647 (5)	35.863	22.416	49.198	24.170	298.776	0
6.	20'18.475	2'10.982 (4)	35.996	22.348	48.283	24.355	297.763	0
7.	30'48.431	10'29.956 (10)	36.928	23.057	49.301	24.165	293.779	0
8.	32'57.766	B 2'09.335 (1)	35.697	22.009	47.777	23.852	296.757	0
9.	35'07.117	2'09.351 (2)	35.675	22.048	47.761	23.867	298.776	0
10.	39'40.641	4'33.524 (8)	39.584	23.228	48.662	24.211	291.827	0
11.	41'50.679	2'10.038 (3)	35.823	22.158	48.036	24.021	296.757	0



NGK SPARK PLUGS

SUZUKA 2&4 RACE



予選・決勝 SAT 決勝 SUN

4/22-23

2023 MFJ全日本ロードレース選手権シリーズ 第2戦

JSB1000 ART走行(無料) B Gr.

2023 / 4 / 21 :

 SUZUKA CIRCUIT
Full Course 2-Wheels(5,821m)

個別ラップ表

Weather :Fine
Track :Dry

No	57	Best Time	2'12.469	158.192 km/h
Name	長谷川 修大 Shudai HASEGAWA	Total Time	35'50.552	11 Laps
Team	Team de"LIGHT	Average Lap Time	3'20.464	
Type	Panigale V4R	Today's Rank	13 / 22	
		Today's Top Time	2'06.783	165.287 km/h

No	57 (Driver1)	Best Time		km/h
Name		Total Time		Laps
Team	Team de"LIGHT	Average Lap Time		
Type	Panigale V4R	Today's Rank		
		Today's Top Time	2'09.264	162.115 km/h

No	57 (Driver2)	Best Time		km/h
Name	長谷川 修大	Total Time		Laps
Team	Team de"LIGHT	Average Lap Time		
Type	Panigale V4R	Today's Rank		
		Today's Top Time	2'09.264	162.115 km/h

No	57 (Driver3)	Best Time		km/h
Name	Shudai HASEGAWA	Total Time		Laps
Team	Team de"LIGHT	Average Lap Time		
Type	Panigale V4R	Today's Rank		
		Today's Top Time	2'09.264	162.115 km/h

Lap	Passing Time	Lap Time	Sec1	Sec2	Sec3	Sec4	km/h	Driver No
1.	2'25.910			24.667	50.866	25.774	284.272	0
2.	4'55.672	2'29.762 (8)	36.892	23.228	49.558	40.084	249.545	0
3.	13'45.147	8'49.475 (10)	7'10.948	23.596	49.347	25.584	283.355	0
4.	15'59.122	2'13.975 (6)	36.954	22.799	49.129	25.093	296.757	0
5.	18'12.737	2'13.615 (4)	36.811	22.959	49.061	24.784	300.822	0
6.	20'26.645	2'13.908 (5)	36.906	22.971	49.312	24.719	296.757	0
7.	26'44.319	6'17.674 (9)	40.615	23.325	49.176	24.716	294.765	0
8.	28'57.559	2'13.240 (2)	36.318	22.835	49.614	24.473	298.776	0
9.	31'10.028	B 2'12.469 (1)	36.063	22.514	48.676	25.216	299.795	0
10.	33'37.198	2'27.170 (7)	49.233	23.677	49.315	24.945	296.757	0
11.	35'50.552	2'13.354 (3)	36.278	22.747	49.593	24.736	297.763	0



NGK SPARK PLUGS

SUZUKA 2&4 RACE



予選・決勝 SAT 決勝 SUN

4/22-23

2023 MFJ全日本ロードレース選手権シリーズ 第2戦

JSB1000 ART走行(無料) B Gr.

2023 / 4 / 21 :



SUZUKA CIRCUIT

個別ラップ表

Weather :Fine

Full Course 2-Wheels(5,821m)

Track :Dry

No	61	Best Time	2'09.257	162.124 km/h
Name	Andi Farid Izdihar Andi Farid Izdihar	Total Time	40'26.715	12 Laps
Team	Honda Asia-Dream Racing with SHOWA2	Average Lap Time	3'27.849	
Type	CBR1000RR-R	Today's Rank	6 / 22	
		Today's Top Time	2'06.783	165.287 km/h

No	61 (Driver1)	Best Time		km/h
Name		Total Time		Laps
Team	Honda Asia-Dream Racing with SHOWA2	Average Lap Time		
Type	CBR1000RR-R	Today's Rank		
		Today's Top Time	2'09.264	162.115 km/h

No	61 (Driver2)	Best Time		km/h
Name	Andi Farid IZDIHAR	Total Time		Laps
Team	Honda Asia-Dream Racing with SHOWA2	Average Lap Time		
Type	CBR1000RR-R	Today's Rank		
		Today's Top Time	2'09.264	162.115 km/h

Lap	Passing Time	Lap Time	Sec1	Sec2	Sec3	Sec4	km/h	Driver No
				23.936	50.124	24.651	298.776	0
1.	2'20.376							
2.	4'30.721	2'10.345 (5)	35.832	22.219	47.638	24.656	285.195	0
3.	14'08.107	9'37.386 (11)	45.608	25.111	50.981	24.899	295.758	0
4.	16'23.865	2'15.758 (8)	39.227	23.150	48.975	24.406	300.822	0
5.	18'33.946	2'10.081 (4)	36.001	22.392	47.784	23.904	302.897	0
6.	20'54.208	2'20.262 (9)	44.605	22.845	48.816	23.996	301.856	0
7.	23'05.343	2'11.135 (6)	36.153	22.284	48.753	23.945	302.897	0
8.	25'15.194	2'09.851 (2)	35.880	22.378	47.913	23.680	302.897	0
9.	33'55.049	8'39.855 (10)	37.754	23.632	50.917	24.791	292.800	0
10.	36'05.091	2'10.042 (3)	35.989	22.340	47.794	23.919	305.000	0
11.	38'14.348	B 2'09.257 (1)	35.684	22.332	47.596	23.645	305.000	0
12.	40'26.715	2'12.367 (7)	35.885	22.970	49.334	24.178	300.822	0



NGK SPARK PLUGS

SUZUKA 2&4 RACE



予選・決勝 SAT 決勝 SUN

4/22-23

2023 MFJ全日本ロードレース選手権シリーズ 第2戦

JSB1000 ART走行(無料) B Gr.

2023 / 4 / 21 :

 SUZUKA CIRCUIT
Full Course 2-Wheels(5,821m)

個別ラップ表

Weather :Fine
Track :Dry

No	65	Best Time	2'13.629	156.819 km/h
Name	武田 数馬 Kazuma TAKEDA	Total Time	41'17.390	10 Laps
Team	Hamamatsu Team TITAN	Average Lap Time	4'18.997	
Type	GSX-R1000R	Today's Rank	15 / 22	
		Today's Top Time	2'06.783	165.287 km/h

No	65 (Driver1)	Best Time		km/h
Name		Total Time		Laps
Team	Hamamatsu Team TITAN	Average Lap Time		
Type	GSX-R1000R	Today's Rank		
		Today's Top Time	2'09.264	162.115 km/h

No	65 (Driver2)	Best Time		km/h
Name	武田 数馬	Total Time		Laps
Team	Hamamatsu Team TITAN	Average Lap Time		
Type	GSX-R1000R	Today's Rank		
		Today's Top Time	2'09.264	162.115 km/h

No	65 (Driver3)	Best Time		km/h
Name	Kazuma TAKEDA	Total Time		Laps
Team	Hamamatsu Team TITAN	Average Lap Time		
Type	GSX-R1000R	Today's Rank		
		Today's Top Time	2'09.264	162.115 km/h

Lap	Passing Time	Lap Time	Sec1	Sec2	Sec3	Sec4	km/h	Driver No
				23.939	50.717	25.441	288.947	0
1.	2'26.416							
		2'15.872 (4)	37.684	23.128	50.100	24.960	288.000	0
2.	4'42.288							
		9'39.012 (8)	39.118	23.737	49.907	24.939	288.000	0
3.	14'21.300							
		2'15.990 (5)	37.617	23.155	49.873	25.345	287.059	0
4.	16'37.290							
		2'16.242 (6)	37.614	23.125	50.054	25.449	287.059	0
5.	18'53.532							
		13'23.492 (9)	38.290	23.382	50.024	24.855	286.124	0
6.	32'17.024							
		B 2'13.629 (1)	36.986	22.836	49.172	24.635	285.195	0
7.	34'30.653							
		2'15.337 (3)	37.498	23.005	49.705	25.129	288.947	0
8.	36'45.990							
		2'15.070 (2)	37.405	22.990	49.869	24.806	288.000	0
9.	39'01.060							
		2'16.330 (7)	37.513	23.007	50.590	25.220	290.861	0
10.	41'17.390							



NGK SPARK PLUGS

SUZUKA 2&4 RACE



予選・決勝 SAT 決勝 SUN

4/22-23

2023 MFJ全日本ロードレース選手権シリーズ 第2戦

JSB1000 ART走行(無料) B Gr.

2023 / 4 / 21 :

SUZUKA CIRCUIT

個別ラップ表

Weather :Fine

Full Course 2-Wheels(5,821m)

Track :Dry

No	67	Best Time	2'08.493	163.087 km/h
Name	井手 翔太 Shota ITE	Total Time	41'39.744	10 Laps
Team	AKENO SPEED・YSP OSAKA MINOH	Average Lap Time	3'08.837	
Type	YZF-R1	Today's Rank	3 / 22	
		Today's Top Time	2'06.783	165.287 km/h

No	67 (Driver1)	Best Time		km/h
Name		Total Time		Laps
Team	AKENO SPEED・YSP OSAKA MINOH	Average Lap Time		
Type	YZF-R1	Today's Rank		
		Today's Top Time	2'09.264	162.115 km/h

No	67 (Driver2)	Best Time		km/h
Name	井手 翔太	Total Time		Laps
Team	AKENO SPEED・YSP OSAKA MINOH	Average Lap Time		
Type	YZF-R1	Today's Rank		
		Today's Top Time	2'09.264	162.115 km/h

No	67 (Driver3)	Best Time		km/h
Name	Shota ITE	Total Time		Laps
Team	AKENO SPEED・YSP OSAKA MINOH	Average Lap Time		
Type	YZF-R1	Today's Rank		
		Today's Top Time	2'09.264	162.115 km/h

Lap	Passing Time	Lap Time	Sec1	Sec2	Sec3	Sec4	km/h	Driver No
1.	13'20.210			23.146	48.530	24.531	294.765	0
2.	15'28.718	2'08.508 (2)	35.507	21.949	47.200	23.852	302.897	0
3.	17'37.211	B 2'08.493 (1)	35.366	21.781	47.504	23.842	294.765	0
4.	25'51.931	8'14.720 (9)	45.054	23.391	50.518	24.719	292.800	0
5.	28'03.540	2'11.609 (6)	36.184	23.114	48.286	24.025	292.800	0
6.	30'12.969	2'09.429 (4)	35.664	21.979	47.811	23.975	291.827	0
7.	35'08.808	4'55.839 (8)	37.536	22.602	54.707	24.375	294.765	0
8.	37'18.204	2'09.396 (3)	35.619	21.992	47.979	23.806	293.779	0
9.	39'30.107	2'11.903 (7)	36.508	22.956	48.002	24.437	295.758	0
10.	41'39.744	2'09.637 (5)	35.834	22.031	47.704	24.068	295.758	0



NGK SPARK PLUGS

SUZUKA 2&4 RACE



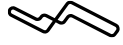
予選・決勝 SAT 決勝 SUN

4/22-23

2023 MFJ全日本ロードレース選手権シリーズ 第2戦

JSB1000 ART走行(無料) B Gr.

2023 / 4 / 21 :



SUZUKA CIRCUIT

個別ラップ表

Weather :Fine

Track :Dry

Full Course 2-Wheels(5,821m)

No	69	Best Time	2'11.595	159.243 km/h
Name	出口 修 Osamu DEGUCHI	Total Time	40'38.749	9 Laps
Team	MurayamaUnso.Honda Dream.KW	Average Lap Time	3'20.888	
Type	CBR1000RR-R	Today's Rank	11 / 22	
		Today's Top Time	2'06.783	165.287 km/h

No	69 (Driver1)	Best Time		km/h
Name		Total Time		Laps
Team	MurayamaUnso.Honda Dream.KW	Average Lap Time		
Type	CBR1000RR-R	Today's Rank		
		Today's Top Time	2'09.264	162.115 km/h

No	69 (Driver2)	Best Time		km/h
Name	出口 修	Total Time		Laps
Team	MurayamaUnso.Honda Dream.KW	Average Lap Time		
Type	CBR1000RR-R	Today's Rank		
		Today's Top Time	2'09.264	162.115 km/h

No	69 (Driver3)	Best Time		km/h
Name	Osamu DEGUCHI	Total Time		Laps
Team	MurayamaUnso.Honda Dream.KW	Average Lap Time		
Type	CBR1000RR-R	Today's Rank		
		Today's Top Time	2'09.264	162.115 km/h

Lap	Passing Time	Lap Time	Sec1	Sec2	Sec3	Sec4	km/h	Driver No
				23.858	50.295	25.012	290.861	0
1.	13'51.643							
		2'13.119 (6)	36.933	22.735	48.942	24.509	297.763	0
2.	16'04.762							
		2'12.381 (5)	36.570	22.532	48.779	24.500	293.779	0
3.	18'17.143							
		5'59.660 (7)	40.153	23.523	48.900	24.335	291.827	0
4.	24'16.803							
		2'12.181 (3)	36.600	22.610	48.312	24.659	285.195	0
5.	26'28.984							
		B 2'11.595 (1)	36.373	22.416	48.474	24.332	289.901	0
6.	28'40.579							
		7'33.845 (8)	39.806	23.248	51.138	24.746	293.779	0
7.	36'14.424							
		2'12.206 (4)	36.733	22.625	48.359	24.489	294.765	0
8.	38'26.630							
		2'12.119 (2)	36.683	22.625	48.479	24.332	295.758	0
9.	40'38.749							



NGK SPARK PLUGS

SUZUKA 2&4 RACE



予選・決勝 SAT 決勝 SUN

4/22-23

2023 MFJ全日本ロードレース選手権シリーズ 第2戦

JSB1000 ART走行(無料) B Gr.

2023 / 4 / 21 :

 SUZUKA CIRCUIT
Full Course 2-Wheels(5,821m)

個別ラップ表

Weather :Fine
Track :Dry

No	71	Best Time	2'12.765	157.840 km/h
Name	小島 一浩 Kazuhiro KOJIMA	Total Time	37'54.638	11 Laps
Team	HondaRyokuyoukaiKumamotoRacing	Average Lap Time	3'32.346	
Type	CBR1000RR-R	Today's Rank	14 / 22	
		Today's Top Time	2'06.783	165.287 km/h
No	71 (Driver1)	Best Time		km/h
Name		Total Time		Laps
Team	HondaRyokuyoukaiKumamotoRacing	Average Lap Time		
Type	CBR1000RR-R	Today's Rank		
		Today's Top Time	2'09.264	162.115 km/h
No	71 (Driver2)	Best Time		km/h
Name	小島 一浩	Total Time		Laps
Team	HondaRyokuyoukaiKumamotoRacing	Average Lap Time		
Type	CBR1000RR-R	Today's Rank		
		Today's Top Time	2'09.264	162.115 km/h
No	71 (Driver3)	Best Time		km/h
Name	Kazuhiro KOJIMA	Total Time		Laps
Team	HondaRyokuyoukaiKumamotoRacing	Average Lap Time		
Type	CBR1000RR-R	Today's Rank		
		Today's Top Time	2'09.264	162.115 km/h

Lap	Passing Time	Lap Time	Sec1	Sec2	Sec3	Sec4	km/h	Driver No
1.	2'31.171			25.294	51.378	25.933	285.195	0
2.	5'03.726	Pit						
		2'32.555 (8)	38.417	23.608	51.204	39.326	260.653	0
3.	13'24.425	8'20.699 (9)	6'42.328	23.293	49.753	25.325	290.861	0
		2'13.868 (6)	37.100	22.659	48.992	25.117	289.901	0
4.	15'38.293	2'13.939 (7)	36.946	22.900	49.186	24.907	295.758	0
		8'57.377 (10)	39.325	23.359	49.793	25.030	293.779	0
5.	17'52.232	2'13.301 (5)	37.005	22.635	48.905	24.756	295.758	0
		2'13.077 (4)	36.671	22.598	48.958	24.850	279.745	0
6.	26'49.609	B 2'12.765 (1)	36.908	22.573	48.740	24.544	294.765	0
		2'12.851 (2)	36.795	22.705	48.777	24.574	296.757	0
7.	29'02.910	2'13.035 (3)	36.812	22.814	48.809	24.600	295.758	0
8.	31'15.987							
9.	33'28.752							
10.	35'41.603							
11.	37'54.638							



NGK SPARK PLUGS

SUZUKA 2&4 RACE



予選・決勝 SAT 決勝 SUN

4/22-23

2023 MFJ全日本ロードレース選手権シリーズ 第2戦

JSB1000 ART走行(無料) B Gr.

2023 / 4 / 21 :



SUZUKA CIRCUIT

個別ラップ表

Weather :Fine

Full Course 2-Wheels(5,821m)

Track :Dry

No	73	Best Time	2'15.569	154.575 km/h
Name	遠藤 晃慶 Akiyoshi ENDO	Total Time	37'21.335	10 Laps
Team	IRF with AZURLANE4	Average Lap Time	2'37.394	
Type	YZF-R1	Today's Rank	20 / 22	
		Today's Top Time	2'06.783	165.287 km/h

No	73 (Driver1)	Best Time		km/h
Name		Total Time		Laps
Team	IRF with AZURLANE4	Average Lap Time		
Type	YZF-R1	Today's Rank		
		Today's Top Time	2'09.264	162.115 km/h

No	73 (Driver2)	Best Time		km/h
Name	遠藤 晃慶	Total Time		Laps
Team	IRF with AZURLANE4	Average Lap Time		
Type	YZF-R1	Today's Rank		
		Today's Top Time	2'09.264	162.115 km/h

No	73 (Driver3)	Best Time		km/h
Name	Akiyoshi ENDO	Total Time		Laps
Team	IRF with AZURLANE4	Average Lap Time		
Type	YZF-R1	Today's Rank		
		Today's Top Time	2'09.264	162.115 km/h

Lap	Passing Time	Lap Time	Sec1	Sec2	Sec3	Sec4	km/h	Driver No
				24.256	51.684	25.801	279.745	0
1.	13'44.784	2'17.344 (6)	37.943	23.517	50.445	25.439	288.947	0
2.	16'02.128	2'16.447 (4)	37.273	23.432	50.630	25.112	290.861	0
3.	18'18.575	2'39.820 (8)	37.133	23.705	51.126	47.856	221.818	0
4.	20'58.395	Pit						
		4'59.018 (9)	3'18.945	23.723	50.892	25.458	283.355	0
5.	25'57.413	2'19.229 (7)	37.042	23.221	50.287	28.679	287.059	0
6.	28'16.642	2'15.983 (2)	36.846	23.439	50.459	25.239	282.444	0
7.	30'32.625	B 2'15.569 (1)	36.926	23.261	50.240	25.142	284.272	0
8.	32'48.194	2'16.074 (3)	36.955	23.292	50.488	25.339	283.355	0
9.	35'04.268	2'17.067 (5)	36.853	23.491	50.901	25.822	275.361	0
10.	37'21.335							



NGK SPARK PLUGS

SUZUKA 2&4 RACE



予選・決勝 SAT 決勝 SUN

4/22-23

2023 MFJ全日本ロードレース選手権シリーズ 第2戦

JSB1000 ART走行(無料) B Gr.

2023 / 4 / 21 :



SUZUKA CIRCUIT

個別ラップ表

Weather :Fine

Track :Dry

Full Course 2-Wheels(5,821m)

No	75	Best Time	2'14.482	155.825 km/h
Name	中島 陽向 Hinata NAKAJIMA	Total Time	41'17.170	10 Laps
Team	BIZENSEIKIKirimotoTechnoWorks2	Average Lap Time	4'19.202	
Type	Ninja ZX-10RR	Today's Rank	18 / 22	
		Today's Top Time	2'06.783	165.287 km/h

No	75 (Driver1)	Best Time		km/h
Name	中島 陽向 Hinata NAKAJIMA	Total Time		Laps
Team	BIZENSEIKIKirimotoTechnoWorks2	Average Lap Time		
Type	Ninja ZX-10RR	Today's Rank		
		Today's Top Time	2'09.264	162.115 km/h

No	75 (Driver2)	Best Time		km/h
Name	中島 陽向	Total Time		Laps
Team	BIZENSEIKIKirimotoTechnoWorks2	Average Lap Time		
Type	Ninja ZX-10RR	Today's Rank		
		Today's Top Time	2'09.264	162.115 km/h

No	75 (Driver3)	Best Time		km/h
Name	Hinata NAKAJIMA	Total Time		Laps
Team	BIZENSEIKIKirimotoTechnoWorks2	Average Lap Time		
Type	Ninja ZX-10RR	Today's Rank		
		Today's Top Time	2'09.264	162.115 km/h

Lap	Passing Time	Lap Time	Sec1	Sec2	Sec3	Sec4	km/h	Driver No
1.	2'24.347			24.241	50.247	25.182	289.901	0
2.	4'40.280	2'15.933 (5)	37.616	23.201	49.937	25.179	271.950	0
3.	13'22.026	8'41.746 (8)	40.149	23.542	49.435	25.159	290.861	0
4.	15'36.508	B 2'14.482 (1)	37.004	22.984	49.460	25.034	292.800	0
5.	26'47.421	11'10.913 (9)	37.918	23.505	49.842	24.911	288.947	0
6.	29'03.739	2'16.318 (6)	37.708	23.135	49.941	25.534	288.947	0
7.	31'19.142	2'15.403 (3)	37.624	23.200	49.835	24.744	288.947	0
8.	33'34.631	2'15.489 (4)	37.467	22.941	49.963	25.118	290.861	0
9.	35'49.272	2'14.641 (2)	37.206	22.947	49.561	24.927	293.779	0
10.	41'17.170	5'27.898 (7)	38.039	23.618	50.741	25.101	286.124	0



NGK SPARK PLUGS

SUZUKA 2&4 RACE



予選・決勝 SAT 決勝 SUN

4/22-23

2023 MFJ全日本ロードレース選手権シリーズ 第2戦

JSB1000 ART走行(無料) B Gr.

2023 / 4 / 21 :

SUZUKA CIRCUIT

個別ラップ表

Weather :Fine

Full Course 2-Wheels(5,821m)

Track :Dry

No	79	Best Time	2'14.374	155.950 km/h
Name	本田 恵一 Keiichi HONDA	Total Time	35'38.677	12 Laps
Team	Honda soyukai Tochigi Racing	Average Lap Time	2'58.200	
Type	CBR1000RR-R	Today's Rank	17 / 22	
		Today's Top Time	2'06.783	165.287 km/h

No	79 (Driver1)	Best Time		km/h
Name		Total Time		Laps
Team	Honda soyukai Tochigi Racing	Average Lap Time		
Type	CBR1000RR-R	Today's Rank		
		Today's Top Time	2'09.264	162.115 km/h

No	79 (Driver2)	Best Time		km/h
Name	本田 恵一	Total Time		Laps
Team	Honda soyukai Tochigi Racing	Average Lap Time		
Type	CBR1000RR-R	Today's Rank		
		Today's Top Time	2'09.264	162.115 km/h

No	79 (Driver3)	Best Time		km/h
Name	Keiichi HONDA	Total Time		Laps
Team	Honda soyukai Tochigi Racing	Average Lap Time		
Type	CBR1000RR-R	Today's Rank		
		Today's Top Time	2'09.264	162.115 km/h

Lap	Passing Time	Lap Time	Sec1	Sec2	Sec3	Sec4	km/h	Driver No
1.	2'58.468			24.879	51.910	26.043	291.827	0
2.	5'18.358	2'19.890 (8)	38.634	23.826	51.473	25.957	290.861	0
3.	8'19.064	Pit 3'00.706 (9)	38.366	24.161	1'06.449	51.730	128.798	0
4.	13'57.699	5'38.635 (10)	3'56.640	24.425	51.852	25.718	291.827	0
5.	16'15.554	2'17.855 (6)	37.954	23.605	50.847	25.449	295.758	0
6.	18'32.519	2'16.965 (3)	37.749	23.654	50.304	25.258	293.779	0
7.	20'49.954	2'17.435 (4)	37.788	23.500	50.688	25.459	292.800	0
8.	23'07.445	2'17.491 (5)	38.061	23.504	50.534	25.392	295.758	0
9.	25'25.542	2'18.097 (7)	37.773	23.819	50.722	25.783	291.827	0
10.	31'09.898	5'44.356 (11)	42.034	23.923	50.242	25.132	293.779	0
11.	33'24.303	2'14.405 (2)	36.941	22.959	49.554	24.951	295.758	0
12.	35'38.677	B 2'14.374 (1)	36.903	23.001	49.522	24.948	295.758	0



NGK SPARK PLUGS

SUZUKA 2&4 RACE



予選・決勝 SAT 決勝 SUN

4/22-23

2023 MFJ全日本ロードレース選手権シリーズ 第2戦

JSB1000 ART走行(無料) B Gr.

2023 / 4 / 21 :



SUZUKA CIRCUIT

個別ラップ表

Weather :Fine

Track :Dry

Full Course 2-Wheels(5,821m)

No	81	Best Time	2'14.031	156.349 km/h
Name	平野 ルナ Runa HIRANO	Total Time	41'39.655	13 Laps
Team	Dr.Dry Racing with ACE CAFÉ.TMR	Average Lap Time	3'15.969	
Type	GSX-R1000R	Today's Rank	16 / 22	
		Today's Top Time	2'06.783	165.287 km/h

No	81 (Driver1)	Best Time		km/h
Name		Total Time		Laps
Team	Dr.Dry Racing with ACE CAFÉ.TMR	Average Lap Time		
Type	GSX-R1000R	Today's Rank		
		Today's Top Time	2'09.264	162.115 km/h

No	81 (Driver2)	Best Time		km/h
Name	平野 ルナ	Total Time		Laps
Team	Dr.Dry Racing with ACE CAFÉ.TMR	Average Lap Time		
Type	GSX-R1000R	Today's Rank		
		Today's Top Time	2'09.264	162.115 km/h

No	81 (Driver3)	Best Time		km/h
Name	Runa HIRANO	Total Time		Laps
Team	Dr.Dry Racing with ACE CAFÉ.TMR	Average Lap Time		
Type	GSX-R1000R	Today's Rank		
		Today's Top Time	2'09.264	162.115 km/h

Lap	Passing Time	Lap Time	Sec1	Sec2	Sec3	Sec4	km/h	Driver No
1.	2'28.020			24.247	51.454	25.778	281.538	0
2.	5'01.385	Pit						
3.	13'25.290	8'23.905 (12)	6'45.976	23.121	49.920	24.888	284.272	0
4.	15'39.795	2'14.505 (2)	37.374	22.963	49.429	24.739	287.059	0
5.	17'53.826	B 2'14.031 (1)	36.839	22.996	49.468	24.728	285.195	0
6.	23'11.211	5'17.385 (11)	39.618	23.336	50.373	24.958	284.272	0
7.	25'25.745	2'14.534 (3)	37.106	22.903	49.719	24.806	283.355	0
8.	27'41.517	2'15.772 (6)	37.454	23.368	50.048	24.902	285.195	0
9.	32'36.314	4'54.797 (10)	37.790	23.483	50.350	25.076	282.444	0
10.	34'50.885	2'14.571 (4)	37.205	23.074	49.484	24.808	285.195	0
11.	37'05.500	2'14.615 (5)	37.175	23.134	49.377	24.929	287.059	0
12.	39'21.576	2'16.076 (7)	37.536	23.183	49.898	25.459	282.444	0
13.	41'39.655	2'18.079 (8)	38.176	24.123	50.570	25.210	277.975	0