

2026 SUZUKA CHAMPION CUP RACE Round2

FJ1500/S-FJ 特別スポーツ走行 2回目

2026 / 6 / 12 :

 **SUZUKA CIRCUIT**
Full Course 4-Wheels(5,807m)

個別ラップ表


No	6	Best Time	2'14.496	155.434 km/h
Name	河野 晃大	Total Time	19'39.711	8 Laps
Team	レガレーシングガレージ	Average Lap Time	2'24.576	
Type	KKS-II	Today's Rank	5 / 16	
		Today's Top Time	2'13.935	156.085 km/h

Lap	Passing Time	Lap Time	Sec1	Sec2	Sec3	Sec4	km/h
				23.417	52.126	32.445	196.071
1.	2'47.678 Pit	3'00.072 (7)	1'20.912	22.958	51.015	25.187	195.200
2.	5'47.750	2'15.150 (2)	37.506	22.186	50.432	25.026	196.071
3.	8'02.900	2'23.920 (5)	45.423	22.752	50.593	25.152	195.635
4.	10'26.820	2'15.281 (3)	37.662	22.227	50.376	25.016	195.635
5.	12'42.101	2'15.921 (4)	37.465	22.318	50.543	25.595	195.200
6.	14'58.022	B 2'14.496 (1)	37.370	22.155	49.904	25.067	199.636
7.	17'12.518	2'27.193 (6)	39.480	22.820	51.142	33.751	195.200
8.	19'39.711 Pit						

2026 SUZUKA CHAMPION CUP RACE Round2

FJ1500/S-FJ 特別スポーツ走行 2回目

2026 / 6 / 12 :



SUZUKA CIRCUIT
Full Course 4-Wheels(5,807m)

個別ラップ表

No	7	Best Time	2'14.184	155.795 km/h
Name	柱本 翔夢伊	Total Time	18'49.047	8 Laps
Team	REV RACING with LAPS	Average Lap Time	2'19.309	
Type	KKS-II	Today's Rank	3 / 16	
		Today's Top Time	2'13.935	156.085 km/h

Lap	Passing Time	Lap Time	Sec1	Sec2	Sec3	Sec4	km/h
				23.292	51.047	25.588	195.200
1.	2'33.882						
2.	4'50.411	2'16.529 (4)	38.543	22.488	50.148	25.350	202.396
3.	7'08.253	2'17.842 (5)	37.760	22.969	51.292	25.821	190.542
4.	9'22.905	2'14.652 (2)	37.364	22.145	50.060	25.083	202.396
5.	11'46.364	2'23.459 (6)	37.340	27.550	52.722	25.847	195.635
6.	14'01.225	2'14.861 (3)	37.521	22.199	49.980	25.161	197.393
7.	16'15.409	B 2'14.184 (1)	37.378	22.041	49.986	24.779	198.284
8.	18'49.047 Pit	2'33.638 (7)	39.974	22.370	52.671	38.623	196.510

2026 SUZUKA CHAMPION CUP RACE Round2

FJ1500/S-FJ 特別スポーツ走行 2回目

2026 / 6 / 12 :

 **SUZUKA CIRCUIT**
Full Course 4-Wheels(5,807m)

個別ラップ表


No	9	Best Time	2'14.206	155.769 km/h
Name	小野原 悠	Total Time	18'01.100	7 Laps
Team	FTK・レカレーション・ガレージ with LAPS	Average Lap Time	2'34.193	
Type	KKS-II	Today's Rank	4 / 16	
		Today's Top Time	2'13.935	156.085 km/h

Lap	Passing Time	Lap Time	Sec1	Sec2	Sec3	Sec4	km/h
				23.402	51.295	25.909	193.907
1.	2'35.938						
2.	4'50.787	2'14.849 (2)	37.651	22.378	49.893	24.927	201.468
3.	7'21.848	2'31.061 (4)	39.683	27.340	57.580	26.458	179.265
4.	9'36.054	B 2'14.206 (1)	37.260	22.184	49.980	24.782	197.838
5.	12'16.941 Pit	2'40.887 (5)	50.877	27.158	52.015	30.837	195.635
6.	15'36.591	3'19.650 (6)	1'42.135	22.318	50.107	25.090	196.071
7.	18'01.100 Pit	2'24.509 (3)	37.245	22.322	50.266	34.676	195.200

2026 SUZUKA CHAMPION CUP RACE Round2

FJ1500/S-FJ 特別スポーツ走行 2回目

2026 / 6 / 12 :

 **SUZUKA CIRCUIT**
Full Course 4-Wheels(5,807m)

個別ラップ表

No	35	Best Time	2'13.977	156.036 km/h
Name	井出 七星翔	Total Time	19'37.191	8 Laps
Team	RSイティア/イーグルKKS2	Average Lap Time	2'15.912	
Type	KKS-II	Today's Rank	2 / 16	
		Today's Top Time	2'13.935	156.085 km/h

Lap	Passing Time	Lap Time	Sec1	Sec2	Sec3	Sec4	km/h
				23.584	51.130	25.467	196.510
1.	3'45.801						
2.	6'00.680	2'14.879 (6)	37.852	22.027	50.019	24.981	198.284
3.	8'14.941	2'14.261 (3)	37.430	22.049	49.972	24.810	199.184
4.	10'29.681	2'14.740 (5)	37.519	22.142	50.040	25.039	199.184
5.	12'43.658	B 2'13.977 (1)	37.329	21.980	49.837	24.831	199.636
6.	14'57.713	2'14.055 (2)	37.273	22.007	49.838	24.937	200.548
7.	17'12.198	2'14.485 (4)	37.326	21.991	49.947	25.221	197.393
8.	19'37.191 Pit	2'24.993 (7)	38.609	22.817	50.820	32.747	196.951



2026 SUZUKA CHAMPION CUP RACE Round2

FJ1500/S-FJ 特別スポーツ走行 2回目

2026 / 6 / 12 :

SUZUKA CIRCUIT
Full Course 4-Wheels(5,807m)

個別ラップ表

No	38	Best Time	2'15.042	154.805 km/h
Name	畠山 泰三	Total Time	18'35.444	8 Laps
Team	HobbyBase&MYST	Average Lap Time	2'18.911	
Type	KKS-II	Today's Rank	9 / 16	
		Today's Top Time	2'13.935	156.085 km/h

Lap	Passing Time	Lap Time	Sec1	Sec2	Sec3	Sec4	km/h
				23.751	51.295	26.429	183.382
1.	2'23.066						
2.	4'39.980	2'16.914 (6)	37.928	22.786	50.785	25.415	196.071
3.	6'56.564	2'16.584 (5)	37.906	22.914	50.552	25.212	197.393
4.	9'12.411	2'15.847 (4)	37.866	22.584	50.213	25.184	197.393
5.	11'28.164	2'15.753 (3)	38.056	22.525	50.241	24.931	199.184
6.	13'43.206	B 2'15.042 (1)	37.512	22.274	50.289	24.967	197.838
7.	15'58.686	2'15.480 (2)	37.862	22.561	50.157	24.900	200.091
8.	18'35.444 Pit	2'36.758 (7)	37.593	22.567	54.618	41.980	151.710



2026 SUZUKA CHAMPION CUP RACE Round2

FJ1500/S-FJ 特別スポーツ走行 2回目

2026 / 6 / 12 :

SUZUKA CIRCUIT
Full Course 4-Wheels(5,807m)

個別ラップ表

No	50	Best Time	2'15.249	154.568 km/h
Name	伊藤 聖七	Total Time	18'38.623	8 Laps
Team	KK-S2	Average Lap Time	2'18.225	
Type	KKS-II	Today's Rank	10 / 16	
		Today's Top Time	2'13.935	156.085 km/h

Lap	Passing Time	Lap Time	Sec1	Sec2	Sec3	Sec4	km/h
				23.381	51.162	25.577	197.393
1.	2'31.044						
2.	4'47.592	2'16.548 (6)	38.241	22.567	50.613	25.127	198.284
3.	7'03.910	2'16.318 (5)	37.955	22.555	50.723	25.085	196.951
4.	9'19.443	2'15.533 (2)	37.807	22.330	50.380	25.016	197.393
5.	11'35.023	2'15.580 (3)	37.775	22.409	50.343	25.053	197.838
6.	13'50.644	2'15.621 (4)	37.872	22.443	50.271	25.035	197.393
7.	16'05.893	B 2'15.249 (1)	37.614	22.474	50.223	24.938	197.838
8.	18'38.623 Pit	2'32.730 (7)	37.703	22.266	50.959	41.802	180.370



2026 SUZUKA CHAMPION CUP RACE Round2

FJ1500/S-FJ 特別スポーツ走行 2回目

2026 / 6 / 12 :

SUZUKA CIRCUIT
Full Course 4-Wheels(5,807m)

個別ラップ表

No	55	Best Time	2'14.686	155.214 km/h
Name	板倉 慎哉	Total Time	18'39.967	8 Laps
Team	AMORE TOKYO★表参道★KKS II	Average Lap Time	2'17.420	
Type	KKS-II	Today's Rank	6 / 16	
		Today's Top Time	2'13.935	156.085 km/h

Lap	Passing Time	Lap Time	Sec1	Sec2	Sec3	Sec4	km/h
				23.593	52.265	26.045	197.393
1.	2'38.026						
		2'15.600 (5)	38.015	22.498	50.258	24.829	200.548
2.	4'53.626						
		2'15.938 (6)	37.977	22.336	50.488	25.137	198.733
3.	7'09.564						
		B 2'14.686 (1)	37.433	22.341	50.109	24.803	200.548
4.	9'24.250						
		2'15.149 (3)	37.577	22.383	50.294	24.895	199.636
5.	11'39.399						
		2'15.363 (4)	37.587	22.490	50.249	25.037	199.636
6.	13'54.762						
		2'14.842 (2)	37.376	22.357	50.130	24.979	197.393
7.	16'09.604						
		2'30.363 (7)	37.535	22.250	51.460	39.118	193.907
8.	18'39.967	Pit					



2026 SUZUKA CHAMPION CUP RACE Round2

FJ1500/S-FJ 特別スポーツ走行 2回目

2026 / 6 / 12 :

SUZUKA CIRCUIT
Full Course 4-Wheels(5,807m)

個別ラップ表

No	58	Best Time	2'14.866	155.007 km/h
Name	太田 援増	Total Time	19'43.948	8 Laps
Team	MYST 制動屋 KK-S II	Average Lap Time	2'28.409	
Type	KKS-II	Today's Rank	7 / 16	
		Today's Top Time	2'13.935	156.085 km/h

Lap	Passing Time	Lap Time	Sec1	Sec2	Sec3	Sec4	km/h
				23.001	51.793	25.547	195.200
1.	2'25.084						
2.	4'46.601	2'21.517 (5)	37.946	22.472	50.365	30.734	199.184
		Pit					
3.	8'13.718	3'27.117 (7)	1'48.280	22.838	50.717	25.282	196.951
4.	10'30.055	2'16.337 (4)	38.186	22.429	50.510	25.212	202.396
5.	12'45.648	2'15.593 (3)	37.620	22.263	50.548	25.162	196.951
6.	15'00.674	2'15.026 (2)	37.722	22.248	50.124	24.932	197.838
7.	17'15.540	B 2'14.866 (1)	37.564	22.263	49.931	25.108	197.838
8.	19'43.948	2'28.408 (6)	39.862	23.972	52.071	32.503	196.510
		Pit					



2026 SUZUKA CHAMPION CUP RACE Round2

FJ1500/S-FJ 特別スポーツ走行 2回目

2026 / 6 / 12 :

SUZUKA CIRCUIT
Full Course 4-Wheels(5,807m)

個別ラップ表


No	61	Best Time	2'15.001	154.852 km/h
Name	一宮 總太朗	Total Time	17'46.793	6 Laps
Team	MYST KK-S II	Average Lap Time	3'04.050	
Type	KKS-II	Today's Rank	8 / 16	
		Today's Top Time	2'13.935	156.085 km/h

Lap	Passing Time	Lap Time	Sec1	Sec2	Sec3	Sec4	km/h
				23.218	51.331	25.608	197.393
1.	2'26.540						
2.	4'48.975	Pit					
		2'22.435 (3)	38.590	22.940	50.834	30.071	198.733
		6'04.255 (5)	4'26.005	22.419	50.740	25.091	197.838
3.	10'53.230						
		2'15.319 (2)	37.727	22.258	50.288	25.046	198.733
4.	13'08.549						
		B 2'15.001 (1)	37.541	22.291	50.195	24.974	198.733
5.	15'23.550						
		2'23.243 (4)	37.395	22.367	50.528	32.953	197.838
6.	17'46.793	Pit					

2026 SUZUKA CHAMPION CUP RACE Round2

FJ1500/S-FJ 特別スポーツ走行 2回目

2026 / 6 / 12 :

 **SUZUKA CIRCUIT**
Full Course 4-Wheels(5,807m)

個別ラップ表

No	66	Best Time	2'13.935	156.085 km/h
Name	府本 淳之介	Total Time	18'33.166	8 Laps
Team	FORM with 雅企画&レブリ KKS-II	Average Lap Time	2'17.622	
Type	KKS-II	Today's Rank	1 / 16	
		Today's Top Time	2'13.935	156.085 km/h

Lap	Passing Time	Lap Time	Sec1	Sec2	Sec3	Sec4	km/h
				23.581	51.343	25.361	201.007
1.	2'29.808						
2.	4'45.814	2'16.006 (6)	38.214	22.333	50.188	25.271	197.838
3.	7'00.288	2'14.474 (2)	37.667	22.187	49.766	24.854	197.838
4.	9'14.897	2'14.609 (5)	37.571	22.051	49.974	25.013	198.284
5.	11'29.473	2'14.576 (4)	37.518	22.309	49.869	24.880	198.733
6.	13'43.408	B 2'13.935 (1)	37.371	22.160	49.673	24.731	199.636
7.	15'57.918	2'14.510 (3)	37.307	22.292	49.965	24.946	196.951
8.	18'33.166 Pit	2'35.248 (7)	37.380	22.108	52.029	43.731	193.907



2026 SUZUKA CHAMPION CUP RACE Round2

FJ1500/S-FJ 特別スポーツ走行 2回目

2026 / 6 / 12 :

SUZUKA CIRCUIT
Full Course 4-Wheels(5,807m)

個別ラップ表

No	70	Best Time	2'15.553	154.222 km/h
Name	加藤 薫	Total Time	18'42.333	8 Laps
Team	デルタモータースポーツKKS-II	Average Lap Time	2'19.020	
Type	KKS-II	Today's Rank	12 / 16	
		Today's Top Time	2'13.935	156.085 km/h

Lap	Passing Time	Lap Time	Sec1	Sec2	Sec3	Sec4	km/h
				23.773	52.242	25.779	192.210
1.	2'29.192						
		2'19.120 (6)	39.377	22.889	51.047	25.807	197.393
2.	4'48.312						
		2'17.060 (5)	37.972	23.011	50.738	25.339	196.951
3.	7'05.372						
		2'17.011 (4)	37.637	22.460	50.810	26.104	200.091
4.	9'22.383						
		B 2'15.553 (1)	37.572	22.455	50.482	25.044	200.091
5.	11'37.936						
		2'16.508 (3)	37.532	22.433	50.942	25.601	194.336
6.	13'54.444						
		2'15.922 (2)	38.039	22.486	50.340	25.057	196.951
7.	16'10.366						
		2'31.967 (7)	37.762	22.311	51.331	40.563	192.210
8.	18'42.333	Pit					



2026 SUZUKA CHAMPION CUP RACE Round2

FJ1500/S-FJ 特別スポーツ走行 2回目

2026 / 6 / 12 :

SUZUKA CIRCUIT
Full Course 4-Wheels(5,807m)

個別ラップ表

No	78	Best Time	2'17.621	151.904 km/h
Name	三瓶 旭	Total Time	17'37.158	4 Laps
Team	中日本自動車短期大学MSE学科 07J	Average Lap Time	2'20.238	
Type	07J	Today's Rank	14 / 16	
		Today's Top Time	2'13.935	156.085 km/h

Lap	Passing Time	Lap Time	Sec1	Sec2	Sec3	Sec4	km/h
				23.778	52.006	26.038	193.055
1.	10'36.442						
		2'18.392 (2)	38.848	22.725	51.005	25.814	193.907
2.	12'54.834						
		B 2'17.621 (1)	38.564	22.479	51.006	25.572	193.055
3.	15'12.455						
		2'24.703 (3)	37.812	22.461	50.866	33.564	193.907
4.	17'37.158 Pit						



2026 SUZUKA CHAMPION CUP RACE Round2

FJ1500/S-FJ 特別スポーツ走行 2回目

2026 / 6 / 12 :

SUZUKA CIRCUIT
Full Course 4-Wheels(5,807m)

個別ラップ表


No	79	Best Time	2'15.668	154.091 km/h
Name	八巻 渉	Total Time	18'22.021	7 Laps
Team	中日本自動車短期大学MSE学科 07J	Average Lap Time	2'37.996	
Type	07J	Today's Rank	13 / 16	
		Today's Top Time	2'13.935	156.085 km/h

Lap	Passing Time	Lap Time	Sec1	Sec2	Sec3	Sec4	km/h
				23.538	51.747	25.313	197.393
1.	2'34.040						
		2'15.941 (3)	38.042	22.443	50.255	25.201	201.468
2.	4'49.981						
		2'15.878 (2)	37.955	22.663	50.193	25.067	202.864
3.	7'05.859						
		B 2'15.668 (1)	37.849	22.368	50.132	25.319	199.636
4.	9'21.527						
		2'18.173 (4)	37.905	22.208	50.250	27.810	200.548
5.	11'39.700 Pit						
		4'10.064 (6)	2'31.885	22.541	50.332	25.306	197.838
6.	15'49.764						
		2'32.257 (5)	37.688	22.263	53.679	38.627	158.556
7.	18'22.021 Pit						

2026 SUZUKA CHAMPION CUP RACE Round2

FJ1500/S-FJ 特別スポーツ走行 2回目

2026 / 6 / 12 :



SUZUKA CIRCUIT
Full Course 4-Wheels(5,807m)

個別ラップ表

No	85	Best Time	2'15.462	154.325 km/h
Name	吉田 英翔	Total Time	18'37.358	8 Laps
Team	K&G RACING C72 KKS-2	Average Lap Time	2'19.269	
Type	KKS-II	Today's Rank	11 / 16	
		Today's Top Time	2'13.935	156.085 km/h

Lap	Passing Time	Lap Time	Sec1	Sec2	Sec3	Sec4	km/h
				23.133	51.024	25.805	198.284
1.	2'22.470						
2.	4'40.514	2'18.044 (5)	37.954	22.483	52.366	25.241	195.635
3.	6'57.058	2'16.544 (4)	37.761	22.745	50.912	25.126	196.951
4.	9'16.627	2'19.569 (6)	37.866	22.536	51.743	27.424	155.745
5.	11'32.448	2'15.821 (3)	37.635	22.383	50.696	25.107	196.951
6.	13'47.964	2'15.516 (2)	37.621	22.387	50.518	24.990	196.071
7.	16'03.426	B 2'15.462 (1)	37.528	22.419	50.451	25.064	196.510
8.	18'37.358	2'33.932 (7)	37.822	22.388	52.512	41.210	193.907
		Pit					



2026 SUZUKA CHAMPION CUP RACE Round2

FJ1500/S-FJ 特別スポーツ走行 2回目

2026 / 6 / 12 :

SUZUKA CIRCUIT
Full Course 4-Wheels(5,807m)

個別ラップ表

No	16	Best Time	2'15.465	154.322 km/h
Name	青合 正博	Total Time	18'46.893	8 Laps
Team	TEAM HERO'S Rn SPORTS	Average Lap Time	2'19.260	
Type	KK-F	Today's Rank	3 / 3	
		Today's Top Time	2'13.786	156.259 km/h

Lap	Passing Time	Lap Time	Sec1	Sec2	Sec3	Sec4	km/h
				23.696	51.633	27.634	187.292
1.	2'32.073						
2.	4'49.556	2'17.483 (5)	38.569	22.963	50.625	25.326	197.393
3.	7'06.727	2'17.171 (4)	38.118	22.688	50.424	25.941	196.951
4.	9'23.254	2'16.527 (3)	37.981	22.554	50.346	25.646	199.184
5.	11'42.177	2'18.923 (6)	38.128	22.495	52.006	26.294	197.838
6.	13'58.172	2'15.995 (2)	38.179	22.471	50.142	25.203	198.733
7.	16'13.637	B 2'15.465 (1)	37.927	22.252	50.152	25.134	200.548
8.	18'46.893 Pit	2'33.256 (7)	39.097	22.416	51.459	40.284	196.071



2026 SUZUKA CHAMPION CUP RACE Round2

FJ1500/S-FJ 特別スポーツ走行 2回目

2026 / 6 / 12 :

SUZUKA CIRCUIT
Full Course 4-Wheels(5,807m)

個別ラップ表

No	56	Best Time	2'13.786	156.259 km/h
Name	宮本 颯斗	Total Time	18'30.447	8 Laps
Team	MYST制動屋	Average Lap Time	2'18.158	
Type	KK-F	Today's Rank	1 / 3	
		Today's Top Time	2'13.786	156.259 km/h

Lap	Passing Time	Lap Time	Sec1	Sec2	Sec3	Sec4	km/h
				23.227	50.979	24.950	195.635
1.	2'23.336						
2.	4'44.588	2'21.252 (6)	40.511	25.520	50.145	25.076	197.838
3.	6'58.679	2'14.091 (3)	37.316	22.086	49.732	24.957	197.393
4.	9'12.573	2'13.894 (2)	37.162	21.951	49.822	24.959	199.636
5.	11'27.080	2'14.507 (5)	37.369	22.072	49.967	25.099	196.071
6.	13'41.324	2'14.244 (4)	37.159	21.883	50.171	25.031	195.200
7.	15'55.110	B 2'13.786 (1)	36.959	21.963	49.839	25.025	195.200
8.	18'30.447 Pit	2'35.337 (7)	36.973	22.238	52.534	43.592	173.597

2026 SUZUKA CHAMPION CUP RACE Round2

FJ1500/S-FJ 特別スポーツ走行 2回目

2026 / 6 / 12 :

 **SUZUKA CIRCUIT**
Full Course 4-Wheels(5,807m)

個別ラップ表

No	57	Best Time	2'14.752	155.138 km/h
Name	田崎 脩馬	Total Time	19'11.428	8 Laps
Team	MYST 制動屋 KK-F	Average Lap Time	2'16.215	
Type	KK-F	Today's Rank	2 / 3	
		Today's Top Time	2'13.786	156.259 km/h

Lap	Passing Time	Lap Time	Sec1	Sec2	Sec3	Sec4	km/h
				23.636	51.472	25.640	190.542
1.	3'17.922						
2.	5'33.938	2'16.016 (6)	37.927	22.248	50.575	25.266	194.336
3.	7'48.903	2'14.965 (4)	37.410	22.017	50.322	25.216	194.336
4.	10'03.663	2'14.760 (2)	37.231	21.982	50.334	25.213	194.767
5.	12'18.415	B 2'14.752 (1)	37.311	22.048	50.210	25.183	194.767
6.	14'33.272	2'14.857 (3)	37.272	21.923	50.395	25.267	193.907
7.	16'48.697	2'15.425 (5)	36.967	22.666	50.581	25.211	193.907
8.	19'11.428 Pit	2'22.731 (7)	37.277	22.729	51.159	31.566	194.336