



MFJ 公認 準国際競技会

鈴鹿サンデーロードレース第2戦



JP-SPORT DUNLOP OFFICAL TYRE SUPPLIER

インター/ナショナルJP-SPORT 特別スポーツ走行 2回目

2026 / 6 / 5 :



SUZUKA CIRCUIT

個別ラップ表

Weather :Cloudy

Full Course 2-Wheels(5,821m)

Track :Dry

No	25	Best Time	2'29.874	139.821 km/h
Name	船田 俊希	Total Time	18'34.039	7 Laps
Team	YTR	Average Lap Time	2'38.640	
Type	Honda/CBR250RR	Today's Rank	1 / 6	
		Today's Top Time	2'29.874	139.821 km/h

Lap	Passing Time	Lap Time	Sec1	Sec2	Sec3	Sec4	km/h
				24.966	58.739	29.101	193.480
1.	2'42.199						
		2'31.605 (4)	41.180	24.981	57.487	27.957	179.632
2.	5'13.804						
		2'30.926 (3)	40.862	24.856	57.347	27.861	180.000
3.	7'44.730						
		B 2'29.874 (1)	40.757	23.994	57.235	27.888	178.900
4.	10'14.604						
		2'43.861 (5)	43.097	26.570	1'04.284	29.910	162.968
5.	12'58.465						
		2'30.042 (2)	40.829	24.412	57.002	27.799	180.741
6.	15'28.507						
		3'05.532 (6)	47.935	28.696	1'05.666	43.235	157.138
7.	18'34.039 Pit						



MFJ 公認 準国際競技会

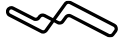
鈴鹿サンデーロードレース第2戦



JP-SPORT DUNLOP OFFICAL TYRE SUPPLIER

インター/ナショナルJP-SPORT 特別スポーツ走行 2回目

2026 / 6 / 5 :



SUZUKA CIRCUIT

個別ラップ表

Weather :Cloudy

Full Course 2-Wheels(5,821m)

Track :Dry

No	36	Best Time	2'30.456	139.281 km/h
Name	三浦 雄一	Total Time	18'03.253	7 Laps
Team	FAST with Nojima&IRCO.	Average Lap Time	2'33.256	
Type	Honda/CBR250RR	Today's Rank	2 / 6	
		Today's Top Time	2'29.874	139.821 km/h

Lap	Passing Time	Lap Time	Sec1	Sec2	Sec3	Sec4	km/h
						31.322	181.863
1.	2'43.714						
		2'32.797 (5)	41.737	24.748	57.775	28.537	188.498
2.	5'16.511						
		B 2'30.456 (1)	41.090	24.406	56.969	27.991	194.336
3.	7'46.967						
		2'31.553 (3)	41.926	24.670	57.117	27.840	189.719
4.	10'18.520						
		2'31.990 (4)	41.469	24.581	57.129	28.811	186.497
5.	12'50.510						
		2'30.825 (2)	41.451	24.269	57.153	27.952	183.766
6.	15'21.335						
		2'41.918 (6)	41.873	24.622	58.681	36.742	170.563
7.	18'03.253 Pit						



MFJ 公認 準国際競技会

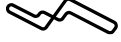
鈴鹿サンデーロードレース第2戦



JP-SPORT DUNLOP OFFICAL TYRE SUPPLIER

インター/ナショナルJP-SPORT 特別スポーツ走行 2回目

2026 / 6 / 5 :



SUZUKA CIRCUIT

個別ラップ表

Weather :Cloudy

Full Course 2-Wheels(5,821m)

Track :Dry

No	48	Best Time	2'37.659	132.917 km/h
Name	小池 信一郎	Total Time	19'00.235	7 Laps
Team	山科KawasakiKENRACING	Average Lap Time	2'42.562	
Type	Kawasaki/ZX-25R	Today's Rank	4 / 6	
		Today's Top Time	2'29.874	139.821 km/h

Lap	Passing Time	Lap Time	Sec1	Sec2	Sec3	Sec4	km/h
				26.663	1'01.413	31.470	183.382
1.	2'44.858						
		2'38.763 (5)	42.717	25.934	1'00.085	30.027	177.455
2.	5'23.621						
		2'37.964 (2)	43.024	25.584	59.662	29.694	178.900
3.	8'01.585						
		2'38.485 (4)	42.987	25.643	59.903	29.952	174.980
4.	10'40.070						
		2'38.346 (3)	42.936	25.539	59.878	29.993	173.941
5.	13'18.416						
		B 2'37.659 (1)	42.687	25.463	59.920	29.589	178.537
6.	15'56.075						
		3'04.160 (6)	44.501	25.826	1'01.175	52.658	156.578
7.	19'00.235 Pit						



MFJ 公認 準国際競技会

鈴鹿サンデーロードレース第2戦



JP-SPORT DUNLOP OFFICAL TYRE SUPPLIER

インター/ナショナルJP-SPORT 特別スポーツ走行 2回目

2026 / 6 / 5 :



SUZUKA CIRCUIT

個別ラップ表

Weather :Cloudy

Full Course 2-Wheels(5,821m)

Track :Dry

No	81	Best Time	2'32.002	137.864 km/h
Name	中原 美海	Total Time	18'25.289	7 Laps
Team	Racing Team OTRUN	Average Lap Time	2'37.350	
Type	YAMAHA/YZF R3	Today's Rank	3 / 6	
		Today's Top Time	2'29.874	139.821 km/h

Lap	Passing Time	Lap Time	Sec1	Sec2	Sec3	Sec4	km/h
				26.303	59.924	29.134	180.741
1.	2'41.185						
		2'33.996 (4)	42.124	25.192	58.557	28.123	185.708
2.	5'15.181						
		2'32.676 (3)	41.585	24.709	57.498	28.884	179.265
3.	7'47.857						
		2'34.138 (5)	41.798	24.846	58.482	29.012	186.102
4.	10'21.995						
		2'32.225 (2)	41.397	24.485	57.879	28.464	184.538
5.	12'54.220						
		B 2'32.002 (1)	41.605	24.573	57.717	28.107	185.708
6.	15'26.222						
		2'59.067 (6)	44.108	27.117	1'03.698	44.144	144.712
7.	18'25.289 Pit						



MFJ 公認 準国際競技会

鈴鹿サンデーロードレース第2戦



JP-SPORT DUNLOP OFFICAL TYRE SUPPLIER

インター/ナショナルJP-SPORT 特別スポーツ走行 2回目

2026 / 6 / 5 :



SUZUKA CIRCUIT

個別ラップ表

Weather :Cloudy

Full Course 2-Wheels(5,821m)

Track :Dry

No	2	Best Time	2'31.488	138.332 km/h
Name	市原 一優	Total Time	18'23.135	7 Laps
Team	SDG N-PLAN Racing	Average Lap Time	2'36.784	
Type	Honda/CBR250RR	Today's Rank	2 / 20	
		Today's Top Time	2'30.949	138.826 km/h

Lap	Passing Time	Lap Time	Sec1	Sec2	Sec3	Sec4	km/h
				26.194	59.600	30.255	187.692
1.	2'42.430						
		2'33.216 (4)	42.185	24.917	57.706	28.408	190.542
2.	5'15.646						
		2'31.628 (2)	41.623	24.532	57.121	28.352	184.926
3.	7'47.274						
		2'33.705 (5)	42.162	24.857	58.303	28.383	185.708
4.	10'20.979						
		2'32.348 (3)	42.039	24.590	57.600	28.119	185.708
5.	12'53.327						
		B 2'31.488 (1)	41.524	24.927	57.200	27.837	184.151
6.	15'24.815						
		2'58.320 (6)	44.929	26.882	1'02.220	44.289	160.000
7.	18'23.135 Pit						



MFJ 公認 準国際競技会

鈴鹿サンデーロードレース第2戦



JP-SPORT DUNLOP OFFICAL TYRE SUPPLIER

インター/ナショナルJP-SPORT 特別スポーツ走行 2回目

2026 / 6 / 5 :



SUZUKA CIRCUIT

個別ラップ表

Weather :Cloudy

Full Course 2-Wheels(5,821m)

Track :Dry

No	3	Best Time	2'34.243	135.861 km/h
Name	神山 保男	Total Time	18'52.860	7 Laps
Team	G3 Racing Project	Average Lap Time	2'41.794	
Type	Honda/CBR250RR	Today's Rank	10 / 20	
		Today's Top Time	2'30.949	138.826 km/h

Lap	Passing Time	Lap Time	Sec1	Sec2	Sec3	Sec4	km/h
				26.752	1'00.669	30.153	178.537
1.	2'42.092						
		2'35.798 (2)	42.632	25.096	59.103	28.967	181.863
2.	5'17.890						
		B 2'34.243 (1)	41.870	24.986	58.584	28.803	183.000
3.	7'52.133						
		2'35.895 (3)	42.296	25.019	59.081	29.499	176.740
4.	10'28.028						
		2'36.614 (4)	42.850	25.424	58.767	29.573	174.980
5.	13'04.642						
		2'38.604 (5)	42.952	25.214	1'00.258	30.180	173.254
6.	15'43.246						
		3'09.614 (6)	45.328	28.083	1'08.070	48.133	140.995
7.	18'52.860	Pit					



MFJ 公認 準国際競技会

鈴鹿サンデーロードレース第2戦



JP-SPORT DUNLOP OFFICAL TYRE SUPPLIER

インター/ナショナルJP-SPORT 特別スポーツ走行 2回目

2026 / 6 / 5 :



SUZUKA CIRCUIT

個別ラップ表

Weather :Cloudy

Full Course 2-Wheels(5,821m)

Track :Dry

No	5	Best Time	2'42.583	128.892 km/h
Name	玉井 雄拓	Total Time	19'37.308	7 Laps
Team	Racing team ZEST	Average Lap Time	2'47.312	
Type	Honda/CBR250RR	Today's Rank	16 / 20	
		Today's Top Time	2'30.949	138.826 km/h

Lap	Passing Time	Lap Time	Sec1	Sec2	Sec3	Sec4	km/h
				28.061	1'03.362	32.085	172.235
1.	2'53.436						
		2'45.639 (5)	45.557	26.794	1'02.060	31.228	174.980
2.	5'39.075						
		2'43.614 (3)	44.898	26.273	1'01.754	30.689	178.174
3.	8'22.689						
		2'44.099 (4)	44.828	26.341	1'01.968	30.962	175.680
4.	11'06.788						
		2'42.964 (2)	44.633	26.361	1'01.551	30.419	175.680
5.	13'49.752						
		B 2'42.583 (1)	44.228	26.235	1'01.416	30.704	171.228
6.	16'32.335						
		3'04.973 (6)	45.267	27.653	1'05.864	46.189	163.575
7.	19'37.308	Pit					



MFJ 公認 準国際競技会

鈴鹿サンデーロードレース第2戦



JP-SPORT DUNLOP OFFICAL TYRE SUPPLIER

インター/ナショナルJP-SPORT 特別スポーツ走行 2回目

2026 / 6 / 5 :



SUZUKA CIRCUIT

個別ラップ表

Weather :Cloudy

Full Course 2-Wheels(5,821m)

Track :Dry

No	8	Best Time	2'35.506	134.758 km/h
Name	大倉 拓夢	Total Time	18'50.783	7 Laps
Team	YTR+BetonTech	Average Lap Time	2'41.062	
Type	Honda/CBR250RR	Today's Rank	13 / 20	
		Today's Top Time	2'30.949	138.826 km/h

Lap	Passing Time	Lap Time	Sec1	Sec2	Sec3	Sec4	km/h
				26.194	1'00.907	30.386	181.488
1.	2'44.407						
		2'35.716 (3)	42.350	25.311	58.538	29.517	180.741
2.	5'20.123						
		2'35.577 (2)	42.540	25.148	58.992	28.897	177.814
3.	7'55.700						
		B 2'35.506 (1)	42.703	25.143	58.889	28.771	181.488
4.	10'31.206						
		2'35.893 (5)	43.042	25.462	58.552	28.837	179.265
5.	13'07.099						
		2'35.886 (4)	42.097	25.182	59.197	29.410	179.632
6.	15'42.985						
		3'07.798 (6)	45.250	28.211	1'07.398	46.939	139.429
7.	18'50.783 Pit						



MFJ 公認 準国際競技会

鈴鹿サンデーロードレース第2戦



JP-SPORT DUNLOP OFFICAL TYRE SUPPLIER

インター/ナショナルJP-SPORT 特別スポーツ走行 2回目

2026 / 6 / 5 :



SUZUKA CIRCUIT

個別ラップ表

Weather :Cloudy

Full Course 2-Wheels(5,821m)

Track :Dry

No	11	Best Time	2'31.531	138.292 km/h
Name	中川 空嶺	Total Time	18'43.963	7 Laps
Team	AURA SPORTS	Average Lap Time	2'41.222	
Type	YAMAHA/YZF-R3	Today's Rank	3 / 20	
		Today's Top Time	2'30.949	138.826 km/h

Lap	Passing Time	Lap Time	Sec1	Sec2	Sec3	Sec4	km/h	
				25.880	58.032	28.636	179.632	
1.	2'36.630							
		B 2'31.531	(1)	41.486	24.461	57.424	28.160	175.329
2.	5'08.161							
		2'31.780	(2)	41.449	24.669	57.375	28.287	176.386
3.	7'39.941							
		2'34.970	(3)	43.360	24.793	58.953	27.864	182.620
4.	10'14.911							
		2'43.655	(4)	41.480	24.708	58.815	38.652	156.021
5.	12'58.566	Pit						
		2'56.267	(6)	1'06.141	24.493	57.271	28.362	182.620
6.	15'54.833							
		2'49.130	(5)	42.236	25.193	1'01.398	40.303	160.879
7.	18'43.963	Pit						



MFJ 公認 準国際競技会

鈴鹿サンデーロードレース第2戦



JP-SPORT DUNLOP OFFICAL TYRE SUPPLIER

インター/ナショナルJP-SPORT 特別スポーツ走行 2回目

2026 / 6 / 5 :



SUZUKA CIRCUIT

個別ラップ表

Weather :Cloudy

Full Course 2-Wheels(5,821m)

Track :Dry

No	29	Best Time	2'34.193	135.905 km/h
Name	張 鳴駿	Total Time	15'57.061	6 Laps
Team	AK1TECH	Average Lap Time	2'39.054	
Type	Honda/CBR250RR	Today's Rank	9 / 20	
		Today's Top Time	2'30.949	138.826 km/h

Lap	Passing Time	Lap Time	Sec1	Sec2	Sec3	Sec4	km/h
				26.376	1'01.047	29.888	180.000
1.	2'41.787						
		2'35.550 (2)	42.556	25.344	58.415	29.235	185.708
2.	5'17.337						
		B 2'34.193 (1)	42.180	25.082	58.151	28.780	186.102
3.	7'51.530						
		2'36.806 (3)	43.608	25.414	58.607	29.177	181.113
4.	10'28.336						
		2'37.243 (4)	43.242	25.395	58.850	29.756	185.708
5.	13'05.579						
		2'51.482 (5)	42.640	25.329	59.901	43.612	176.386
6.	15'57.061 Pit						



MFJ 公認 準国際競技会

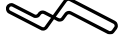
鈴鹿サンデーロードレース第2戦



JP-SPORT DUNLOP OFFICAL TYRE SUPPLIER

インター/ナショナルJP-SPORT 特別スポーツ走行 2回目

2026 / 6 / 5 :



SUZUKA CIRCUIT

個別ラップ表

Weather :Cloudy

Full Course 2-Wheels(5,821m)

Track :Dry

No	31	Best Time	2'33.758	136.289 km/h
Name	田川 浩明	Total Time	18'58.303	7 Laps
Team	FAST CREOSERVICE WITH Nojima	Average Lap Time	2'40.789	
Type	Honda/CBR250RR	Today's Rank	7 / 20	
		Today's Top Time	2'30.949	138.826 km/h

Lap	Passing Time	Lap Time	Sec1	Sec2	Sec3	Sec4	km/h
				26.774	59.892	31.025	183.000
1.	2'53.568						
		2'35.747 (5)	42.736	25.163	58.588	29.260	180.000
2.	5'29.315						
		2'34.952 (4)	42.422	24.992	58.884	28.654	183.000
3.	8'04.267						
		2'34.736 (3)	42.041	25.098	58.607	28.990	181.113
4.	10'39.003						
		2'33.906 (2)	42.224	24.830	58.188	28.664	180.370
5.	13'12.909						
		B 2'33.758 (1)	41.925	24.731	58.692	28.410	181.113
6.	15'46.667						
		3'11.636 (6)	47.229	28.184	1'03.569	52.654	136.398
7.	18'58.303	Pit					



MFJ 公認 準国際競技会

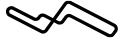
鈴鹿サンデーロードレース第2戦



JP-SPORT DUNLOP OFFICAL TYRE SUPPLIER

インター/ナショナルJP-SPORT 特別スポーツ走行 2回目

2026 / 6 / 5 :



SUZUKA CIRCUIT

個別ラップ表

Weather :Cloudy

Full Course 2-Wheels(5,821m)

Track :Dry

No	37	Best Time	2'30.949	138.826 km/h
Name	南 博之	Total Time	18'11.144	7 Laps
Team	Team みなみFamily	Average Lap Time	2'34.538	
Type	Honda/CBR250RR	Today's Rank	1 / 20	
		Today's Top Time	2'30.949	138.826 km/h

Lap	Passing Time	Lap Time	Sec1	Sec2	Sec3	Sec4	km/h
				25.558	59.869	30.867	188.094
1.	2'43.913						
		2'32.692 (4)	41.678	24.873	57.553	28.588	185.708
2.	5'16.605						
		B 2'30.949 (1)	41.147	24.426	56.841	28.535	195.200
3.	7'47.554						
		2'33.755 (5)	41.602	24.731	58.801	28.621	178.174
4.	10'21.309						
		2'31.134 (2)	41.346	24.282	57.209	28.297	182.241
5.	12'52.443						
		2'31.790 (3)	41.267	24.809	57.430	28.284	180.741
6.	15'24.233						
		2'46.911 (6)	43.708	26.968	58.744	37.491	175.680
7.	18'11.144 Pit						



MFJ 公認 準国際競技会

鈴鹿サンデーロードレース第2戦



JP-SPORT DUNLOP OFFICAL TYRE SUPPLIER

インター/ナショナルJP-SPORT 特別スポーツ走行 2回目

2026 / 6 / 5 :



SUZUKA CIRCUIT

個別ラップ表

Weather :Cloudy

Full Course 2-Wheels(5,821m)

Track :Dry

No	38	Best Time	2'37.065	133.420 km/h
Name	岡田 正樹	Total Time	19'11.776	7 Laps
Team	MC Racing with 8810R	Average Lap Time	2'43.984	
Type	Honda/CBR250RR	Today's Rank	15 / 20	
		Today's Top Time	2'30.949	138.826 km/h

Lap	Passing Time	Lap Time	Sec1	Sec2	Sec3	Sec4	km/h
				27.106	1'00.986	29.701	174.980
1.	2'47.867						
		2'38.047 (4)	43.093	25.638	59.813	29.503	176.386
2.	5'25.914						
		B 2'37.065 (1)	42.876	25.454	59.405	29.330	177.814
3.	8'02.979						
		2'37.533 (2)	42.927	25.341	59.641	29.624	176.386
4.	10'40.512						
		2'38.384 (5)	42.890	25.476	59.995	30.023	177.455
5.	13'18.896						
		2'37.661 (3)	42.801	25.381	59.543	29.936	180.741
6.	15'56.557						
		3'15.219 (6)	48.633	28.345	1'10.105	48.136	144.000
7.	19'11.776 Pit						



MFJ 公認 準国際競技会

鈴鹿サンデーロードレース第2戦



JP-SPORT DUNLOP OFFICAL TYRE SUPPLIER

インター/ナショナルJP-SPORT 特別スポーツ走行 2回目

2026 / 6 / 5 :



SUZUKA CIRCUIT

個別ラップ表

Weather :Cloudy

Full Course 2-Wheels(5,821m)

Track :Dry

No	41	Best Time	2'31.862	137.991 km/h
Name	塚脇 椋太	Total Time	18'32.819	7 Laps
Team	Team KEITA	Average Lap Time	2'39.108	
Type	YAMAHA/YZF-R3	Today's Rank	4 / 20	
		Today's Top Time	2'30.949	138.826 km/h

Lap	Passing Time	Lap Time	Sec1	Sec2	Sec3	Sec4	km/h
				25.995	58.250	28.940	185.708
1.	2'38.167						
		2'33.325 (4)	41.997	24.836	57.644	28.848	177.814
2.	5'11.492						
		2'33.845 (5)	42.986	25.256	57.561	28.042	181.113
3.	7'45.337						
		B 2'31.862 (1)	41.382	24.390	57.803	28.287	178.537
4.	10'17.199						
		2'32.794 (2)	41.692	24.495	57.634	28.973	173.941
5.	12'49.993						
		2'32.937 (3)	42.120	24.369	58.061	28.387	176.740
6.	15'22.930						
		3'09.889 (6)	44.832	29.062	1'09.410	46.585	146.644
7.	18'32.819	Pit					



MFJ 公認 準国際競技会

鈴鹿サンデーロードレース第2戦



JP-SPORT DUNLOP OFFICAL TYRE SUPPLIER

インター/ナショナルJP-SPORT 特別スポーツ走行 2回目

2026 / 6 / 5 :



SUZUKA CIRCUIT

個別ラップ表

Weather :Cloudy

Full Course 2-Wheels(5,821m)

Track :Dry

No	44	Best Time	2'42.769	128.744 km/h
Name	松本 栄直	Total Time	19'42.949	7 Laps
Team	MC racing with 8810R	Average Lap Time	2'48.360	
Type	Honda/CBR250RR	Today's Rank	17 / 20	
		Today's Top Time	2'30.949	138.826 km/h

Lap	Passing Time	Lap Time	Sec1	Sec2	Sec3	Sec4	km/h
				27.431	1'03.562	30.851	166.364
1.	2'52.785						
		2'44.216 (3)	44.526	26.537	1'02.530	30.623	165.736
2.	5'37.001						
		2'43.180 (2)	44.204	26.338	1'02.348	30.290	166.679
3.	8'20.181						
		B 2'42.769 (1)	43.973	26.215	1'02.164	30.417	165.113
4.	11'02.950						
		2'44.524 (4)	44.203	26.506	1'03.459	30.356	163.881
5.	13'47.474						
		2'45.374 (5)	44.286	26.699	1'03.337	31.052	165.113
6.	16'32.848						
		3'10.101 (6)	47.998	28.681	1'08.929	44.493	143.295
7.	19'42.949	Pit					



MFJ 公認 準国際競技会

鈴鹿サンデーロードレース第2戦



JP-SPORT DUNLOP OFFICAL TYRE SUPPLIER

インター/ナショナルJP-SPORT 特別スポーツ走行 2回目

2026 / 6 / 5 :



SUZUKA CIRCUIT

個別ラップ表

Weather : Cloudy

Full Course 2-Wheels(5,821m)

Track : Dry

No	46	Best Time	2'31.999	137.867 km/h
Name	林 夢乃	Total Time	18'55.552	7 Laps
Team	チームゆめ77IEC+D-nut's	Average Lap Time	2'42.398	
Type	Honda/CBR250RR	Today's Rank	5 / 20	
		Today's Top Time	2'30.949	138.826 km/h

Lap	Passing Time	Lap Time	Sec1	Sec2	Sec3	Sec4	km/h
				26.242	59.226	29.190	183.000
1.	2'41.159						
		2'33.625 (3)	42.431	25.079	57.964	28.151	183.000
2.	5'14.784						
		B 2'31.999 (1)	41.619	24.692	57.011	28.677	192.632
3.	7'46.783						
		2'42.115 (4)	42.266	24.774	58.300	36.775	179.632
4.	10'28.898	Pit					
		2'53.588 (5)	1'02.754	24.774	57.696	28.364	183.000
5.	13'22.486						
		2'32.114 (2)	41.665	24.300	57.785	28.364	182.620
6.	15'54.600						
		3'00.952 (6)	43.659	25.339	1'01.550	50.404	138.768
7.	18'55.552	Pit					



MFJ 公認 準国際競技会

鈴鹿サンデーロードレース第2戦



JP-SPORT DUNLOP OFFICAL TYRE SUPPLIER

インター/ナショナルJP-SPORT 特別スポーツ走行 2回目

2026 / 6 / 5 :



SUZUKA CIRCUIT

個別ラップ表

Weather :Cloudy

Full Course 2-Wheels(5,821m)

Track :Dry

No	50	Best Time	2'35.556	134.714 km/h
Name	神吉 龍成	Total Time	18'49.950	7 Laps
Team	Team能塚&B-SQUARE&かおるフレンズ	Average Lap Time	2'41.895	
Type	Kawasaki/ZX-25R	Today's Rank	14 / 20	
		Today's Top Time	2'30.949	138.826 km/h

Lap	Passing Time	Lap Time	Sec1	Sec2	Sec3	Sec4	km/h
				25.975	59.282	29.419	183.382
1.	2'38.576						
		2'37.715 (4)	42.868	25.251	1'00.841	28.755	190.542
2.	5'16.291						
		B 2'35.556 (1)	42.567	24.942	58.924	29.123	186.102
3.	7'51.847						
		2'35.987 (2)	43.080	24.966	58.654	29.287	182.620
4.	10'27.834						
		2'37.015 (3)	43.613	25.377	58.950	29.075	184.538
5.	13'04.849						
		2'37.760 (5)	43.209	25.372	59.284	29.895	179.265
6.	15'42.609						
		3'07.341 (6)	44.769	28.820	1'06.513	47.239	143.529
7.	18'49.950	Pit					



MFJ 公認 準国際競技会

鈴鹿サンデーロードレース第2戦



JP-SPORT DUNLOP OFFICAL TYRE SUPPLIER

インター/ナショナルJP-SPORT 特別スポーツ走行 2回目

2026 / 6 / 5 :



SUZUKA CIRCUIT

個別ラップ表

Weather :Cloudy

Full Course 2-Wheels(5,821m)

Track :Dry

No	56	Best Time	2'32.708	137.227 km/h
Name	埜口 直希	Total Time	18'29.831	7 Laps
Team	N-PLAN Racing	Average Lap Time	2'38.787	
Type	Honda/CBR250RR	Today's Rank	6 / 20	
		Today's Top Time	2'30.949	138.826 km/h

Lap	Passing Time	Lap Time	Sec1	Sec2	Sec3	Sec4	km/h
				25.943	59.265	29.081	175.680
1.	2'37.109						
		2'34.437 (4)	42.435	25.063	58.072	28.867	175.680
2.	5'11.546						
		2'34.767 (5)	43.090	25.328	57.961	28.388	183.766
3.	7'46.313						
		B 2'32.708 (1)	41.677	24.783	57.986	28.262	179.265
4.	10'19.021						
		2'33.362 (2)	41.880	24.842	57.880	28.760	178.537
5.	12'52.383						
		2'33.723 (3)	42.260	24.859	58.056	28.548	181.488
6.	15'26.106						
		3'03.725 (6)	45.178	27.671	1'06.891	43.985	147.630
7.	18'29.831 Pit						



MFJ 公認 準国際競技会

鈴鹿サンデーロードレース第2戦



JP-SPORT DUNLOP OFFICAL TYRE SUPPLIER

インター/ナショナルJP-SPORT 特別スポーツ走行 2回目

2026 / 6 / 5 :



SUZUKA CIRCUIT

個別ラップ表

Weather :Cloudy

Full Course 2-Wheels(5,821m)

Track :Dry

No	62	Best Time	2'34.800	135.372 km/h
Name	高橋 瑠嘉	Total Time	18'42.669	7 Laps
Team	磐田レーシングファミリー	Average Lap Time	2'39.840	
Type	YAMAHA/YZF-R3	Today's Rank	11 / 20	
		Today's Top Time	2'30.949	138.826 km/h

Lap	Passing Time	Lap Time	Sec1	Sec2	Sec3	Sec4	km/h
				26.586	1'00.559	31.631	172.913
1.	2'43.625						
		2'37.360 (5)	42.912	25.032	59.247	30.169	175.329
2.	5'20.985						
		2'35.725 (4)	42.299	24.980	59.277	29.169	176.386
3.	7'56.710						
		B 2'34.800 (1)	42.543	24.946	58.301	29.010	176.032
4.	10'31.510						
		2'35.073 (2)	42.865	25.064	58.158	28.986	175.329
5.	13'06.583						
		2'35.704 (3)	42.054	25.004	59.107	29.539	171.563
6.	15'42.287						
		3'00.382 (6)	45.256	28.382	1'03.123	43.621	150.411
7.	18'42.669	Pit					



MFJ 公認 準国際競技会

鈴鹿サンデーロードレース第2戦



JP-SPORT DUNLOP OFFICAL TYRE SUPPLIER

インター/ナショナルJP-SPORT 特別スポーツ走行 2回目

2026 / 6 / 5 :



SUZUKA CIRCUIT

個別ラップ表

Weather :Cloudy

Full Course 2-Wheels(5,821m)

Track :Dry

No	73	Best Time	2'34.145	135.947 km/h
Name	福田 優弥	Total Time	18'39.233	7 Laps
Team	AK1TECH(アキテック)	Average Lap Time	2'40.243	
Type	Honda/CBR250RR	Today's Rank	8 / 20	
		Today's Top Time	2'30.949	138.826 km/h

Lap	Passing Time	Lap Time	Sec1	Sec2	Sec3	Sec4	km/h	
				26.161	58.928	28.625	186.894	
1.	2'37.774							
		B 2'34.145	(1)	42.304	24.745	58.626	28.470	183.766
2.	5'11.919							
		2'34.196	(2)	42.463	25.107	58.419	28.207	184.151
3.	7'46.115							
		2'35.594	(5)	42.576	24.704	59.273	29.041	180.741
4.	10'21.709							
		2'34.734	(3)	42.593	25.211	58.170	28.760	180.741
5.	12'56.443							
		2'35.278	(4)	42.822	25.304	58.540	28.612	180.000
6.	15'31.721							
		3'07.512	(6)	45.610	28.268	1'06.702	46.932	147.630
7.	18'39.233	Pit						



MFJ 公認 準国際競技会

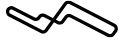
鈴鹿サンデーロードレース第2戦



JP-SPORT DUNLOP OFFICAL TYRE SUPPLIER

インター/ナショナルJP-SPORT 特別スポーツ走行 2回目

2026 / 6 / 5 :



SUZUKA CIRCUIT

個別ラップ表

Weather : Cloudy

Full Course 2-Wheels(5,821m)

Track : Dry

No	76	Best Time	2'50.499	122.907 km/h
Name	滋野 敬直	Total Time	20'28.611	7 Laps
Team	チームアライングドルフィンwith三東工業社	Average Lap Time	2'54.655	
Type	YAMAHA/YZF-R3	Today's Rank	18 / 20	
		Today's Top Time	2'30.949	138.826 km/h

Lap	Passing Time	Lap Time	Sec1	Sec2	Sec3	Sec4	km/h
				28.286	1'04.351	32.293	174.632
1.	3'00.677						
		2'51.080 (2)	46.964	27.711	1'04.409	31.996	170.233
2.	5'51.757						
		B 2'50.499 (1)	46.732	27.792	1'03.961	32.014	171.228
3.	8'42.256						
		2'51.729 (4)	47.479	27.764	1'04.366	32.120	169.575
4.	11'33.985						
		2'52.248 (5)	47.426	28.191	1'04.214	32.417	170.233
5.	14'26.233						
		2'51.676 (3)	47.249	28.202	1'04.207	32.018	169.575
6.	17'17.909						
		3'10.702 (6)	50.363	28.898	1'07.084	44.357	153.298
7.	20'28.611 Pit						



MFJ 公認 準国際競技会

鈴鹿サンデーロードレース第2戦



JP-SPORT DUNLOP OFFICAL TYRE SUPPLIER

インター/ナショナルJP-SPORT 特別スポーツ走行 2回目

2026 / 6 / 5 :



SUZUKA CIRCUIT

個別ラップ表

Weather :Cloudy

Full Course 2-Wheels(5,821m)

Track :Dry

No	91	Best Time	2'35.209	135.015 km/h
Name	市岡 洋一郎	Total Time	19'01.798	7 Laps
Team	classe moto team	Average Lap Time	2'41.379	
Type	Honda /CBR250RR	Today's Rank	12 / 20	
		Today's Top Time	2'30.949	138.826 km/h

Lap	Passing Time	Lap Time	Sec1	Sec2	Sec3	Sec4	km/h
				25.700	59.936	30.812	180.000
1.	2'53.519						
		2'37.658 (4)	44.028	25.440	59.164	29.026	175.680
2.	5'31.177						
		B 2'35.209 (1)	42.527	24.975	58.860	28.847	179.265
3.	8'06.386						
		2'35.336 (2)	42.339	25.035	58.990	28.972	177.455
4.	10'41.722						
		2'35.808 (3)	42.346	25.011	59.319	29.132	176.740
5.	13'17.530						
		2'37.966 (5)	42.550	25.158	59.147	31.111	174.632
6.	15'55.496						
		3'06.302 (6)	48.798	25.641	1'00.085	51.778	163.575
7.	19'01.798 Pit						